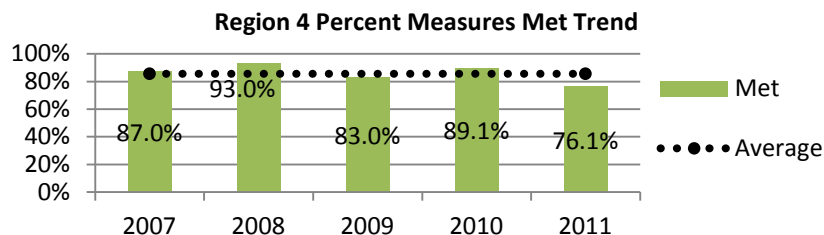


US EPA ARCHIVE DOCUMENT

EPA Region 4 FY 2011 Performance Summary



National Water Program Senior Management Measures

	National Commitment	National Result	National FY 2011 Status	Region 4 Commitment	Region 4 Result	Region 4 FY 2011 Status
Population Served by CWSs (2.1.1)	91%	93.2%	▲	93%	96%	▲
Tribal Population Served Drinking Water (SP-3)	80%	81.2%	▲	90%	97%	▲
States/Territories Water Quality Standards Approved (WQ-4a)	85%	91%	▲	87%	75%	▼
Total TMDLs (WQ-8a)	2,433	2,864	▲	337	284	▼
High Priority State NPDES Permits (WQ-19a)	702	943	▲	80	158	▲
Formerly Impaired Waterbodies Now Meeting Standards (SP-10)	2,973	3,119	▲	504	504	▲
NPS-Impaired Waterbodies Restored (WQ-10)	251	358	▲	56	57	▲

Region 4 Performance Highlights

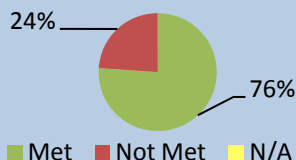
Region 4 performed better than national performance for the following measures:

- Class II wells returned to compliance (SDW-7b)
- CSO permits with schedules enforced (SS-1)
- States and Territories adopted (and on-schedule) EPA approved nutrient criteria (WQ-1a and b)

Region 4 fell short of their 2011 commitments for the following key measures:

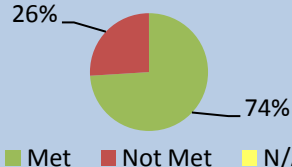
- DWSRF fund utilization rate (SDW-4)
- TMDLs developed by States and EPA (WQ-8a and b)
- States and Territories submitting new/revised WQ criteria (WQ-3a)
- Submissions of new/revised WQ standards approved by EPA (WQ-4a)

FY 2011: Region 4 Performance



Universe: 46 commitment measures

FY 2011: National Performance



Universe: 46 commitment measures