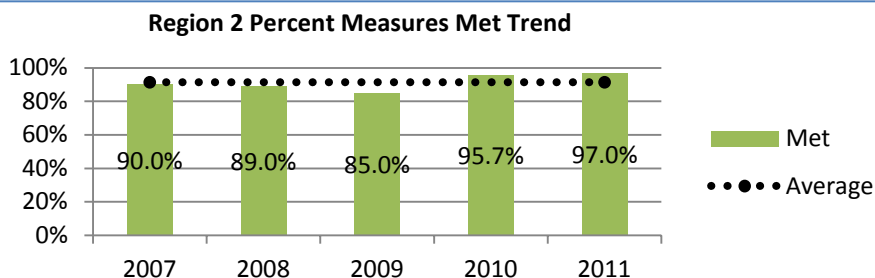


US EPA ARCHIVE DOCUMENT

EPA Region 2 FY 2011 Performance Summary



National Water Program Senior Management Measures

	National Commitment	National Result	National FY 2011 Status	Region 2 Commitment	Region 2 Result	Region 2 FY 2011 Status
Population Served by CWSS (2.1.1)	91%	93.2%	▲	76%	84%	▲
Tribal Population Served Drinking Water (SP-3)	80%	81.2%	▲	50%	50%	▲
States/Territories Water Quality Standards Approved (WQ-4a)	85%	91%	▲	85%	100%	▲
Total TMDLs (WQ-8a)	2,433	2,864	▲	40	134	▲
High Priority State NPDES Permits (WQ-19a)	702	943	▲	24	41	▲
Formerly Impaired Waterbodies Now Meeting Standards (SP-10)	2,973	3,119	▲	127	127	▲
NPS-Impaired Waterbodies Restored (WQ-10)	251	358	▲	15	15	▲

Region 2 Performance Highlights

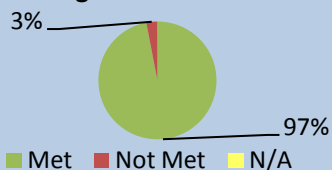
Region 2 performed better than national performance for the following measures:

- Class II wells returned to compliance (SDW-7b)
- CSO permits with schedules enforced (SS-1)
- States and Territories adopted (and on schedule) nutrient criteria (WQ-1a and b)
- Ocean dumping sites achieved environmentally acceptable conditions (SP-20)
- Acres of habitat protected or restored (4.3.2)

Region 2 fell short of their 2011 commitments for the following key measures:

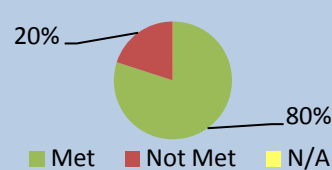
- States and Territories adopted and implementing monitoring strategies according to schedules (WQ-5)

FY 2011: Region 2 Performance



Universe: 44 commitment measures

FY 2011: National Performance



Universe: 44 commitment measures