

US EPA ARCHIVE DOCUMENT

Environmental Technology Verification

Test Report of Control of Bioaerosols in HVAC Systems

Columbus Industries
High Efficiency Mini Pleat

Prepared by

Research Triangle Institute



Under a Contract with
U.S. Environmental Protection Agency



THE ENVIRONMENTAL TECHNOLOGY VERIFICATION PROGRAM



U.S. Environmental Protection Agency



Research Triangle Institute

ETV Joint Verification Statement

TECHNOLOGY TYPE:	VENTILATION MEDIA AIR FILTER	
APPLICATION:	FILTRATION EFFICIENCY OF BIOAEROSOLS IN HVAC SYSTEMS	
TECHNOLOGY NAME:	High Efficiency Mini Pleat	
COMPANY:	Columbus Industries	
ADDRESS:	2938 St. Rt. 752	PHONE: 740-983-2552
	Ashville, OH 43103-0257	FAX:
WEB SITE:	http://www.colind.com/main.htm	
E-MAIL:	mhaufe@colind.net	

The U.S. Environmental Protection Agency (EPA) has created the Environmental Technology Verification (ETV) Program to facilitate the deployment of innovative or improved environmental technologies through performance verification and dissemination of information. The goal of the ETV Program is to further environmental protection by accelerating the acceptance and use of improved and cost-effective technologies. ETV seeks to achieve this goal by providing high quality, peer-reviewed data on technology performance to those involved in the design, distribution, financing, permitting, purchase, and use of environmental technologies.

ETV works with recognized standards and testing organizations; stakeholder groups which consist of buyers, vendor organizations, permittees, and other interested parties; and with the full participation of individual technology developers. The program evaluates the performance of innovative and improved technologies by developing test plans that are responsive to the needs of stakeholders, conducting field or laboratory tests (as appropriate), collecting and analyzing data, and preparing peer-reviewed reports. All evaluations are conducted in accordance with rigorous quality assurance protocols to ensure that data of known and adequate quality are generated and that the results are defensible.

EPA's National Risk Management Research Laboratory contracted with the Research Triangle Institute (RTI) to establish a homeland-security-related ETV Program for products that clean ventilation air. RTI evaluated the performance of ventilation air filters used in building heating, ventilation and air-conditioning (HVAC) systems. This verification statement provides a summary of the test results for the Columbus Industries High Efficiency Mini Pleat media air filter.

VERIFICATION TEST DESCRIPTION

All tests were performed in accordance with RTI's "Test/Quality Assurance Project Plan: Biological Testing of General Ventilation Filters," which was approved by EPA. The following tests were performed:

- Bioaerosol filtration efficiency tests of the clean and dust-loaded filter. Three bioaerosols were used in the testing:
 - The spore form of the bacteria *Bacillus atrophaeus* (BG), a gram-positive spore-forming bacteria elliptically shaped with dimensions of 0.7 to 0.8 by 1 to 1.5 μm ,
 - *Serratia marcescens*, a rod-shaped gram-negative bacteria with a size of 0.5 to 0.8 by 0.9 to 2.0 μm , and
 - The bacterial virus (bacteriophage) MS2 dispersed as a micrometer-sized polydisperse aerosol.
- Inert aerosol filtration efficiency tests consisting of an American National Standards Institute (ANSI)/American Society of Heating, Refrigerating and Air-Conditioning Engineers (ASHRAE) Standard 52.2-1999 type test (0.3 to 10 μm) and extended fractional efficiency measurements down to 0.02 μm particle diameter on both clean and dust-loaded filter.
- ASHRAE 52.2 test providing filtration efficiency results (average of the minimum composite efficiency) for three size ranges of particles: E1, 0.3 to 1.0 μm ; E2, 1.0 to 3.0 μm ; and E3, 3.0 μm to 10 μm .

VERIFIED TECHNOLOGY DESCRIPTION

As shown in Figure 1, the Columbus Industries High Efficiency Mini Pleat media air filter has nominal dimensions of 0.61 x 0.61 x 0.10 m (24 x 24 x 4 in.). The filter has a chipboard frame with white fiberglass media having 3.5 pleats per inch. The Columbus Industries part number is MP6524244.

VERIFICATION OF PERFORMANCE

Verification testing of the Columbus Industries High Efficiency Mini Pleat media air filter began on September 22, 2003 at the test facilities of RTI and was completed on November 18, 2003. The results for the bioaerosol filtration efficiency tests are presented in Table 1 for the clean and dust-loaded filter. Table 2 presents the results of the ASHRAE 52.2 test. All tests were conducted at an air flow of 0.93 m³/sec (1970 cfm).



Figure 1. Photograph of the Columbus Industries High Efficiency Mini Pleat media filter.

Table 1. Bioaerosol Filtration Results

Filter Condition	Pressure Drop Pa (in. H ₂ O)	Filtration Efficiency for Removal of <i>B. atrophaeus</i> , %	Filtration Efficiency for Removal of <i>S. marcescens</i> , %	Filtration Efficiency for Removal of MS2 phage, %
Clean	211 (0.85)	73	81	78
Dust loaded	428 (1.72)	93	93	89

Table 2. Summary of ASHRAE 52.2 Test

Filter	E1 0.3 to 1.0 μ m, %	E2 1.0 to 3.0 μ m, %	E3 3.0 to 10 μ m, %	Minimum Efficiency Reporting Value (MERV)
Columbus Industries High Efficiency Mini Pleat	43	83	95	12 at 0.93 m ³ /sec (1970 cfm)

The quality assurance officer reviewed the test results and the quality control data and concluded that the data quality objectives given in the approved test/QA plan were attained.

This verification statement addresses two performance measures of media air filters: filtration efficiency and pressure drop. Users of this technology may wish to consider other performance parameters such as service life and cost when selecting a media air filter for bioaerosol control. In accordance with the test/QA plan¹, this verification is valid for 3 years following the last signature added on the verification statement.

Original signed by E. Timothy Oppelt 2/11/2004
 E. Timothy Oppelt Date
 Director
 National Homeland Security Research Center
 Office of Research and Development
 United States Environmental Protection Agency

Original signed by David S. Ensor 1/23/2004
 David S. Ensor Date
 Director
 ETV-HS
 Research Triangle Institute

NOTICE: ETV verifications are based on an evaluation of technology performance under specific, predetermined criteria and the appropriate quality assurance procedures. EPA and RTI make no expressed or implied warranties as to the performance of the technology and do not certify that a technology will always operate as verified. The end user is solely responsible for complying with any and all applicable federal, state, and local requirements. Mention of commercial product names does not imply endorsement.

Environmental Technology Verification

Test Report of Filtration Efficiency of Bioaerosols in HVAC Systems

Columbus Industries
High Efficiency Mini Pleat

Prepared by:

Research Triangle Institute
Engineering and Technology Unit
Research Triangle Park, NC 27709

GS10F0283K-BPA-1, EPA Task Order 1101
RTI Project No. 08787.001

EPA Project Manager:
Theodore G. Brna
Air Pollution Prevention and Control Division
National Risk Management Research Laboratory
Office of Research and Development
U.S. Environmental Protection Agency
Research Triangle Park, NC 27711

February 2004

Notice

This document was prepared by the Research Triangle Institute (RTI) with funding from the U.S. Environmental Protection Agency (EPA) via the General Service Administration Contract No. GS10F0283K per EPA's BPA-1, Task Order 1101. The document has undergone RTI's and EPA's peer and administrative reviews and has been approved for publication. Mention of corporation names, trade names, or commercial products does not constitute endorsement or recommendation for use of specific products.

Foreword

The Environmental Technology Verification (ETV) Program, established by the U.S. Environmental Protection Agency (EPA), is designed to accelerate the development and commercialization of new or improved environmental technologies through third-party verification and reporting of performance. The goal of the ETV Program is to verify the performance of commercially ready environmental technologies through the evaluation of objective and quality-assured data so that potential purchasers and permittees are provided with an independent and credible assessment of the technology that they are buying or permitting.

EPA's National Risk Management Research Laboratory contracted with the Research Triangle Institute (RTI) to establish a homeland-security-related ETV Program for products that clean ventilation air. RTI developed (and EPA approved) the "Test/Quality Assurance Plan for Biological Testing of General Ventilation Filters¹." The test described in this report was conducted following this plan.

Availability of Report

Copies of this verification report are available from

- Research Triangle Institute
Engineering and Technology Unit
PO Box 12194
Research Triangle Park, NC 27709-2194
- U.S. Environmental Protection Agency
Air Pollution Prevention and Control Division, E305-01
109 T.W. Alexander Drive
Research Triangle Park, NC 27711

Web site: <http://www.epa.gov/etv/verifications>

Table of Contents

ETV Joint Verification Statement S-1
 Notice ii
 Foreword ii
 Availability of Report ii
 Table of Contents iii
 Acronyms/Abbreviations iv
 Acknowledgments v
 1.0 Introduction 1
 2.0 Product Description 1
 3.0 Test Procedure 1
 4.0 Test Results 4
 5.0 Limitations and Applications 6
 6.0 References 6
 Appendix: ASHRAE 52.2 Test Report 7

Figures

Figure 1. Photograph of the Columbus Industries High Efficiency Mini Pleat Media Filter. 1
 Figure 2. Schematic of Test Duct 2
 Figure 3. Summary of the Inert Aerosol Filtration Efficiency Data for the Clean and
 Dust-Loaded Filter, # 2 5
 Figure A-1. Filtration Efficiency and Flow Resistance for Columbus Industries High Efficiency
 Mini Pleat 10

Tables

Table 1. Numbers of Filters and Expected Utilization 4
 Table 2. Bioaerosol Filtration Results for Filter # 2 4
 Table 3. Summary of Removal Efficiency Using ASHRAE 52.2 Test for Filter # 1 5
 Table 4. DQOs for Precision of Filtration Efficiency Measurements for Culturable Bioaerosol... 6

Acronyms/Abbreviations

ANSI	American National Standards Institute
ASHRAE	American Society of Heating, Refrigerating and Air-Conditioning Engineers, Inc.
ASME	American Society of Mechanical Engineers
B	<i>Bacillus</i>
BG	<i>Bacillus atropheus</i> (formerly <i>B. subtilis var niger</i> and <i>Bacillus globigii</i>)
cfm	cubic feet per minute
CFU	colony forming unit(s)
cm	centimeter(s)
d ₅₀	cutoff diameter, the aerodynamic diameter above which the collection efficiency of the sampler approaches 100%)
DQO	data quality objective
EPA	U.S. Environmental Protection Agency
ETL SEMKO	Electrical Testing Laboratories, Svenska Elektriska Materielkontrollanstalten AB
ETV	Environmental Technology Verification
F	Fahrenheit
fpm	feet per minute
HS	homeland security
in.	inch(es)
KCl	potassium chloride
kPa	kilopascal(s)
L	liter(s)
MERV	minimum efficiency reporting value
m	meter(s)
mm	millimeter(s)
mL	milliliter(s)
min	minute(s)
μm	micrometer(s)
NAFA	National Air Filtration Association
nm	nanometer(s)
OPC	optical particle counter
QA	quality assurance
QC	quality control
Pa	pascal(s)
PFU	plaque forming unit(s)
psig	pounds per square inch gauge
RTI	Research Triangle Institute
SAE	Society of Automotive Engineers
SMPS	scanning mobility particle sizer

Acknowledgments

The authors acknowledge the support of all of those who helped plan and conduct the verification activities. In particular, we would like to thank Ted Brna, EPA's Project Manager, and Paul Groff, EPA's Quality Assurance Manager, both of EPA's National Risk Management Research Laboratory in Research Triangle Park, NC. We would also like to acknowledge the assistance and participation of

- Our stakeholder group for their input,
- Al Veeck and the National Air Filtration Association (NAFA), and Intertek ETL SEMKO, especially Theresa Peck, for their help in acquiring the filters, and
- Columbus Industries for donating the filters to be tested.

For more information on the Columbus Industries High Efficiency Mini Pleat filter, contact

Mike Haufe
Columbus Industries, Inc.
2938 St. Rt. 752
Ashville, OH 43103-0257
Phone 740-983-2552
Email mhaufe@colind.net

For more information on RTI's ETV program, contact

Debbie Franke
Research Triangle Institute
PO Box 12194
Research Triangle Park, NC 27709-2194
Telephone: (919) 541-6826
Email: dlf@rti.org

1.0 Introduction

EPA's National Risk Management Research Laboratory contracted with the Research Triangle Institute (RTI) to establish a homeland-security-related ETV Program for products that clean ventilation air. RTI convened a group of stakeholders representing government and industry with knowledge and interest in the areas of homeland security and building ventilation. The group met in December 2002 and recommended technologies to be tested. RTI then developed (and EPA approved) the "Test/Quality Assurance Plan for Biological Testing of General Ventilation Filters¹." The first round of tests included ten different filters. The tests described in this report were conducted following this plan.

2.0 Product Description

As shown in Figure 1, the Columbus Industries High Efficiency Mini Pleat media air filter has nominal dimensions of 0.61 x 0.61 x 0.10 m (24 x 24 x 4 in.). The filter has a chipboard frame with white fiberglass media having 3.5 pleats per inch. The Columbus Industries part number is MP6524244.



Figure 1. Photograph of the Columbus Industries High Efficiency Mini pleat Media Filter.

3.0 Test Procedure

The test program measured the culturable bioaerosol removal efficiency of general ventilation filters.

Three tests were required to accomplish this goal.

First, the American National Standards Institute (ANSI)/American Society of Heating, Refrigerating and Air-Conditioning Engineers, Inc. (ASHRAE)

Standard 52.2² test was performed on one filter of the test filter type to determine the minimum efficiency reporting value (MERV) of the filter. ASHRAE designed the MERV to represent a filter's minimum performance over multiple particle sizes. In general, a higher MERV indicates higher filter efficiency. Most commercial filters and high end home filters are now marketed using the MERV. After determining the MERV, the biological test using three different bioaerosols and an inert aerosol test on both a clean and fully dust-loaded filter were performed on a second filter. All tests were at an air flow rate of 0.93 m³/sec (1970 cfm) to conform to the conditions described in ASHRAE Standard 52.2.

All testing was performed in a test duct as specified in ASHRAE Standard 52.2. A schematic of the test duct is shown in Figure 2. The test section of the duct is 0.61 m (24 in.) by 0.61m (24 in.) square. The locations of the major components, including the sampling probes, device section (filter holder), and the aerosol generator (site of aerosol injection) are shown.

The inert test and the ASHRAE Standard 52.2 test were performed using a solid-phase (i.e., dry) potassium chloride (KCl) aerosol. The filters were loaded using ASHRAE dust, composed of 72% Society of Automotive Engineers (SAE) fine, 23% powdered carbon, and 5% cotton linters. The final pressure drop was determined by the Standard's requirements.

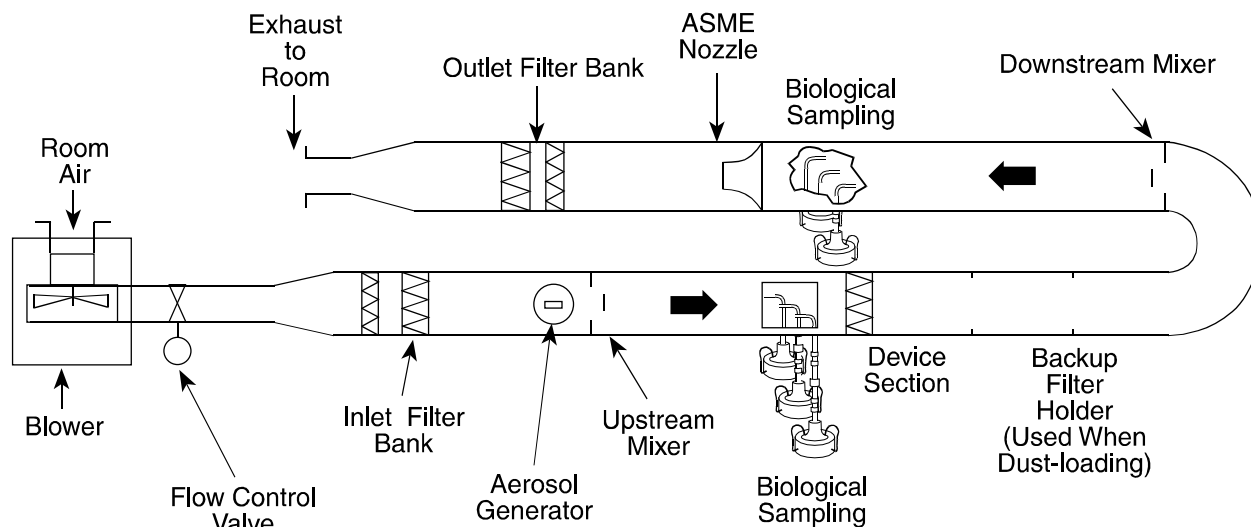


Figure 2. Schematic of Test Duct. Filter is placed in device section.

The bioaerosol tests were conducted using three microorganisms, two bacteria and one bacterial virus. The spore form of the bacteria *Bacillus atrophaeus* (formerly *B. subtilis var niger* and *Bacillus globigii* or BG) was used as the simulant for gram-positive spore-forming bacteria. The BG spore is elliptically shaped with dimensions of 0.7 to 0.8 by 1 to 1.5 μm . *Serratia marcescens* was used as the surrogate for rod-shaped gram-negative bacteria. *S. marcescens* is 0.5 to 0.8 by 0.9 to 2.0 μm .

The bacterial virus (bacteriophage) MS2 (0.02 to 0.03 μm), having approximately the same aerosol characteristics as a human virus, was used as a surrogate for the viruses of similar and larger size and shape. Although the individual virus particles are in the submicrometer size range, the test particle size planned for the virus tests will span a range of sizes (polydispersed bioaerosol). This test was not designed to study the removal efficiencies for single individual virus particles; rather, it was designed to determine the removal efficiencies for virus particles as they are commonly found indoors. A representative challenge would be a micrometer-sized, polydispersed aerosol containing the phage because:

- The aerosols created from sneezing and coughing vary in size from < 1 to > 20 μm , but the largest particles settle out and only the smaller sizes remain in the air for extended periods for potential removal by an air cleaner;
- Few viruses have been found associated with particles less than 1 μm ; and
- Nearly all 1 - 2 μm particles are deposited in the respiratory tract, while larger particles may not be respired.

Bacteria suspension preparation for the aerosolization process required that the specific test organism be grown in the laboratory and the suspension prepared for aerosol generation in the test rig. The microbial challenge suspensions were prepared by inoculating the test organism on solid or liquid media, incubating the culture until mature, wiping organisms from the surface of the pure culture (if solid media), and eluting them into sterile diluent to a known concentration.

The bacterial virus challenge was prepared by inoculating a logarithmic phase broth culture of the host bacteria with phage and allowing it to multiply until the majority of the host bacteria were lysed. The mixture was centrifuged to remove the majority of the cell fragments. The resultant supernatant was the phage stock and was used as the challenge aerosol. The concentration of the phage stock was approximately 1×10^9 or higher plaque forming units per milliliter, (PFU)/mL.

The challenge organism suspensions were aerosolized using a Collison nebulizer (BGI, Waltham, MA) at 103.4 kPa (15 psig) air pressure. The nebulizer generates droplets with an approximate volume mean diameter of $2 \mu\text{m}$. The nebulizer output stream was mixed with clean, dry air to create the dry aerosolized microbial challenge. The particle diameter after the water evaporates depends on the solids content of the suspension. Particle size was determined by the size of the suspended organism (if singlets).

Upstream and downstream sampling of the bacteria was accomplished using a one-stage Andersen viable bioaerosol sampler. The one-stage Andersen sampler is a 400-hole multiple-jet impactor operating at 28 L/min. The cutoff diameter (d_{50}) is $0.65 \mu\text{m}$ — the aerodynamic diameter above which the collection efficiency of the sampler approaches 100%. After sampling, the petri dishes were removed from the sampler and incubated at appropriate times and temperatures for the test organism being used. Colony forming units (CFUs) were then enumerated and their identity confirmed.

The microbial viruses were collected in AGI-30s. The AGI-30 is a high velocity liquid impinger operating at a flow rate of 12.3 to 12.6 L/min. The d_{50} is approximately $0.3 \mu\text{m}$. The AGI-30 is the sampler against which the other commonly used bioaerosol samplers are often compared.

For the inert aerosol filtration efficiency measurements, the particle sizing measurements were made with two particle counting instruments: a Climet model 500 spectrometer/optical particle counter (OPC) covering the particle diameter size range from 0.3 to $10 \mu\text{m}$ in 12 particle sizing channels and a TSI scanning mobility particle sizer (SMPS) to cover the range from 0.03 to $0.5 \mu\text{m}$. Depending upon the quality of the data from any individual test, the SMPS can sometimes reliably quantify particles even small than $0.03 \mu\text{m}$, and when this is the case, those smaller sizes are reported here. The ability to quantify sizes smaller than $0.03 \mu\text{m}$ is determined as defined in Table A2 of test/QA plan. According to the test/QA plan, a data control parameter for the SMPS requires that the standard deviation on upstream counts be computed for each efficiency test based on the upstream particle counts and that the standard deviation be less than 0.30 before the data is used. The lower size ranges for the SMPS are included in the verification report only if they meet the data control parameter.

Quality Control (QC) procedures for running the test duct and the measuring equipment are defined in the test/QA plan.

Replicates of the filters to be tested were obtained directly from the vendor's warehouse by Intertek ETL SEMKO – an independent organization recommended by the industry – on July 23, 2003 following the NAFA *Product Certification Program Procedural Guide*³. A minimum of

four replicates of the filter device were procured, and were provided to RTI. The four replicates were used as shown in Table 1.

Full details of the test method can be found in RTI’s test/QA plan¹.

Table 1. Numbers of Filters and Expected Utilization

Tests	Filter #			
	1	2	3	4
ASHRAE Standard 52.2 ² test	X			
Initial efficiency for an inert aerosol		X		
Initial efficiency for three bioaerosols		X		
Dust load to final pressure drop with ASHRAE dust		X		
Efficiency for inert aerosol after dust-loading		X		
Efficiency for three bioaerosols after dust-loading		X		
Reserve filter ^a			X	X

^aFilters # 3 and # 4 have been kept in reserve to be used if needed.

4.0 Test Results

The bioaerosol filtration efficiency results are found in Table 2.

Table 2. Bioaerosol Filtration Results for Filter # 2

Filter Condition	Pressure Drop Pa (in. H ₂ O)	Filtration Efficiency for Removal of <i>B. atrophaeus</i> , %	Filtration Efficiency for Removal of <i>S. marcescens</i> , %	Filtration Efficiency for Removal of MS2 phage, %
Clean	211 (0.85)	73	81	78
Dust-loaded	428 (1.72)	93	93	89

The ASHRAE filtration efficiencies and the MERV are shown in Table 3. The filtration efficiencies (average of the minimum composite efficiency) are presented by particle size groupings: E1, 0.3 to 1.0 μm; E2, 1.0 to 3.0 μm; and E3, 3.0 μm to 10 μm. The full ASHRAE 52.2 test results are provided in the Appendix.

Table 3. Summary of Removal Efficiency Using ASHRAE 52.2 Test for Filter # 1

Filter	E1 0.3 to 1.0 μm , %	E2 1.0 to 3.0 μm , %	E3 3.0 to 10 μm , %	MERV
Columbus Industries High Efficiency Mini Pleat	43	83	95	12 at 0.93 m^3/sec (1970 cfm)

The filtration efficiency for inert particles is plotted so that the efficiencies for particles from about 0.03 to 10 μm can be observed (Figure 3). Note that this is a logarithmic (base 10) scale on the X axis. Two instruments were used to obtain the measurements. The SMPS was used to measure particles up to 0.5 μm and the OPC was used for particles from 0.3 to 10 μm . There is good agreement in the size range covered by both instruments. These measurements were made on a filter when clean and then when dust-loaded.

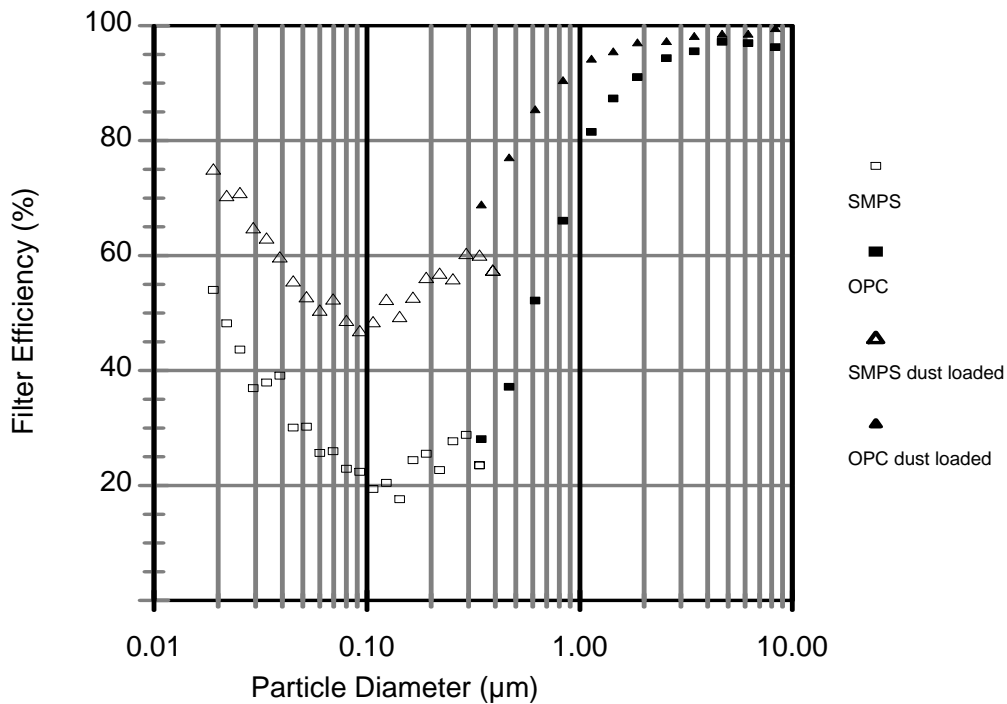


Figure 3. Summary of the Inert Aerosol Filtration Efficiency Data for the Clean and Dust-Loaded Filter, # 2.

The quality assurance officer has reviewed the test results and the quality control data and has concluded that the data quality objectives (DQOs) (Table 4) given in the approved test/QA plan have been attained.

Table 4. DQOs for Precision of Filtration Efficiency Measurements for Culturable Bioaerosol

Data quality objective	Test organism		
	Spore-forming bacteria (<i>B. atrophaeus</i>)	Vegetative bacteria (<i>S. marcescens</i>)	Bacterial virus (MS2 phage)
Precision of filtration efficiency, %	± 8 ^a	± 11 ^a	± 13 ^a

^a Based on +/- one standard deviation of penetration computed from the coefficient of variance upstream and downstream culturable counts.

5.0 Limitations and Applications

This verification report addresses two performance measures of media air filters: filtration efficiency and pressure drop. Users may wish to consider other performance parameters such as service life and cost when selecting a general ventilation air filter for their application.

In accordance with the test/QA plan¹, this verification is valid for 3 years following the last signature added on the verification statement.

6.0 References

1. RTI. 2003. *Test/QA Plan for Biological Testing of General Ventilation Filters*. Research Triangle Institute, Research Triangle Park, NC.
2. ANSI/ASHRAE Standard 52.2-1999, *Method of Testing General Ventilation Air-Cleaning Devices for Removal Efficiency by Particle Size*, American Society of Heating, Refrigerating and Air-Conditioning Engineers, Atlanta, GA.
3. NAFA (National Air Filtration Association). 2001. *Product Certification Program Procedural Guide Approved Version 1, Second Revision*, February 2001. Virginia Beach, VA.

Appendix ASHRAE 52.2 Test Report
For Columbus Industries High Efficiency Mini Pleat

ASHRAE 52.2 TEST REPORT

Manufacturer: Columbus Industries
Product Name: High Efficiency Mini Pleat
ETV ID Number: COL1-A

RTI Report No. AY09220303

Test Laboratory:
RTI
919-541-6941

ASHRAE Std. 52.2 Air Cleaner Performance Report Summary

This report applies to the tested device only.

Laboratory Data

RTI Report No.	<u>AY09220303</u>	Date	<u>9-22-03</u>
Test Laboratory	<u>Research Triangle Institute</u>		
Operator	<u>Clayton</u>	Supervisor	<u>Owen/Hanley</u>
Particle Counter(s):	Brand <u>Climet</u>	Model	<u>500</u>

Device Manufacturer's Data

Manufacturer	<u>Columbus Industries</u>		
Product Name	<u>High Efficiency Mini Pleat</u>		
Product Model	<u>MP6524244</u>		
Test requested by	<u>EPA/ETV</u>		
Sample obtained from	<u>NAFA</u>		
Catalog rating:	Airflow rate	<u>NA</u>	Initial dP (in. wg) <u>NA</u>
Specified test conditions:	Airflow (cfm)	<u>1970</u>	Final dP (in. wg) <u>1.54</u>
	Face Velocity (fpm)	<u>493</u>	

Device Description

Nominal Dimensions (in.):	<u>24 x 24 x 4</u>	(height x width x depth)
Generic name	<u>pleated panel</u>	Media color <u>white</u>
Amount and type of adhesive	<u>NA</u>	
Other attributes	<u>3.5 pleats/inch of white media with one thin blue strip, white casing</u>	

Test Conditions

Airflow (cfm)	<u>1970</u>	Temperature (F)	<u>92</u>	RH (%)	<u>33</u>
Face Velocity (fpm)	<u>493</u>	Final Pressure Drop (in. wg)	<u>1.54</u>		
Test aerosol type:	<u>KCI</u>				
Remarks					

Resistance Test Results

Initial resistance (in. wg)	<u>0.77</u>	Final resistance (in. wg)	<u>1.54</u>
-----------------------------	-------------	---------------------------	-------------

Minimum Efficiency Reporting Data

Composite average efficiencies	E1 <u>43</u>	E2 <u>83</u>	E3 <u>95</u>
Air cleaner average Arrestance per Std 52.1:	<u>NA</u>		
Minimum efficiency reporting value (MERV) for the device:	<u>12 @ 1970 cfm</u>		

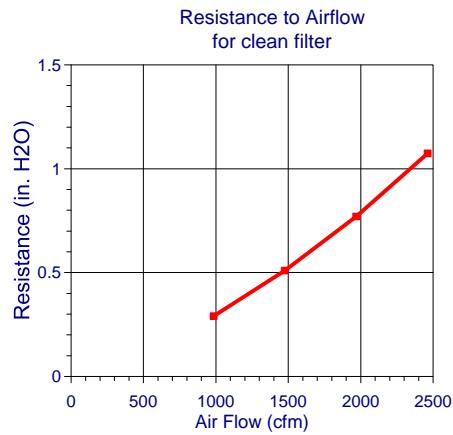
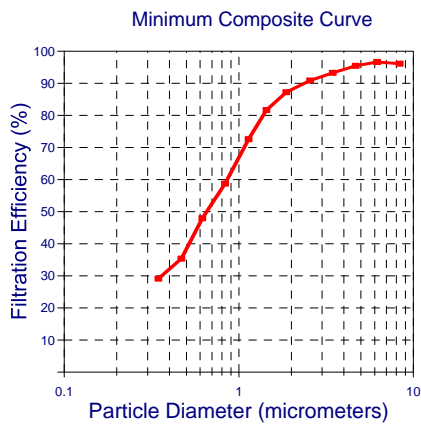
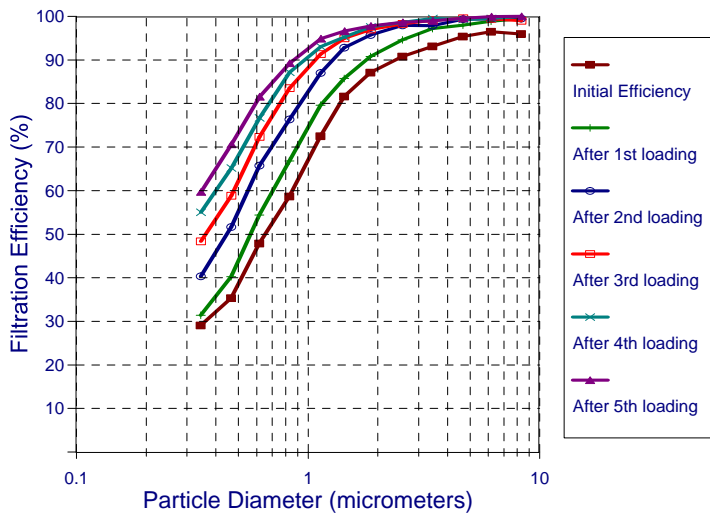


Figure A-1. Filtration Efficiency and Flow Resistance Curves for Columbus Industries High Efficiency Mini Pleat

TABULATED DATA SUMMARY
Report No. AY09220303
Research Triangle Institute

Summary of Test Conditions:

Product Manufacturer	Columbus Industries
Product Name	High Efficiency Mini Pleat
Nominal Dimensions (in.)	24 x 24 x 4
Airflow (cfm)	1970
Final Resistance (in. H2O)	1.54

Efficiency (%) per Indicated Size Range

OPC Channel Number	1	2	3	4	5	6	7	8	9	10	11	12
Min. Diam. (µm)	0.3	0.4	0.55	0.7	1	1.3	1.6	2.2	3	4	5.5	7
Max. Diam. (µm)	0.4	0.55	0.7	1	1.3	1.6	2.2	3	4	5.5	7	10
Geo. Mean Diam. (µm)	0.35	0.47	0.62	0.84	1.14	1.44	1.88	2.57	3.46	4.69	6.20	8.37

	Run No.												
Initial efficiency	AY09220304	29	35	48	59	73	82	87	91	93	95	97	96
after first dust load	AY09230301	31	40	55	67	80	86	91	95	97	98	99	100
after second dust load	AY09230302	40	52	66	76	87	93	96	98	98	99	100	100
after third dust load	AY09230303	48	59	72	84	91	95	97	98	99	100	100	99
after fourth dust load	AY09230304	55	65	77	87	93	95	98	99	100	99	100	100
after fifth dust load	AY09240301	60	71	82	89	95	97	98	99	99	100	100	100
Minimum Composite Efficiency (%)		29	35	48	59	73	82	87	91	93	95	97	96

E1 = 43 (E1 is the average of the minimum composite efficiency values for particle diameters from 0.3 to 1 µm.)
 E2 = 83 (E2 is the average of the minimum composite efficiency values for particle diameters from 1 to 3 µm.)
 E3 = 95 (E3 is the average of the minimum composite efficiency values for particle diameters from 3 to 10 µm.)

MERV : 12

Resistance to Airflow for Clean Filter:

Airflow (%)	Airflow (m3/s)	Airflow (cfm)	Air Velocity (fpm)	Air Velocity (m/s)	Resistance (in. H2O)	Resistance (Pa)
50	0.465	985	246	1.251	0.29	72
75	0.697	1478	369	1.876	0.51	127
100	0.930	1970	493	2.502	0.77	192
125	1.162	2463	616	3.127	1.08	267

Resistance to Airflow with Loading at 0.93 m3/s (1970 cfm)

	Resistance (in. H2O)	Resistance (Pa)
Initial	0.77	192
After first dust load	0.81	202
After second dust load	0.96	239
After third dust load	1.16	287
After fourth dust load	1.35	335
After fifth dust load	1.54	383

Weight Gain of filter after completion of dust loading steps 26.8 g