

Asthma Basics



Tribal Environmental Professionals: *Taking Action on Asthma*

June 10, 2010

Indoor Air Quality (IAQ)



Asthma Fact or Fiction?

- It is contagious.
- It is only an acute disease, and you can outgrow it.
- It always limits normal activities.
- It limits a child's ability to fully participate in sports.



Presentation Overview

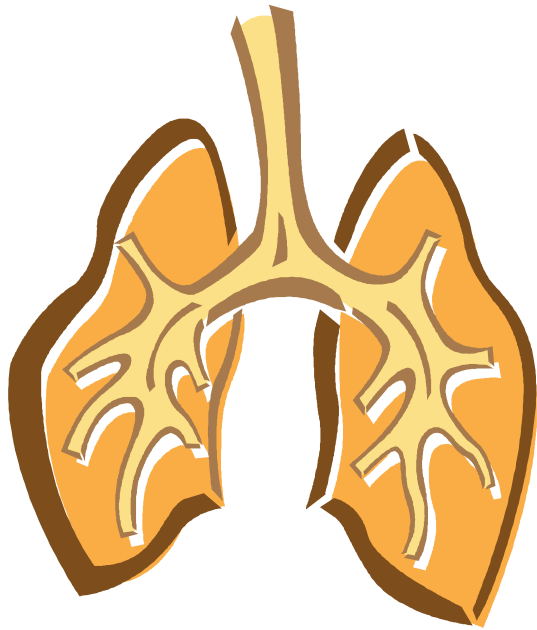
- What is asthma?
- How does asthma affect tribal communities?
- What triggers asthma?
- What can I do?



What is Asthma?

Asthma is a condition that:

- Is chronic.
- Produces recurring episodes of breathing problems.
- Is potentially life-threatening.
- Can occur at any age.
- Is not contagious.
- Cannot be cured, but can be controlled.





Asthma in Tribal Communities

Protecting the health of the next generation.

- 12% of people living in tribal communities – nearly double the current national average of 7%.¹
- 13.0% of American Indian/Alaska Native children compared to 8.9% of children in the U.S.²



¹ CDC. Surveillance for asthma---United States, 1980--1999. In: CDC Surveillance Summaries (March 29). MMWR 2002;51(No. SS-1).

² Asthma Prevalence Among US Children in Underrepresented Minority Populations: American Indian/Alaska Native, Chinese, Filipino, and Asian Indian. Brim, Rudd, Funk, and Callahan. PEDIATRICS: 122(1). July 2008, pp. e217-e222.



What are the Symptoms of Asthma?



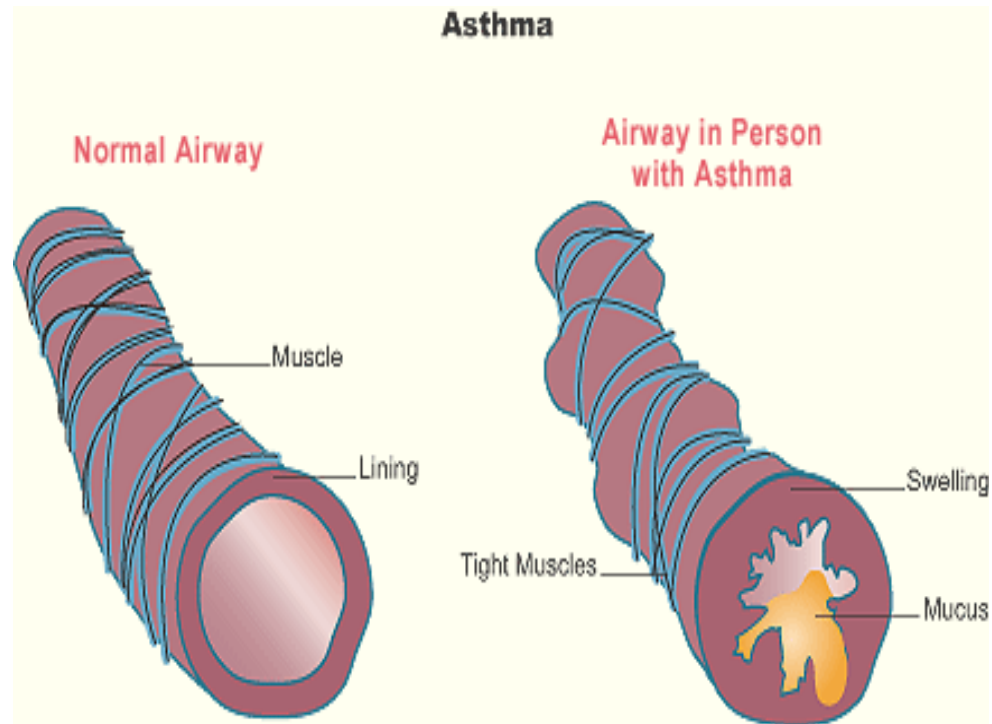
- Shortness of breath
- Wheezing
- Tightness in the chest
- Coughing
- Waking at night with any of the above symptoms*

* a key marker of uncontrolled asthma



What Happens During an Episode of Asthma?

- The lining of the airways becomes narrow and easily irritated due to inflammation.
- The airways produce a thick mucus.
- The muscles around the airways tighten and make airways narrower.





What Can Make Asthma Worse?

Not all factors affect all people. It's important to identify what affects a particular person's asthma.

- Exercise (*Exercise Induced Asthma*)
- Infections in the upper airways, such as colds
- Changes in weather and temperature
- Physical expressions of strong feelings (crying or laughing hard, yelling)





What Can Make Asthma Worse?

Allergens such as:

- Dust mites
- Cockroaches
- Furred and feathered animals
- Pollens (grass and trees)
- Molds (indoor and outdoors)
- Nitrogen dioxide






What Can Make Asthma Worse?

Irritants such as:

- Environmental tobacco smoke
- Air pollution
- Scented products
- Strong fumes or odors






Is There A Cure For Asthma?

- Asthma cannot be cured, but it can be controlled.
- Most people with asthma should be able to live healthy, active lives with minimal symptoms.
- There are many actions you can take to reduce the burden of asthma in your community.



How Is Asthma Controlled?

- Follow an individualized, written asthma action plan.
- Reduce or eliminate exposure to factors (such as those in the indoor and outdoor environments) that can cause asthma symptoms. Fill out an environmental history.
- Encourage and support use of medication as prescribed.





Asthma Action Plan

For: _____ Doctor: _____ Date: _____
 Doctor's Phone Number _____ Hospital/Emergency Department Phone Number _____

GREEN ZONE

Doing Well

- No cough, wheezes, chest tightness, or shortness of breath during the day or night
- Can do usual activities

And, if a peak flow meter is used,

Peak flow: more than _____
 (80 percent or more of my best peak flow)

My best peak flow is: _____

Take these long-term control medicines each day (include an anti-inflammatory).

Medicine	How much to take	When to take it
_____	_____	_____
_____	_____	_____
_____	_____	_____
Before exercise	<input type="checkbox"/> _____ <input type="checkbox"/> 2 or <input type="checkbox"/> 4 puffs _____	5 to 60 minutes before exercise

YELLOW ZONE

Asthma Is Getting Worse

- Cough, wheeze, chest tightness, or shortness of breath, or
- Waking at night due to asthma, or
- Can do some, but not all, usual activities

-Or-

Peak flow: _____ to _____
 (50 to 79 percent of my best peak flow)

- First** Add: quick-relief medicine—and keep taking your GREEN ZONE medicine.
- _____ 2 or 4 puffs, every 20 minutes for up to 1 hour
(short-acting beta₂-agonist) Nebulizer, once
- Second** If your symptoms (and peak flow, if used) return to GREEN ZONE after 1 hour of above treatment:
 Continue monitoring to be sure you stay in the green zone.
- Or-
- If your symptoms (and peak flow, if used) do not return to GREEN ZONE after 1 hour of above treatment:
 Take: _____ 2 or 4 puffs or Nebulizer
(short-acting beta₂-agonist)
 Add: _____ mg per day For _____ (3–10) days
(oral steroid)
 Call the doctor before/ within _____ hours after taking the oral steroid.

RED ZONE

Medical Alert!

- Very short of breath, or
- Quick-relief medicines have not helped, or
- Cannot do usual activities, or
- Symptoms are same or get worse after 24 hours in Yellow Zone

-Or-

Peak flow: less than _____
 (50 percent of my best peak flow)

Take this medicine:

- _____ 4 or 6 puffs or Nebulizer
(short-acting beta₂-agonist)
 _____ mg
(oral steroid)

Then call your doctor NOW. Go to the hospital or call an ambulance if:

- You are still in the red zone after 15 minutes AND
- You have not reached your doctor.

DANGER SIGNS ■ Trouble walking and talking due to shortness of breath

■ Lips or fingernails are blue

■ Take 4 or 6 puffs of your quick-relief medicine AND

■ Go to the hospital or call for an ambulance _____ NOW!
(phone)



What Actions Can I Take?

- Reduce triggers in the home.
 - Use the EPA Home Environment Checklist.
 - Example Actions:
 - ✓ Reduce exposure to dust mites by regularly washing bedding in hot water and drying completely.
 - ✓ Dry damp or wet items within 24-48 hours to avoid mold growth.
- Encourage the use of asthma management plans.

http://www.epa.gov/asthma/pdfs/home_environment_checklist.pdf



ASTHMA HOME ENVIRONMENT

CHECKLIST

Home visits provide an opportunity to educate and equip asthma patients with the tools to effectively manage their disease in concert with a physician's care. This checklist—designed for home care visitors—provides a list of questions and action steps to assist in the identification and mitigation of environmental asthma triggers commonly found in and around the home. The checklist is organized into three sections—building information, home interior and room interior. The room interior is further subdivided by categories (such as bedding and sleeping arrangements, flooring, window treatments, and moisture control). This will allow the home care visitor to focus on the specific activities or things in a room—in particular the asthma patient's sleeping area—that might produce or harbor environmental triggers. The activities recommended in this checklist are generally simple and low cost. Information on outdoor air pollution follows the checklist. The last page includes information on U.S. Environmental Protection Agency (EPA) resources and an area for the home care visitor to record a home visit summary.

If the patient's sensitivities to allergens (such as dust mites, pests, warm-blooded pets and mold) and irritants (such as secondhand smoke and nitrogen dioxide) are known, the home care visitor should begin by focusing on relevant areas. This checklist covers the following allergens and irritants, which are commonly found in homes. Information is also provided on chemical irritants—found in some scented and unscented consumer products—which may worsen asthma symptoms.

Dust Mites

Triggers: Body parts and droppings.
Where Found: Highest levels found in mattresses and bedding. Also found in carpeting, curtains and draperies, upholstered furniture, and stuffed toys. Dust mites are too small to be seen with the naked eye and are found in almost every home.

Pests (such as cockroaches and rodents)

Triggers: Cockroaches – Body parts, secretions, and droppings.
Rodents – Hair, skin flakes, urine, and saliva.
Where Found: Often found in areas with food and water such as kitchens, bathrooms, and basements.

Warm-Blooded Pets (such as cats and dogs)

Triggers: Skin flakes, urine, and saliva.
Where Found: Throughout entire house, if allowed inside.

Mold

Triggers: Mold and mold spores which may begin growing indoors when they land on damp or wet surfaces.
Where Found: Often found in areas with excess moisture such as kitchens, bathrooms, and basements. There are many types of mold and they can be found in any climate.

Secondhand Smoke

Trigger: Secondhand smoke – Mixture of smoke from the burning end of a cigarette, pipe or cigar and the smoke exhaled by a smoker.
Where Found: Home or car where smoking is allowed.

Nitrogen Dioxide (combustion by-product)


Trigger: Nitrogen dioxide – An odorless gas that can irritate your eyes, nose, and throat and may cause shortness of breath.
Where Found: Associated with gas cooking appliances, fireplaces, woodstoves, and unvented kerosene and gas space heaters.



What Actions Can I Take?

- Reduce triggers in school.
 - Use the EPA *Indoor Air Quality Tools for Schools* Program and Action Kit.
 - Example Actions:
 - ✓ Minimize dust by reducing clutter.
 - ✓ Do not block ventilation ducts.
 - ✓ Avoid mold growth by reporting moisture problems or water leaks to the appropriate staff member immediately.

<http://www.epa.gov/iaq/schools/managingasthma.html>





What Actions Can I Take?

- Limit the amount of perfumed products you wear.
- Be conscious of exposure to certain cleaning products and use less toxic alternatives when possible.
- Choose not to smoke around others, especially children.



Resources for More Information

- EPA's Tribal Indoor Air Quality Web site – www.epa.gov/iaqtribal

The screenshot shows the EPA website for the Tribal Indoor Air Quality (IAQ) program. At the top, there is a navigation bar with the EPA logo, the text "United States Environmental Protection Agency", and language options: Español, 中文: 繁體版, 中文: 简体版, Tiếng Việt, 한국어. Below this is a search bar with "ALL EPA" and "THIS AREA" radio buttons, and an "Advanced Search" button. The main heading is "IAQ Tribal Partners Program". A large banner features a photo of three people and the text "Helping Tribal Families Breathe Easier" and "Tribal communities may be disproportionately affected by health problems associated with poor indoor air quality." Below the banner is a "Quick Finder" section with a grid of links: A to Z Site Index, About Us, Asthma Triggers, Basic Information, Carbon Monoxide, Community Programs, Directory of Tribal Champions, Events Calendar, Frequent Questions, Innovative Tribal Programs, Learn about IAQ, Working with the Media, Moisture/Mold, Other Pollutants, Radon, Related Links, Programs in Schools, Secondhand Smoke, Wood Smoke, Indoor Air Quality. To the right, there are sections for "Top Questions/Tasks" (listing two questions about finding resources and connecting with leaders), "Connect" (listing links to a directory, calendar, and tribal links), and "What is IAQ?" (stating that IAQ is a term used for indoor air quality).



Resources for More Information

- EPA's Asthma Program – <http://www.epa.gov/asthma>
- EPA's *IAQ Tools for Schools* Program – <http://www.epa.gov/iaq/schools/>
- NoAttacks.org – <http://www.noattacks.org/>
- AsthmaCommunityNetwork.org – <http://www.asthmacommunitynetwork.org/>
- Aberdeen Area Tribal Chairmen's Health Board Asthma Prevention Campaign – <http://aatchb.org/asthma/>
- Native AIR program – <http://www.nativeasthma.org>



References

- NAEEP Asthma Basics for Schools PowerPoint Presentation – http://www.nhlbi.nih.gov/health/prof/lung/asthma/basics_schools/part2.ppt



Conclusion

- Simple actions can greatly reduce the burden of asthma in your tribal community.

THANK YOU!

Barbara Spark
Indoor Air Program Coordinator - U.S.EPA Region 9
spark.barbara@epa.gov