

US EPA ARCHIVE DOCUMENT



What is Working Today?
California Bioresources Alliance
September 11, 2012

- Harvest Power background
- What is working today?
- What are the challenges?

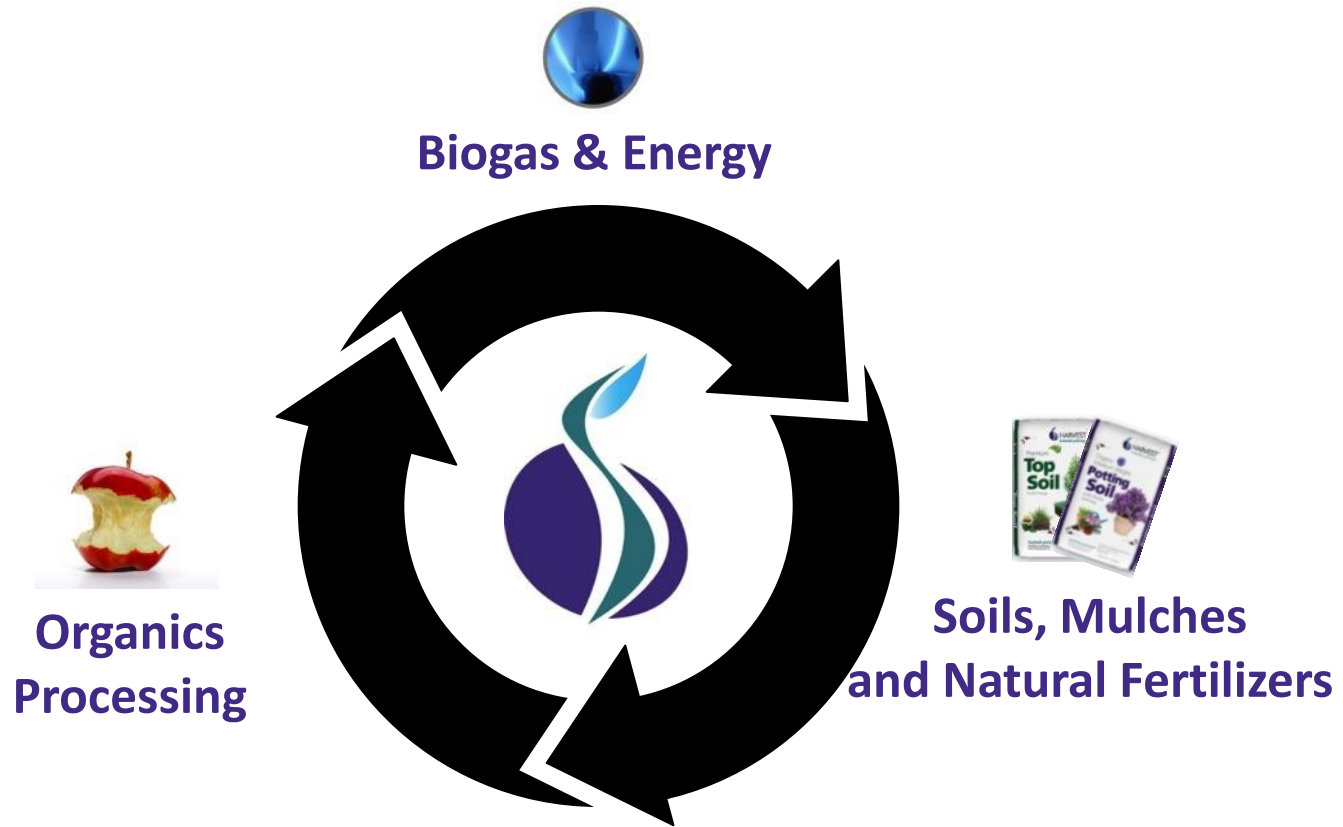
Harvest harnesses the maximum value from organic materials through the production of renewable energy and soils, mulches and natural fertilizers.

Corporate Profile

- Operates 28 processing facilities in North America with more than 430 employees
- Owns and Operates three facilities in California.
- Leads the industry managing more than 2 million tons of organic materials, largest composter of yardwaste & foodwaste in North America
- Commissioning North America's largest HSAD and LSAD this fall. Third facility starting up in 2013



Adding Value At Every Turn



Harvest generates revenue from all three segments of its business, which simultaneously creates the lowest costs in all three markets.

Central Valley, California 3 Harvest Locations



In California, Harvest operates three locations, and is among the largest composters in the state. 100% of our soil is sold into the high-value agriculture markets in the Central Valley of California.



Agenda

- Harvest Power background

- What is working today?

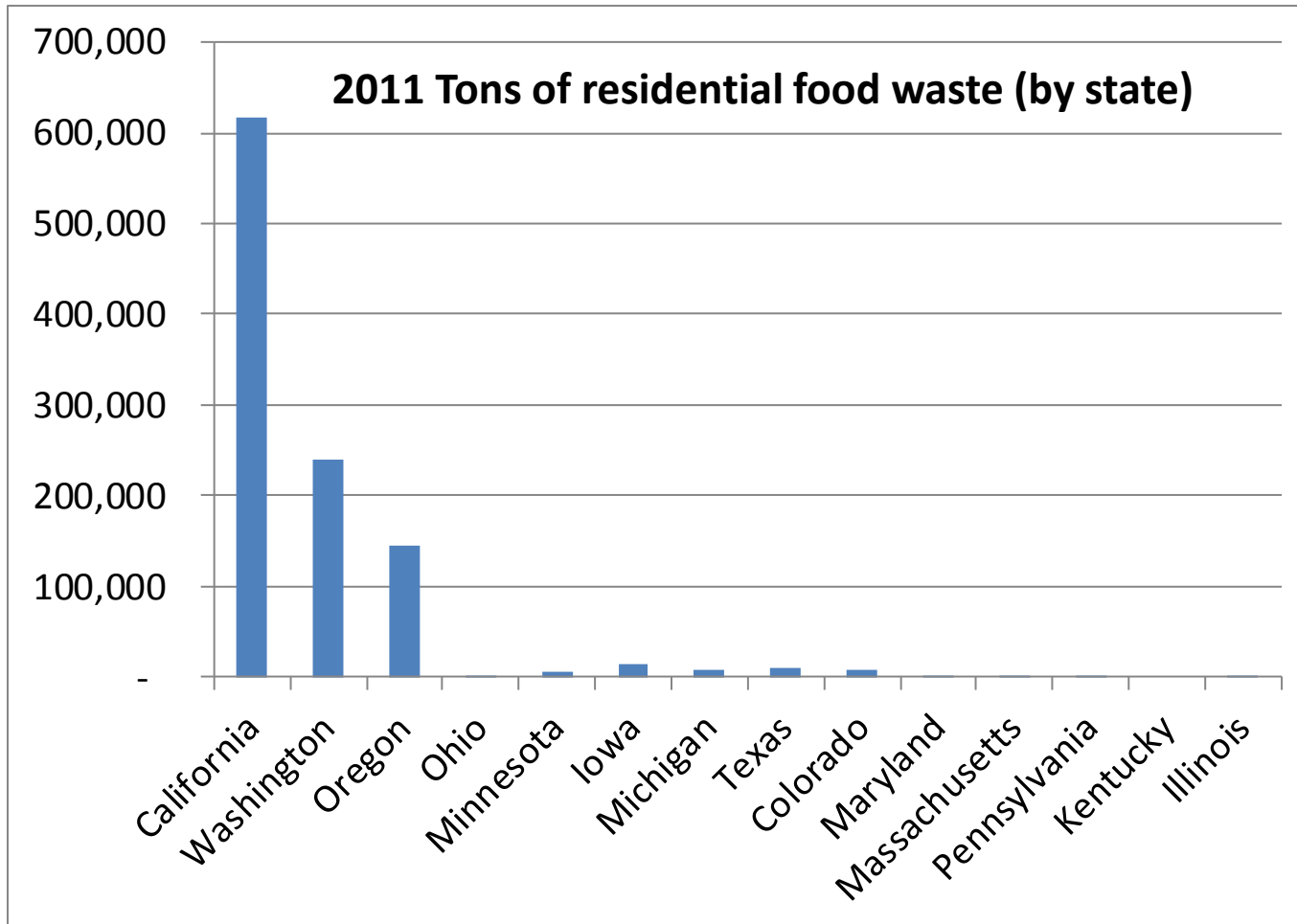
- What are the challenges?

What is working? Summary

- **Foodwaste and SSO are taking hold** across California
 - More diverted foodwaste than rest of US combined
- **Economically viable solutions exist to convert these organics** into energy:
 - High and Low solids anaerobic digestion
 - Feedstock types drive technology selection
- **Incentives that support anaerobic digestion** in the state
- Composting and energy production of these organics are **a better solution than landfilling.**
- Attractive **high-value ag markets exist** for finished compost and fertilizer



Foodwaste bans and SSO programs taking hold

California has more separated food waste than the rest of the US combined...



Solutions: High and Low Solids AD

CORE ANAEROBIC DIGESTION OPTIONS

Characteristic	HSAD	LSAD
Solids Content	High solids (stack)	Low solids (pump)
Temperature	Mesophilic	1 st Phase Thermophilic Hydrolysis followed by 2 nd Phase Mesophilic AD
Process	Batch	Continuous
No. of Stages	Multi-stage	Multi-stage
Schematic		

Feedstock Drives Technology Selection

The locally-available feedstocks and their relative tip fees determine which AD technology will be operationally suitable and economically profitable.

Characteristic	High Solids AD	Low Solids AD
Ideal waste stream types	Solid food wastes (including SSO, commercial/industrial and some FOG) and yard/wood wastes	Dewatered residuals, food waste, manure, FOG, liquid organic wastes
Solids content of overall mix	25-50%	5-15% (any greater requires dilution)
Contamination levels	Can be higher due to fewer moving parts; contaminants are removed post-AD	Lower due to pumping of material; requires pre-processing of feedstock to remove contaminants

High Solids Case Study: Harvest Energy Garden – Richmond, BC

Key Statistics

Start-Up: Autumn 2012

Capacity: 40,000+ tons /yr.
organics (mixed food & yard
waste)

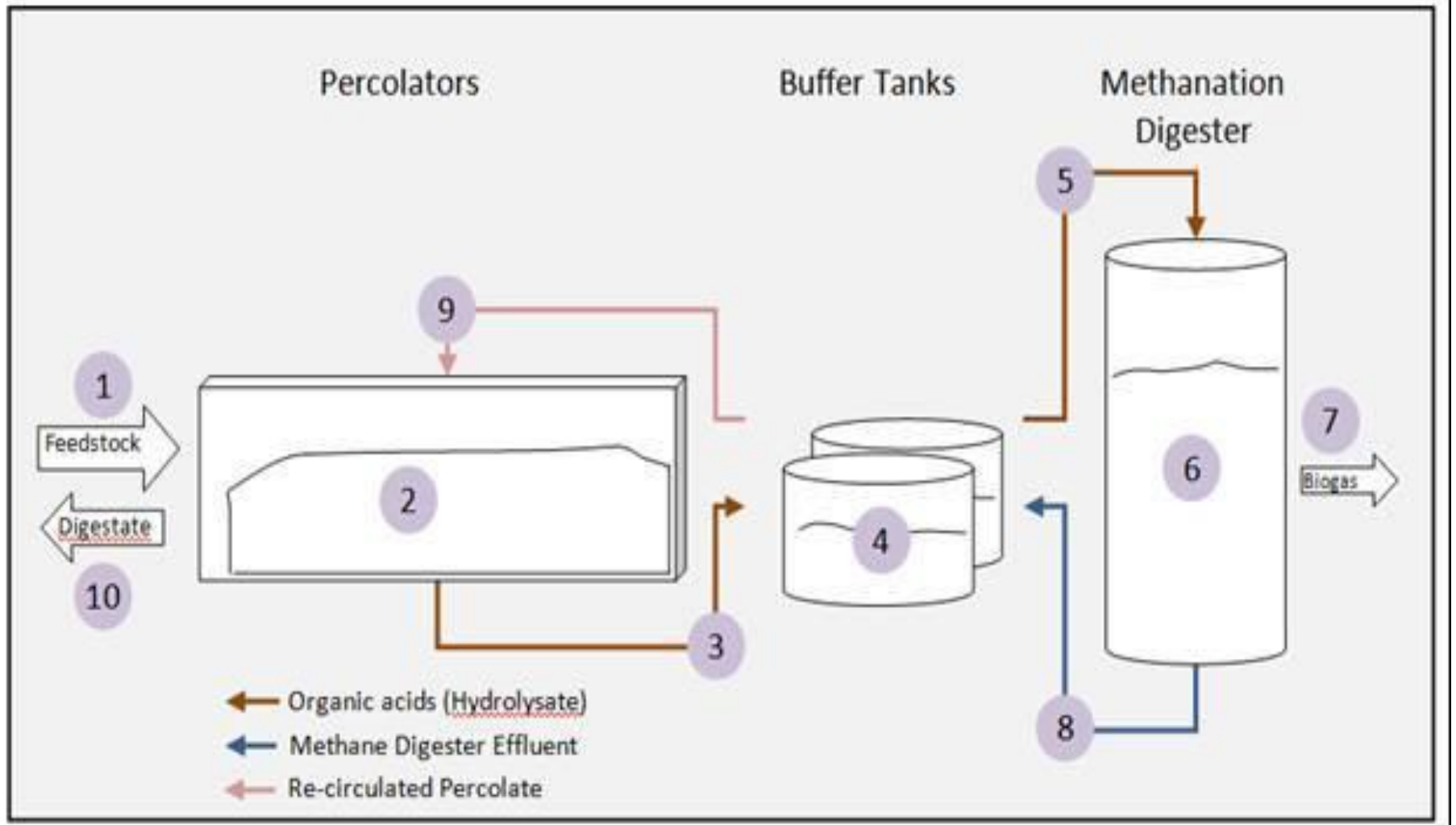
Energy Output: 2.2 MW
combined heat-and-power

Product Output: 21,000 MT
/yr. high quality compost

Public Outreach: Visitor
Center to host educational
tours and promote Zero
Waste



Process Diagram - HSAD



Key Statistics

Start-Up: Autumn 2012

Capacity: 70,000 tons /yr. ICI
(Institutional, Commercial,
Industrial) organics

Energy Output: 6 MW
combined heat-and-power

Product Output: 5,200 MT
/yr. granular fertilizer

Customers: Commercial food
processors, grocery stores,
restaurants, rendering plants.



Traditional solution: land application of all the digestate.

Alternative: Liquid-solid separation

1. **Liquid fraction:** Treated using a traditional Membrane Bioreactor aerobic treatment system prior to disposal into the municipal sewer
2. **Solid fraction:** Dried using the excess heat from the CHP units to create a low moisture high density quality solid product

High-quality organic fertilizer

- 60-85% organic content
- 3-4%-N, 3-4%-P and 0-1%-K
- Agriculture, horticulture, professional turf, and retail lawn and garden applications
- Safer alternative to synthetic fertilizers



Low Solids Case Study: Florida Energy Garden Overview

Harvest's Energy Garden will co-digest food wastes from local tourist and resort locations with thickened waste activated sludge from the adjacent, publicly-owned waste water treatment plant (WWTP) to produce baseload renewable energy, fertilizer and soil amendments.

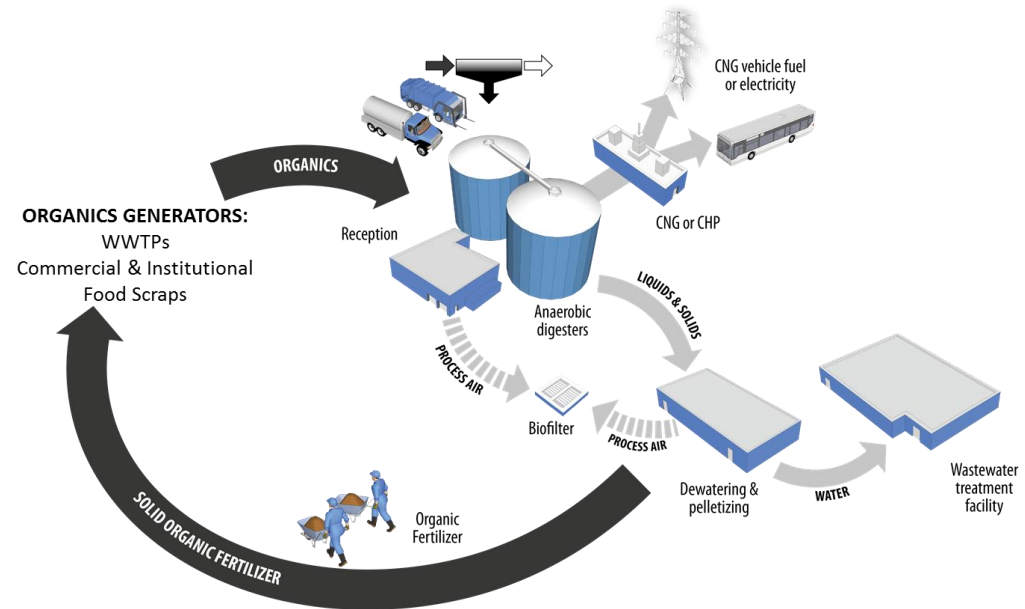
Start-Up: Autumn 201

Capacity: 120,000 tons /yr. ICI (Institutional, Commercial, Industrial) and biosolids organics

Energy Output: 6 MW combined heat-and-power

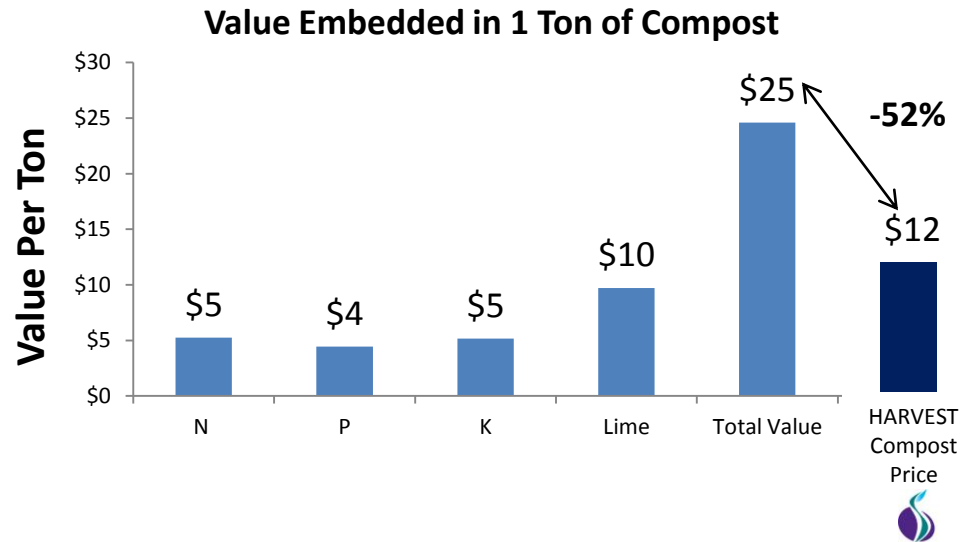
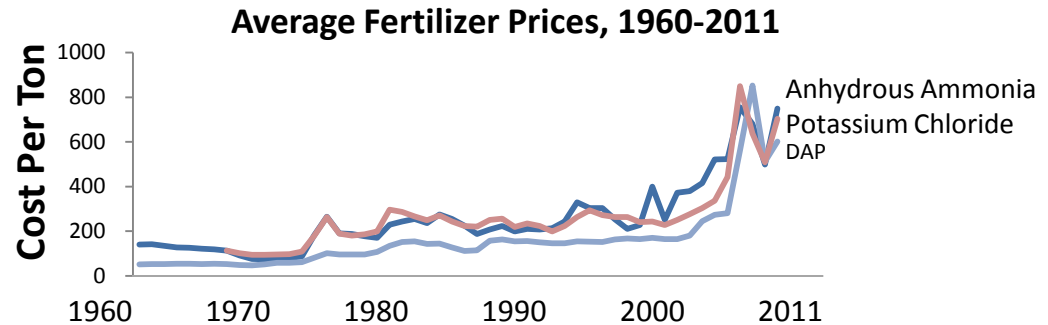
Product Output: 3,200 MT /yr. granular fertilizer

Customers: Located at WWTP and co-digesting biosolids with ICI food wastes



California offers a solid market for compost: high value agriculture. This product outperforms synthetic fertilizer and is also cheaper...

- In the last decade, the prices of the most commonly used chemical fertilizers have increased by **3-4X**
- The embedded nutrient content of Harvest's soil products provide significant value to farmers by reducing or eliminating the need for chemical fertilizers



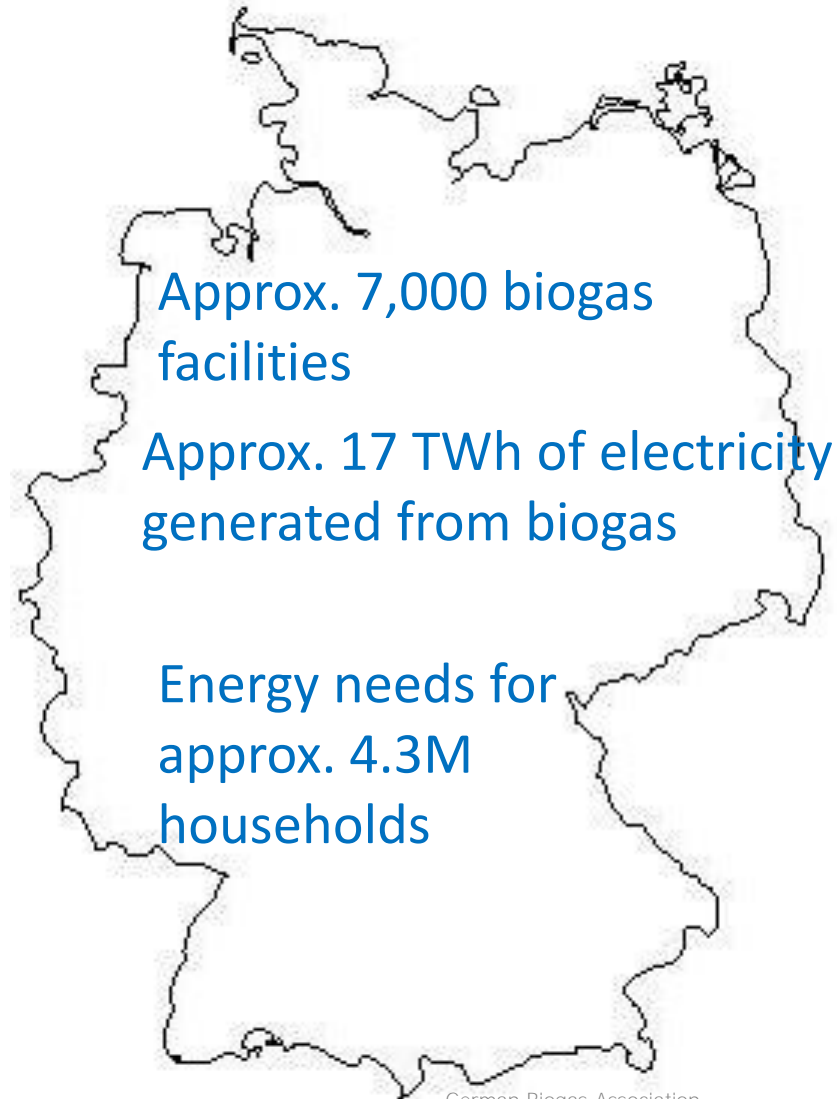
Source: USDA, DTN Fertilizer Prices, November 2011

(1) Uses our Tulare site's independently assessed N-P-K Values. Assumes 27.5% moisture content, \$0.68/lb N, \$0.66/lb P₂O₅, \$0.49/lb K₂O.

Case Study: Germany

Germany in 2011

- ✓ Total ban on all organic wastes in landfills
- ✓ Societal support of source separation programs




Agenda

- Harvest Power background
- What is working today?
- What are the challenges?

- Efforts by solar and wind to “ban” biogas from RPS standards
- **Permitting is an expensive, lengthy maze**
- **Anaerobic digestion projects rely on multiple parties** working in sync: utilities, waste generators, haulers and end-markets for soil – coordination and simplicity are needed
- Faster, simpler process = lower cost = more biogas facilities

- Significant tailwinds exist in California for a significant build-out of biogas: more positives than challenges.
- However, a unified industry focused on simplification of the process will allow for more rapid industry growth



Contact

Harvest Power, Inc.

221 Crescent Street, Suite 402
Waltham MA 02453

Paul Sellew, CEO

781-314-9501 (o) | 860-428-3479 (c)
psellew@harvestpower.com

Join The Conversation

www.harvestpower.com



Follow us @harvestpower



Like us



Watch our station

