

US EPA ARCHIVE DOCUMENT

Texas township, De Witt County, Illinois (IL)

Ads by Google

[Howell Township New Homes](#)

Search Lennar Homes in Howell Twp
Browse Floor Plans, Photos, & Tours
www.Lennar.com//Howell_Twp

[1 Bedroom Apartments](#)

The Most Up To Date Listings & Pics
\$100 Cash Back. Search 6MM Apts Now
www.MyNewPlace.com

[Township](#)

Everything to do with Township items.
Yahoo.com

[Washington Township Houses](#)

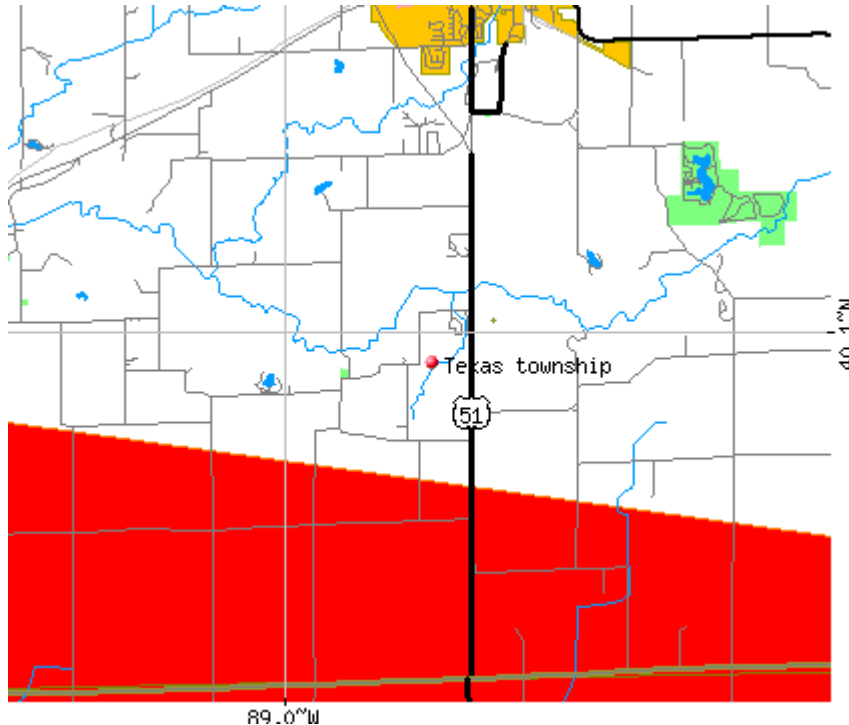
Browse Washington Township Houses
Photos & Listings Are Added Daily!
www.RealEstate.com

[Houses For Rent](#)

Free Listings of Rental Homes.
Browse our gallery of Rentals.
www.HousesForRent.ws

[Manchester Township Homes](#)

View Manchester Township Nj Houses
Photos and Listings Updated Hourly.
www.Houses-Justlisted.com



Back to: [De Witt County, Illinois \(IL\)](#), [All US cities](#).

Land area: 35.6 sq. mi.
Water area: 0.1 sq. mi.
Population: 1,284 (38% urban, 62% rural)

Males: 638 (49.7%)
Females: 646 (50.3%)

Occupied houses/apartments: 1,284 (1,130 owner occupied, 154 renter occupied)
% of renters here: 12%
State: 33%

Races in Texas township:

- White Non-Hispanic: 97.7%
- American Indian and Alaska Native: 0.2%
- Asian: 1.2%
- Two or more races: 0.5%
- Some other race: 0.2%

Median age of males: 37.8
Median age of females: 38.0

Discuss [Illinois on our huge forum](#). We have over 6 million posts!

Average household size: 2.72

Texas township: 2.7 people

Illinois:  2.6 people

Average family size: 3.01

Estimated median household income in 2007: \$71,608 (\$61,641 in 1999)

This township:  \$71,608

Illinois:  \$54,123

Median contract rent in 2007 for apartments: \$426 (lower quartile is \$357, upper quartile is \$599)

Here:  \$426

State:  \$669

Estimated median house or condo value in 2007: \$210,651 (it was \$128,600 in 2000)

Texas township:  \$210,651

Illinois:  \$208,800

Lower value quartile - upper value quartile: \$135,806 - \$263,635

Mean price in 2007:

Detached houses: \$239,973

Here:  \$239,973

State:  \$269,211

Townhouses or other attached units: \$251,347

Here:  \$251,347

State:  \$258,887

Mobile homes: \$73,437

Here:  \$73,437

State:  \$35,670

Population density: 36 people per square mile  (low).

Residents with income below the poverty level in 2007:

This township:  1.8%

Whole state:  10.7%

Residents with income below 50% of the poverty level in 2007:

This township:  1.8%

Whole state:  5.1%

Notable locations in this township outside city limits:

Number of foreign born residents: 29 (66% naturalized citizens)

Texas township:  2.3%

State:  12.3%

70% of Texas township residents lived in the same house 5 years ago.
Out of people who lived in different houses, 65% lived in this county.
Out of people who lived in different counties, 78% lived in Illinois.

Place of birth for U.S.-born residents:

- This state: 1083
- Northeast: 40
- Midwest: 150
- South: 34
- West: 34

Median price asked for vacant for-sale houses in 2000: \$65,000



Percentage of households with unmarried partners: 4.4%

Likely homosexual households (counted as self-reported same-sex unmarried-partner households)

- Lesbian couples: 0.0% of all households
- Gay men: 0.6% of all households

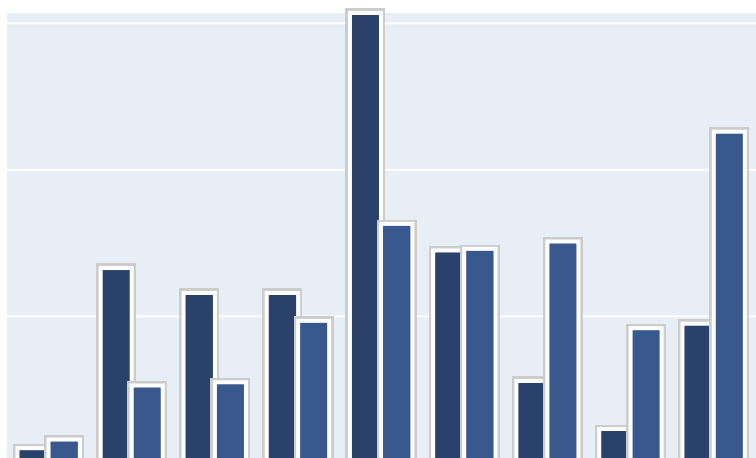
Housing units in structures:

- One, detached: 462
- One, attached: 6
- Mobile homes: 50

Median worth of mobile homes: \$75,400

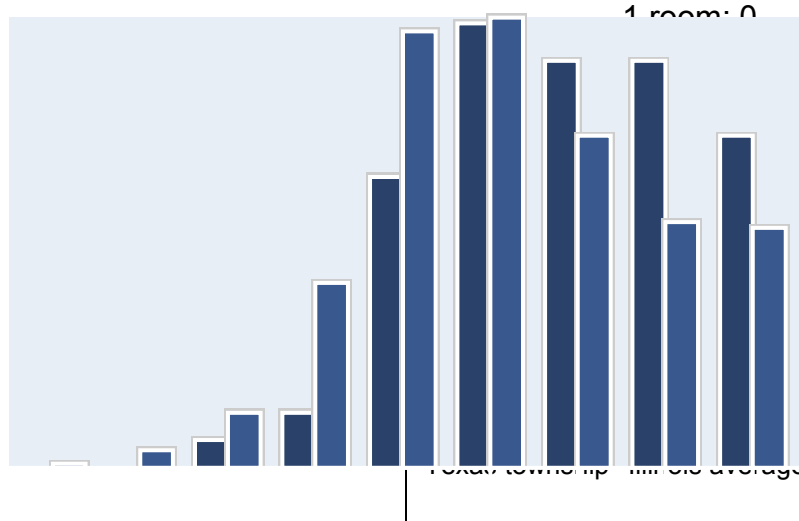
Housing units in Texas township with a mortgage: 260 (20 second mortgage, 13 home equity loan, 0 both second mortgage and home equity loan)
Houses without a mortgage: 70

Year house built:



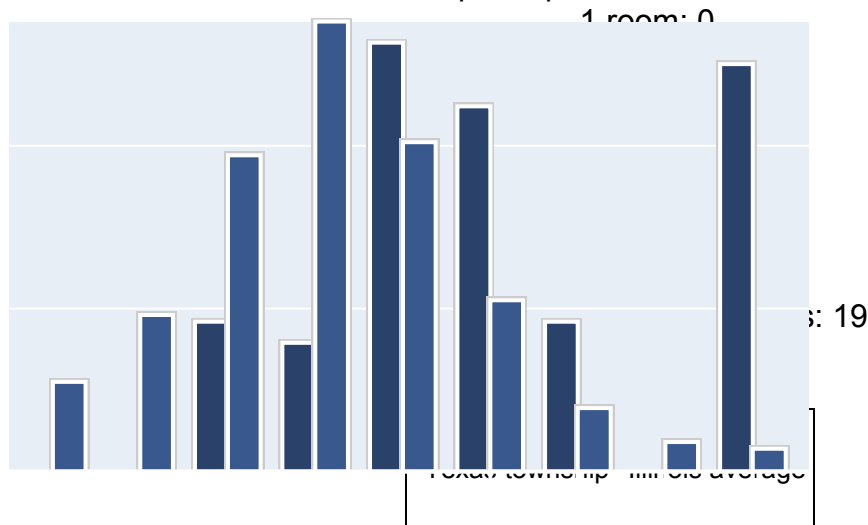
- 1999 to March 2000: 5
- 1995 to 1998: 69
- 1990 to 1994: 60
- 1980 to 1989: 60
- 1970 to 1979: 159
- 1960 to 1969: 75
- 1950 to 1959: 29
- 1940 to 1949: 12
- 1939 or earlier: 49

Rooms in owner-occupied houses in Texas township, Illinois:

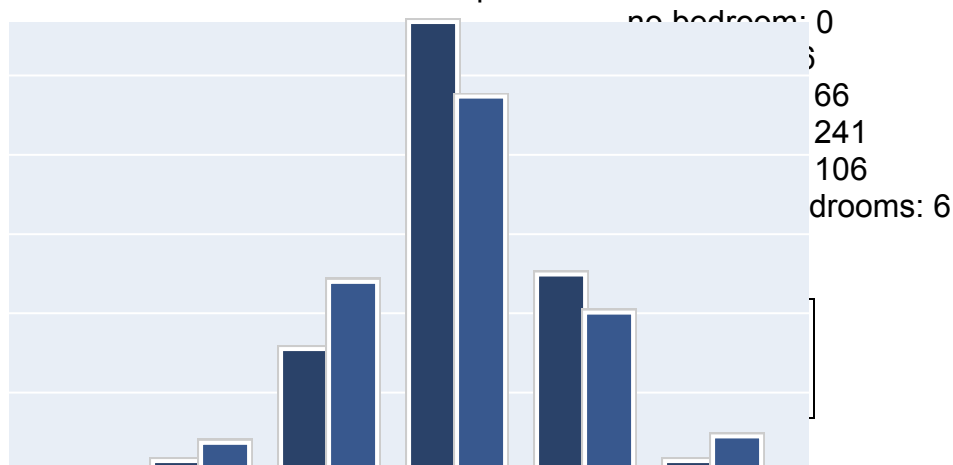


rooms: 72

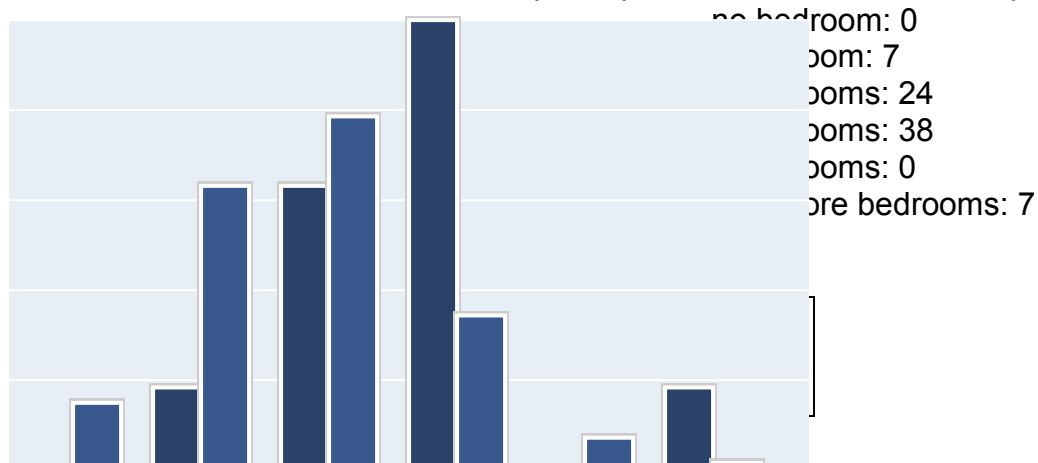
Rooms in renter-occupied apartments in Texas township, Illinois:



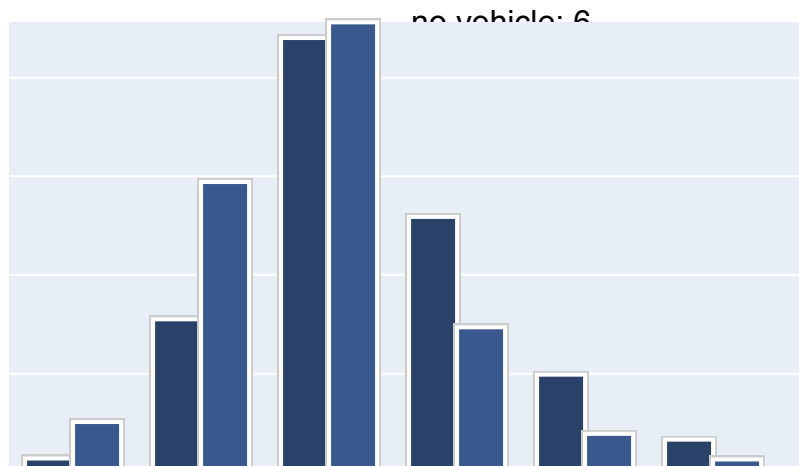
Bedrooms in owner-occupied houses and condos in Texas township:



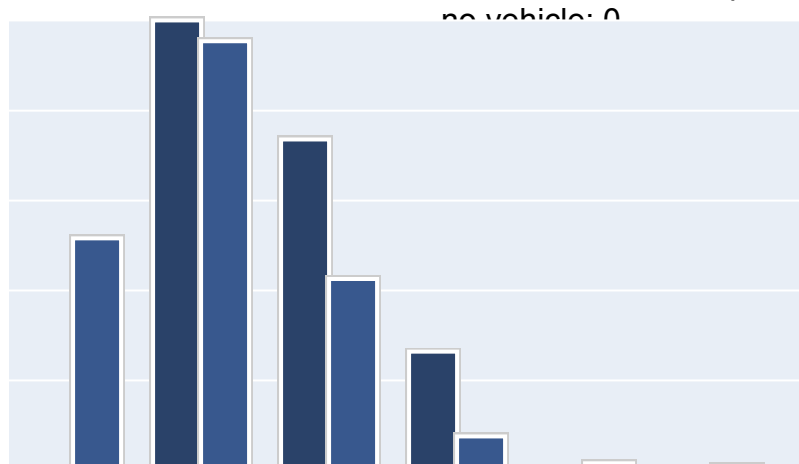
Bedrooms in renter-occupied apartments in Texas township:



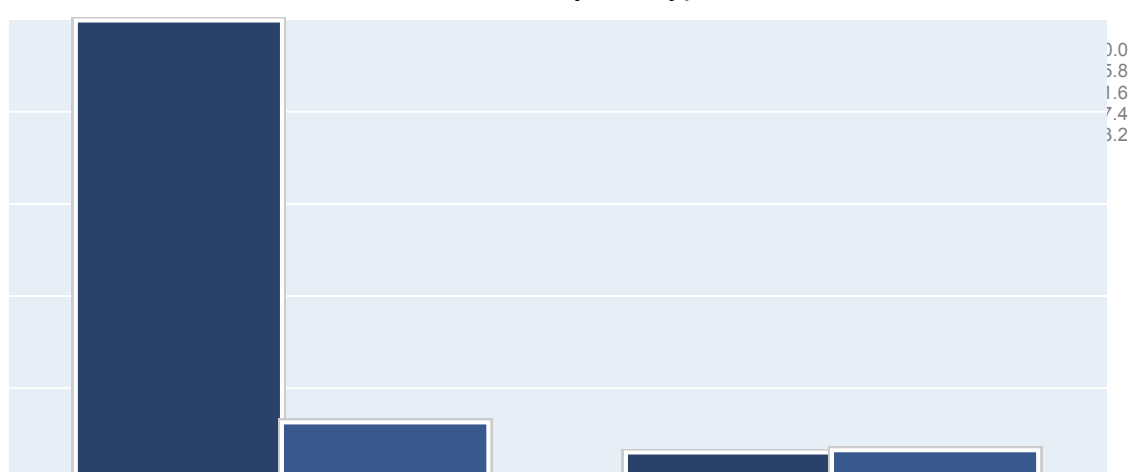
Cars and other vehicles available in Texas township in owner-occupied houses/condos:



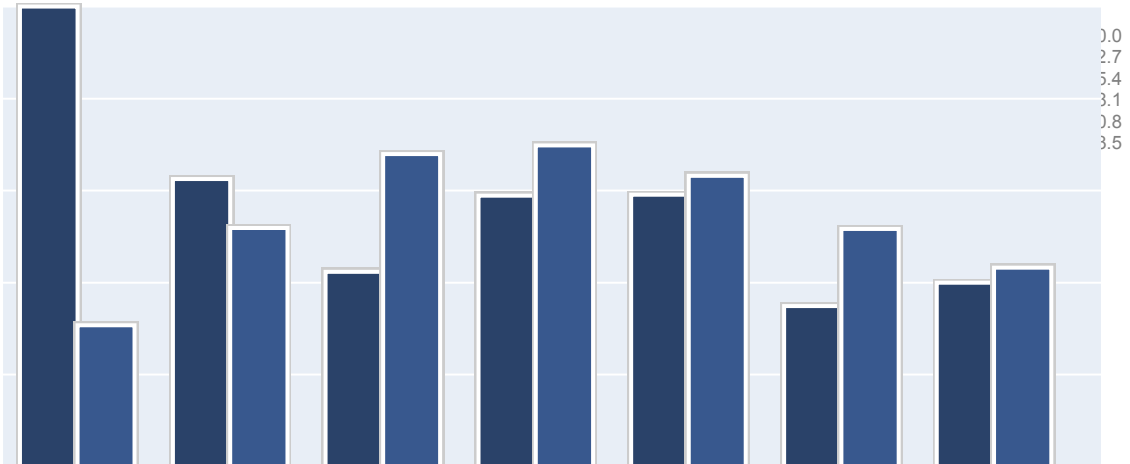
Cars and other vehicles available in Texas township in n renter-occupied apartments



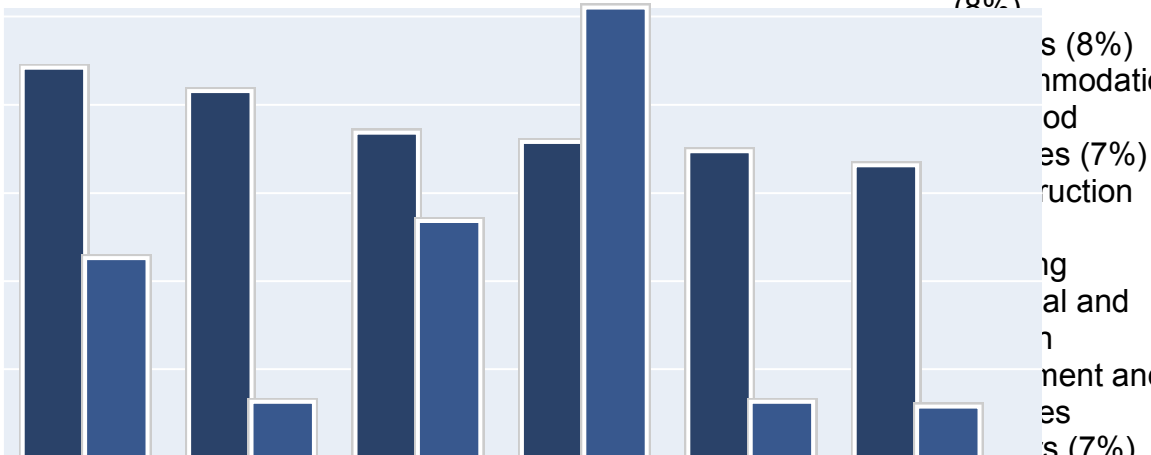
Owners and renters by unit type in %



Breakdown of mean house values by ages of householders



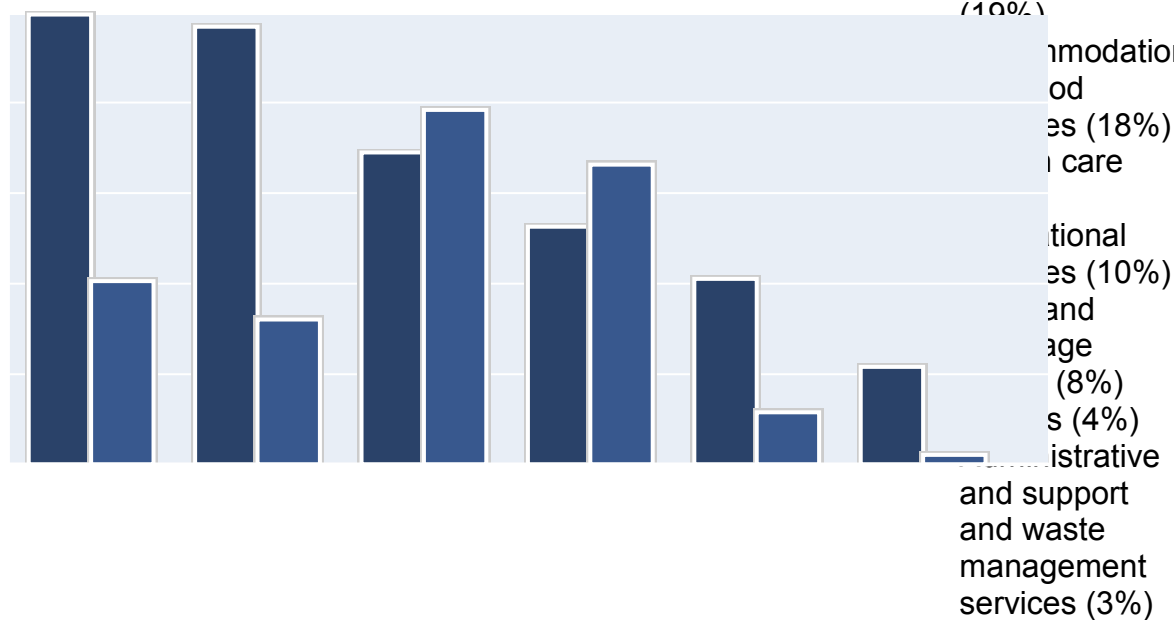
Most common industries for males:



- Public administration (8%)
- Accommodation and food services (7%)
- Construction (7%)
- Manufacturing (7%)
- Retail trade (7%)
- Wholesale trade (7%)
- Services (7%)
- Plastics and rubber products (6%)
- Administrative and support and waste management services (6%)

Texas township	Illinois average
----------------	------------------

Most common industries for females:



- Finance and insurance (100%)
- Accommodation and food services (18%)
- Health care (10%)
- International trade and transportation (8%)
- Administrative and support and waste management services (3%)

Texas township	Illinois average
----------------	------------------

Most common occupations for males

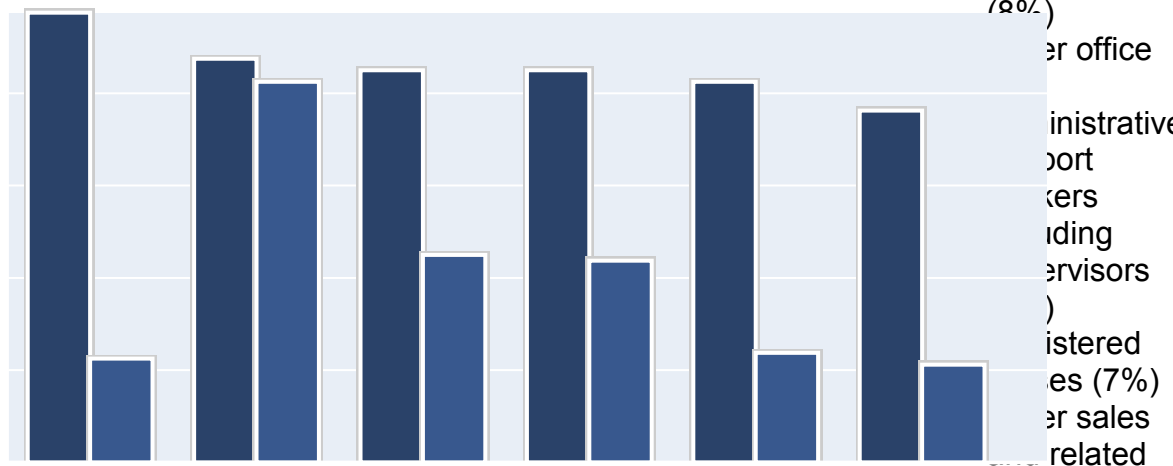


- Other sales and related workers (100%)
- Managing and supervising workers (8%)
- Executive, administrative, and managerial occupations (6%)
- Law enforcement (4%)

- workers including supervisors (6%)
- Building and grounds cleaning and maintenance occupations (5%)
- Material recording, scheduling, dispatching, and distributing workers (5%)

Texas	Illinois
township	average

Most common occupations for females



- Waiters and waitresses (9%)
- Administrative support workers (7%)
- Registered nurses (7%)
- Healthcare practitioners (7%)
- Financial clerks except bookkeeping, accounting, and auditing clerks (7%)
- Other sales related workers including supervisors (6%)

- and auditing clerks (7%)
- Computer specialists (6%)
- Customer service representatives (6%)

Texas township average	Illinois average
------------------------	------------------



Most common first ancestries reported in Texas township:

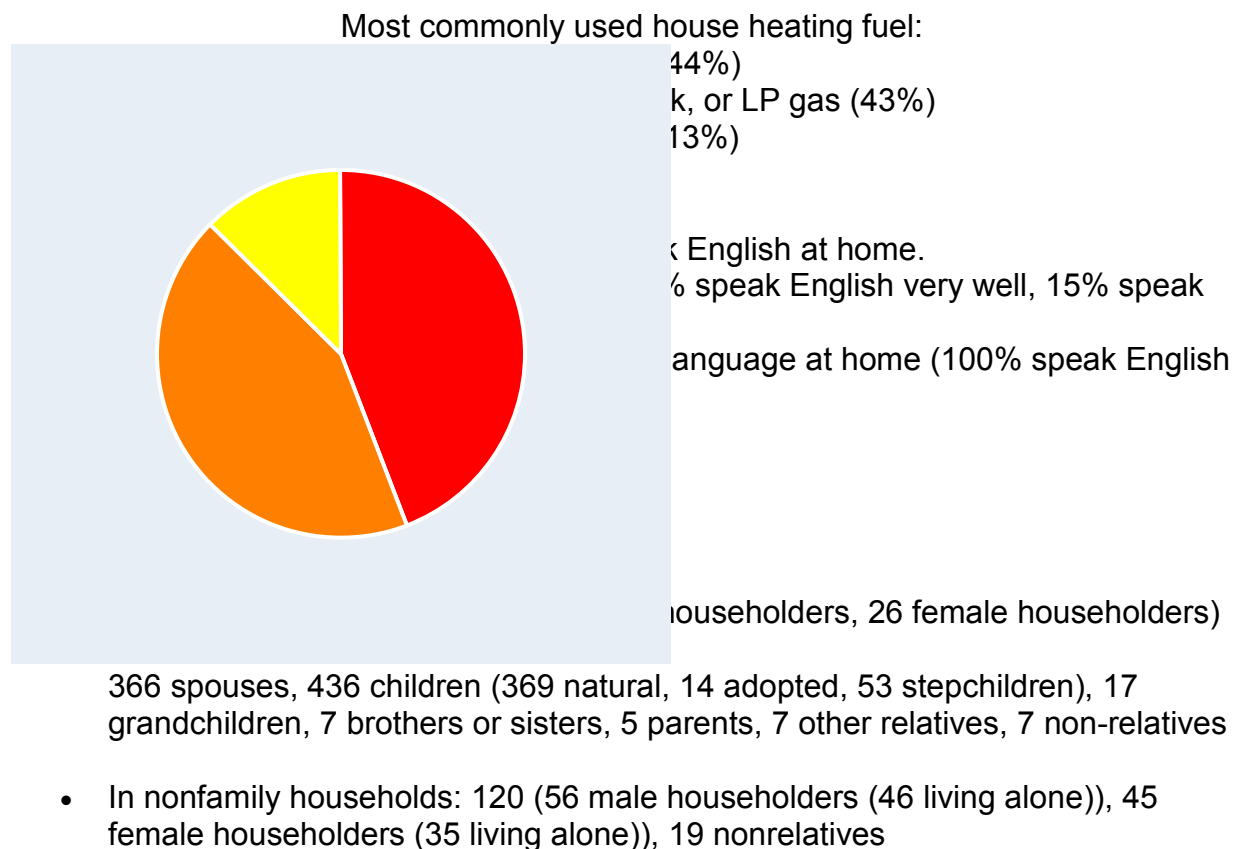
- German (28.4%)
- United States or American (22.7%)
- English (13.4%)
- Irish (8.0%)
- Dutch (4.8%)
- Polish (3.7%)
- Scotch-Irish (3.5%)

Most common places of birth for the foreign-born residents:

- Mexico (48%)
- Germany (34%)
- Netherlands (17%)

Means of transportation to work

- Drove a car alone: 712 (83%)
- Carpooled: 106 (12%)
- Walked: 6 (1%)
- Worked at home: 30 (4%)



Size of family households: 170 2-persons, 89 3-persons, 111 4-persons, 24 5-persons, 11 7-or-more-persons.

Size of nonfamily households: 81 1-person, 20 2-persons.

271 married couples with children.
 40 single-parent households (16 men, 24 women).

Private vs. public school enrollment:

Students in private schools in grades 1 to 8 (elementary and middle school): 21
 Here: 19.1%

Illinois:  13.4%

Students in private schools in grades 9 to 12 (high school): 0

Here:  0.0%

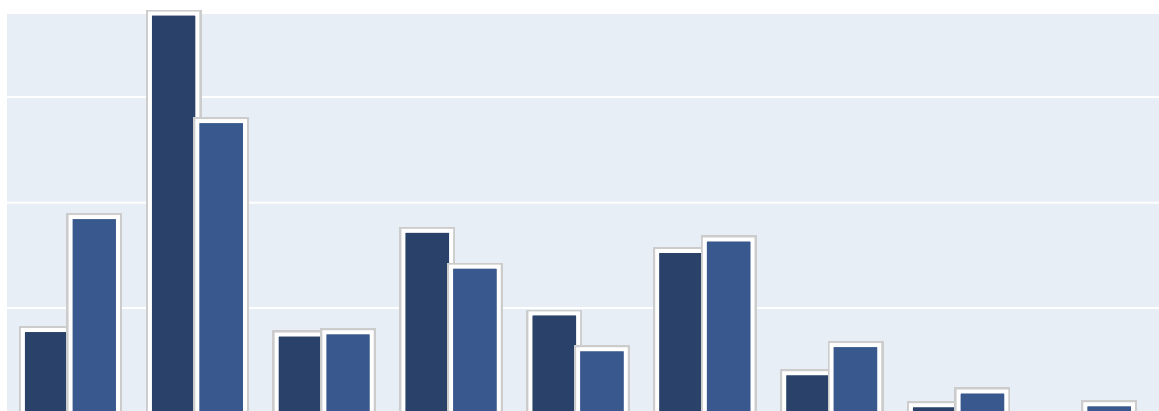
Illinois:  11.1%

Students in private undergraduate colleges: 9

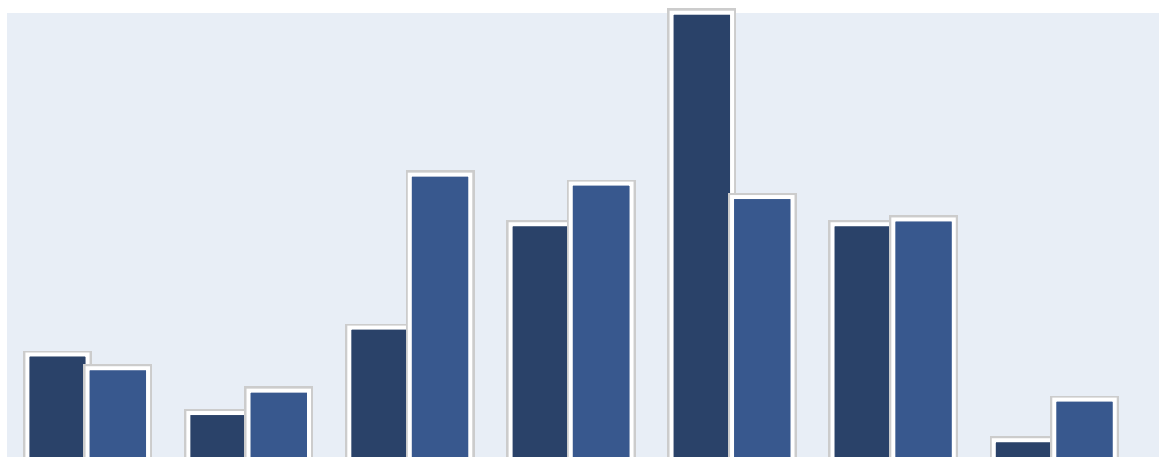
Here:  13.0%

Illinois:  25.8%

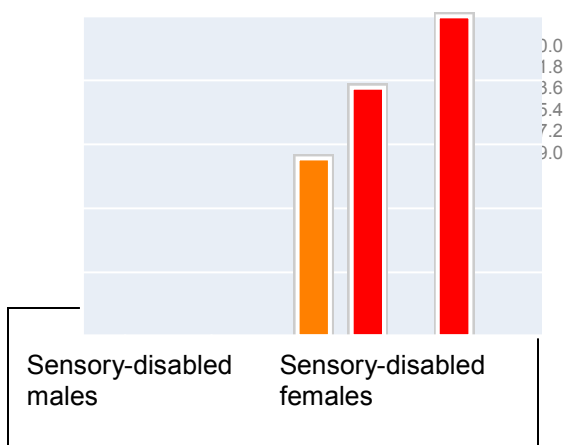
Educational Attainment



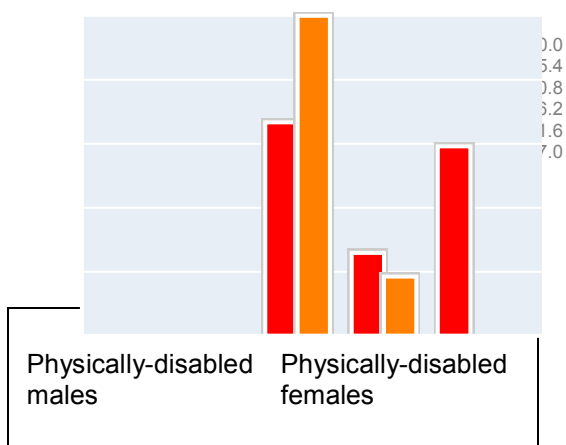
School Enrollment by Level of School



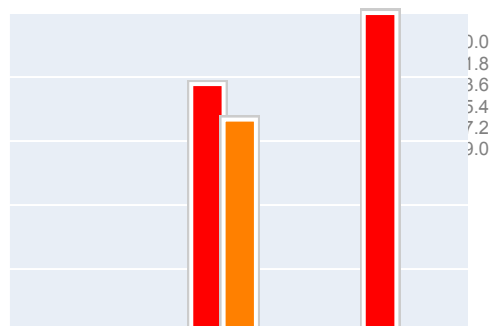
Age and Sex of Sensory-Disabled Residents (Noninstitutionalized)



Age and Sex of Physically-Disabled Residents (Noninstitutionalized)

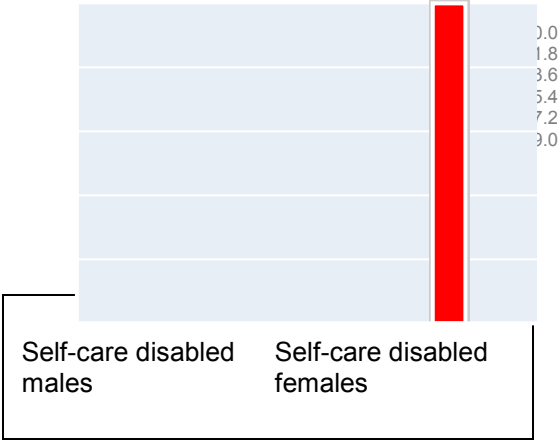


Age and Sex of Mentally-Disabled Residents (Noninstitutionalized)

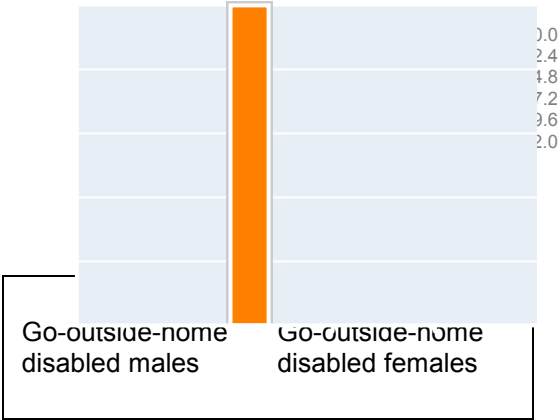


Mentally-disabled males	Mentally-disabled females
----------------------------	------------------------------

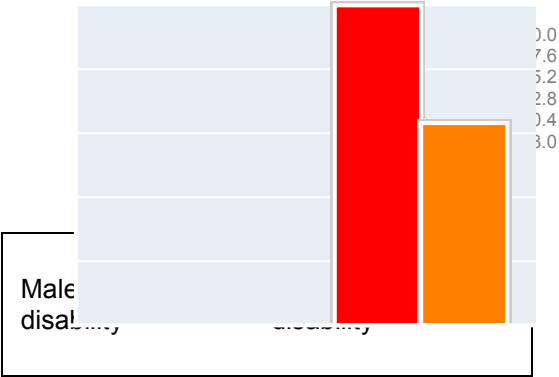
Age and Sex of Self-Care Disabled
Residents (Noninstitutionalized)



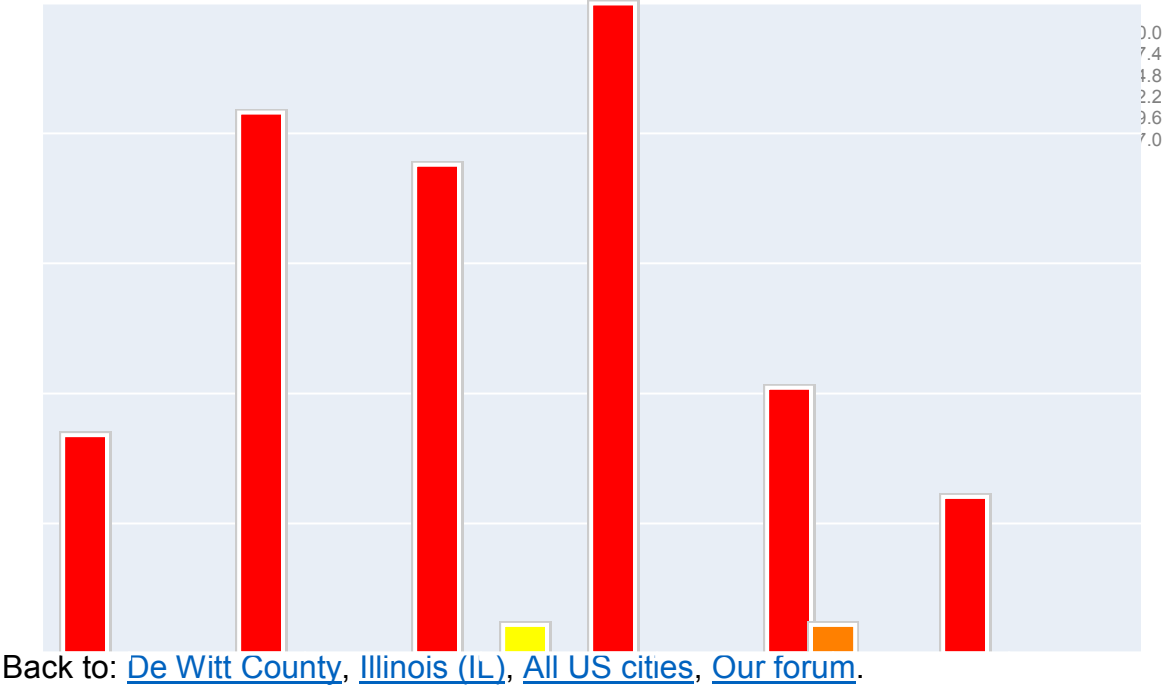
Age and Sex of Go-Outside-Home
Disabled Residents
(Noninstitutionalized)



Age and Sex of Residents with
Employment Disability (Noninst.)



Year Householders Moved Into Unit in Texas township:



Back to: [De Witt County](#), [Illinois \(IL\)](#), [All US cities](#), [Our forum](#).