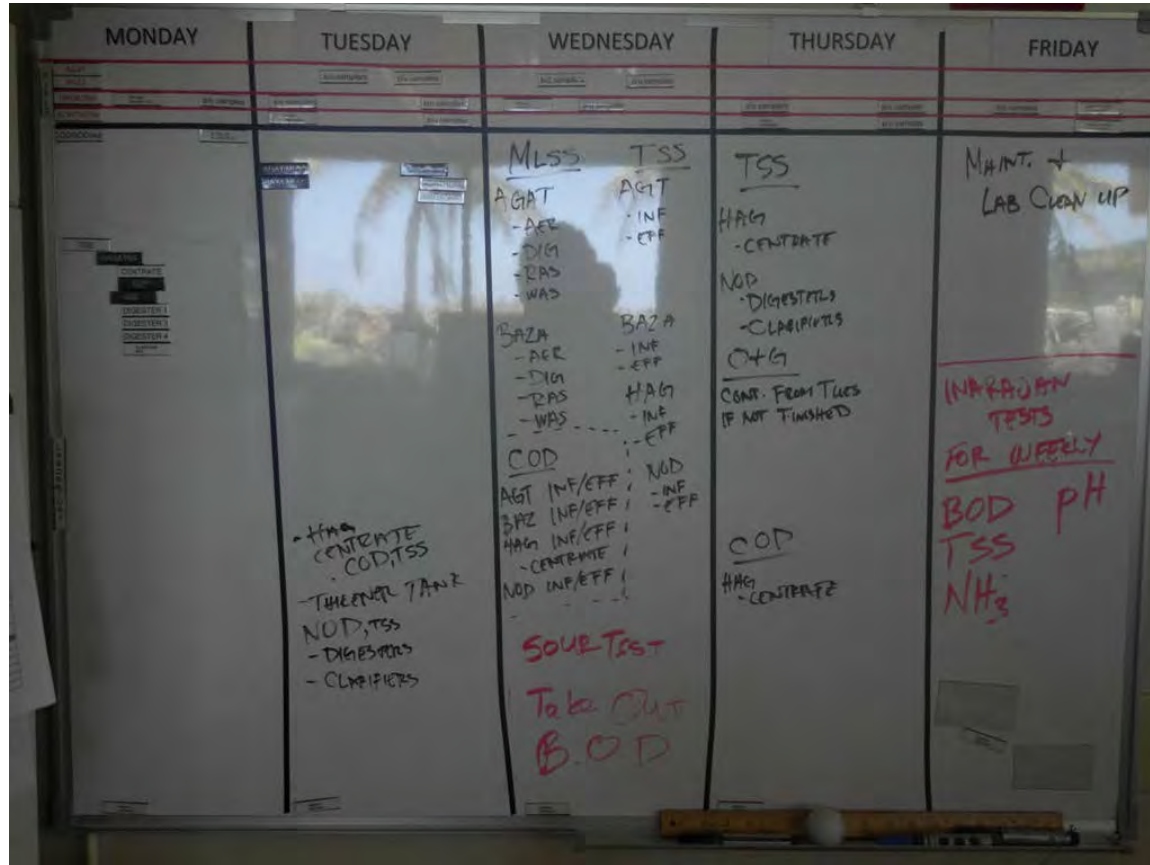
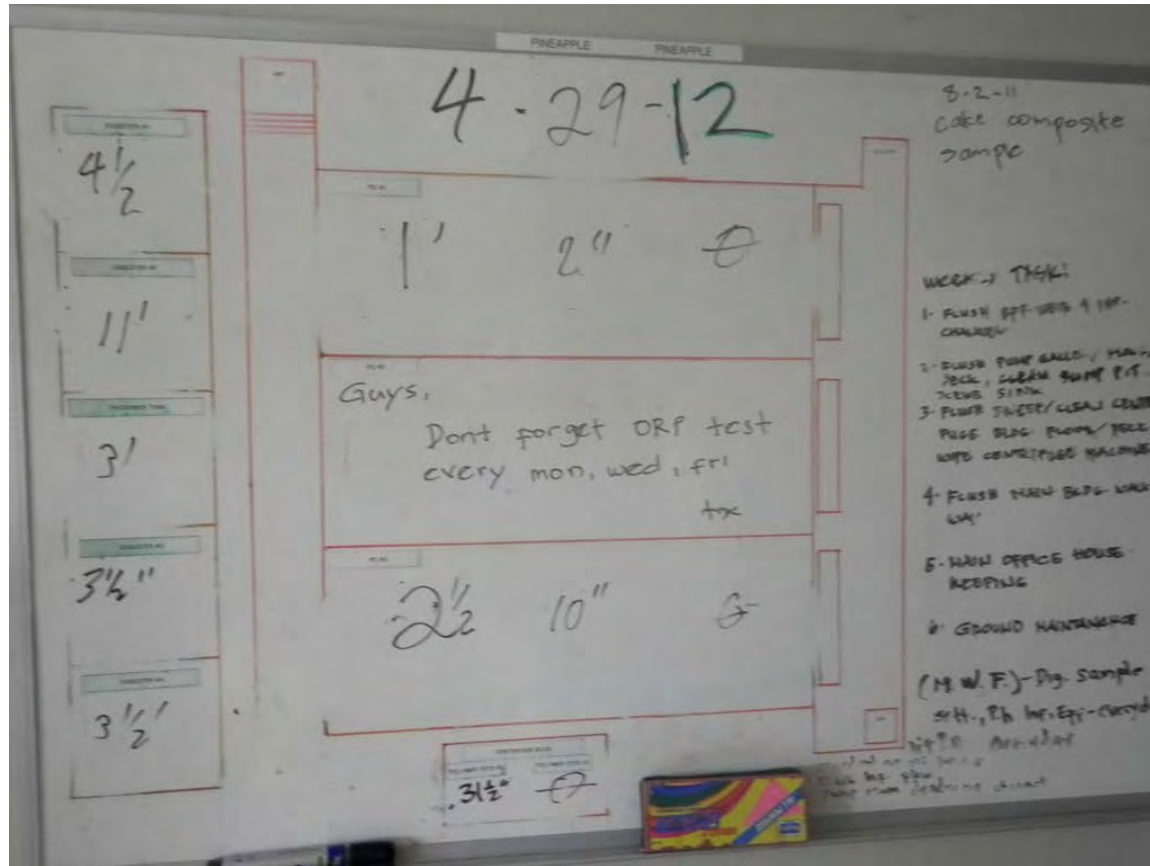


US EPA ARCHIVE DOCUMENT

Appendix STP-E
Hagatna STP



Picture 1: Operators notice board at Hagatna STP



Picture 2: Solids levels for clarifiers and digesters Hagatna STP



Picture 3: PLC Board at Hagatna STP



Picture 4: Chart recorder for influent flow meter.



Picture 5: Influent channel towards grit chamber.



Picture 6: Influent Parshall flume.



Picture 7: Influent bar screen.



Picture 8: Dumpster used to collect settled solids from grit chamber.



Picture 9: Flight in primary clarifier through access hatch.



Picture 10: Concrete roof over primary clarifiers.



Picture 11: Collection ducts for odor control system at primary clarifiers.




Picture 12: Drive motors for aerated digesters.



Picture 13: Digester aerator motor.



Picture 14: Solids handling building.



Picture 15: Interior of aerated digester.



Picture 16: Surface skimmer trough for primary clarifier effluent



Picture 17: Scum pumps from primary clarifiers to digesters.



Picture 18: Primary clarifier effluent discharging over v-notch weir.



Picture 19: Effluent automatic sampler.



Picture 20: Discharge of primary effluent.



Picture 21: Dewatering centrifuges.



Picture 22: Feed lines for centrifuges.



Picture 23: Dumpster for collecting dewatered sludge from centrifuges.



Picture 24: Dewatering polymer feed tanks.



Picture 25: Sludge pumps for primary clarifiers.



Picture 26: Grinders and sludge pumps for primary clarifiers.