

US EPA ARCHIVE DOCUMENT

Technical Expert Working Group Conference Call

Friday February 25, 2011

10:00 – 11:00 a.m.

CALL SUMMARY

Attendees:

EPA Region 3 and contractors: Bill Arguto, Wendy Gray, George Rizzo, Michelle Hoover, Enid Chiu, Kathy Martel, Karen Sklenar

The Washington Aqueduct and contractors: Lloyd Stowe, Tom Jacobus

DCWASA and contractors: Maureen Schmelling, John Civardi

Parents for Nontoxic Alternatives: Ralph Scott

Concerned Citizen: Susan Kanen

DC Department of the Environment: William Slade

Children's National Medical Center: Dave Varle

Agenda and Housekeeping Issues

There were no changes or additions to the agenda. The meeting agenda is included as Attachment A to this call summary. Bill Arguto reminded the group that Jennie Saxe was on a detail assignment for one year and he will lead the TEWG calls in her absence. Other EPA Region 3 staff that will provide technical support in Jennie's absence will include Wendy Gray, Michelle Hoover, Enid Chiu and George Rizzo. Bill will send the TEWG contact information for these staff members following the call.

Summary of Discussions by Topic Area

1. Washington Aqueduct Pipe Loop Update

Prior to the call, Mike Chicoine distributed graphs showing total and dissolved lead results for the control pipe loop. Lloyd Stowe indicated that the pipe loop data continues to follow seasonal trends. With the colder weather, the total and dissolved lead levels are low. Lloyd confirmed that the six years of data shown in the graphs all represent the control pipe loop (Loop 7) which consists of three sub loops (7a, b and c). He also confirmed that Loop 7a is currently off-line due to a malfunctioning solenoid valve. Susan Kanen commented that WA has been conducting 20% less sampling over the last three years.

The Aqueduct is continuing to operate the control pipe loop (Loop 7) as well as surveillance pipe loops at McMillan and Dalecarlia. The control loop represents the plant water, so when caustic is added at the treatment plant in the future, it will also be added to

the Dalecarlia control pipe loop. The surveillance pipe loops at McMillan have only been operating for a couple of months and lead levels are low due to the cold weather.

Susan Kanen had some suggestions for improving the pipe loop graphs and Lloyd suggested that she contact Mike Chicoine after the call.

2. DC Water's Pipe Loop Update

Rich Giani distributed DC Water's latest pipe loop data prior to the call. The historic trends in the DC Water control loop are continuing. Lead levels have stabilized and lead release is currently at the instrument's detection limit of less than 2 ppb. Susan Kanen expressed concern about differences between the DC Water and WA pipe loop results and asked if she could visit DC Water to observe the pipe loops and ask more questions. Maureen Schmelling said that Susan could contact DC Water Public Affairs to make arrangements separately.

3. DC Water LCR Monitoring Update

Maureen Schmelling said that the first round of monitoring has been completed for the January to June 2011 semester, but no laboratory results are available yet. After several questions and discussion, Maureen clarified that by "first round" she meant the samples for the month of January have been collected and analyses were being performed. Ralph Scott voiced his concerns that LCR monitoring data he had seen 2008 and from prior years were historically skewed to cooler months, that the numbers of samples being taken per month were not uniform and that sampling should accurately represent geographic areas. Maureen clarified that DC Water consistently schedules sampling and distributes sample bottles to its customers, but the number of samples analyzed is limited by the number of samples that are returned by the customer. Samples from the first semester are collected every month from January thru May, typically during the last week of the month. Samples cannot be collected in late June due to the reporting deadline (July 10th), laboratory processing time and time needed for quality assurance reviews. Samples for the second semester are collected every month from July through November.

Susan Kanen asked if the sampling date could be posted on the web for public access with each sample result, and if results could be reported prior to the reporting deadline. Bill Arguto will follow up with Jennie Saxe on these questions.

4. Update on Washington Aqueduct Treatment Changes (Addition of Caustic Soda and Disinfectant Change from Chlorine Gas to Sodium Hypochlorite)

Tom Jacobus provided an update on the Washington Aqueduct treatment changes. The hypochlorite chemical feed system has been in service at McMillan for three to four months. The installation of the hypochlorite feed system at Dalecarlia will be completed within two to three weeks and will then be tested before it is put into service. Chemical supplies are on hand. WA expects the start up operation to go smoothly and that this

system will be placed into service in about 60 days pending replacement of gasket material.

The caustic soda feed system is pretty much ready to be operational and they are resolving the remaining details.

5. Plans for Annual Conversion to Free Chlorine

WA is planning the routine conversion to free chlorine for March 21st through May 2nd. Due to customers' aesthetic complaints about the chlorine odor, WA is considering using a reduced dosage rate less than the usual annual conversion rate of 3.7 mg/L. The exact dosage rate has not been decided to date. A meeting is scheduled for March 8th to discuss the proposed dosage rate with DC Water, City of Falls Church, and the Arlington County. Tom Jacobus indicated that discussions on this issue have been held with Fairfax County regarding their process for stepped dosage and there were lessons learned from their experience.

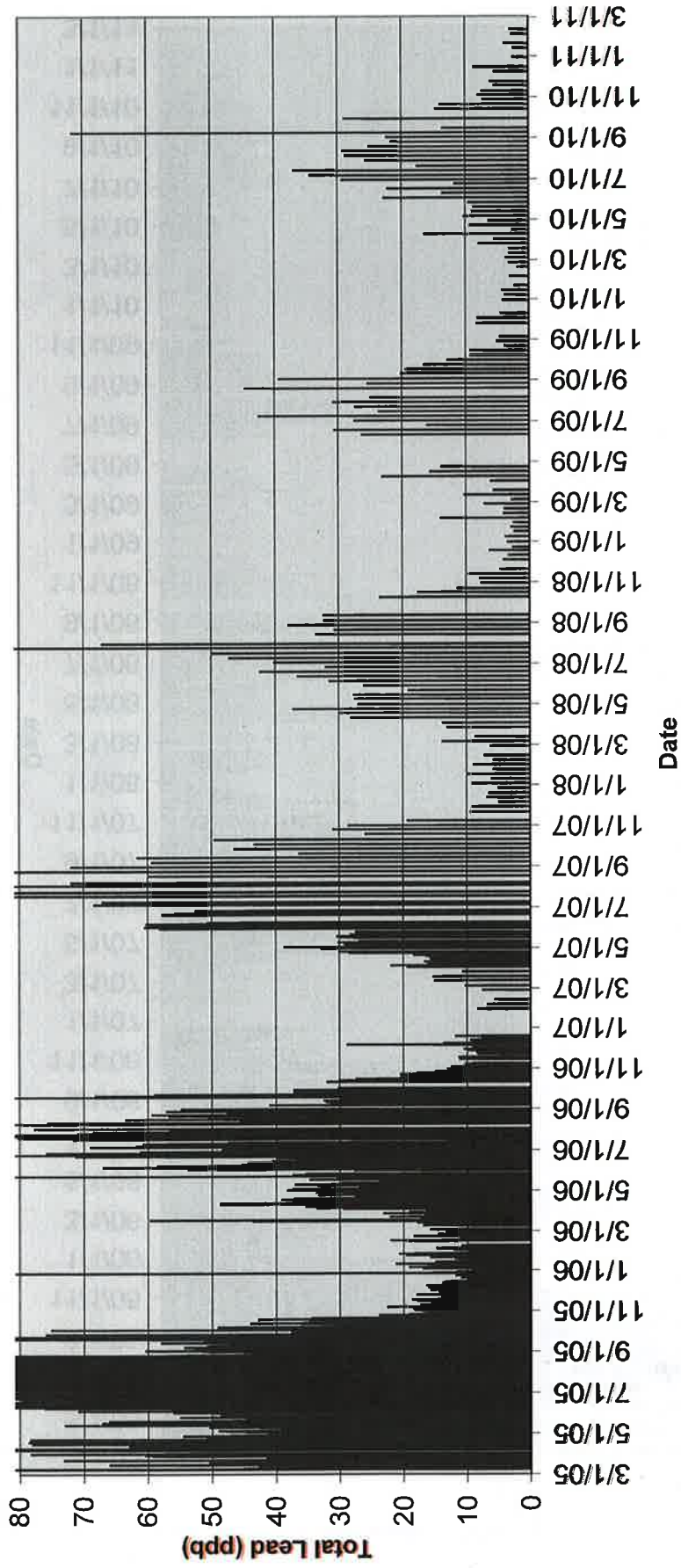
6. Other Items

The next call is scheduled for June 3rd. Bill Arguto requested that topics for the agenda be sent to him.

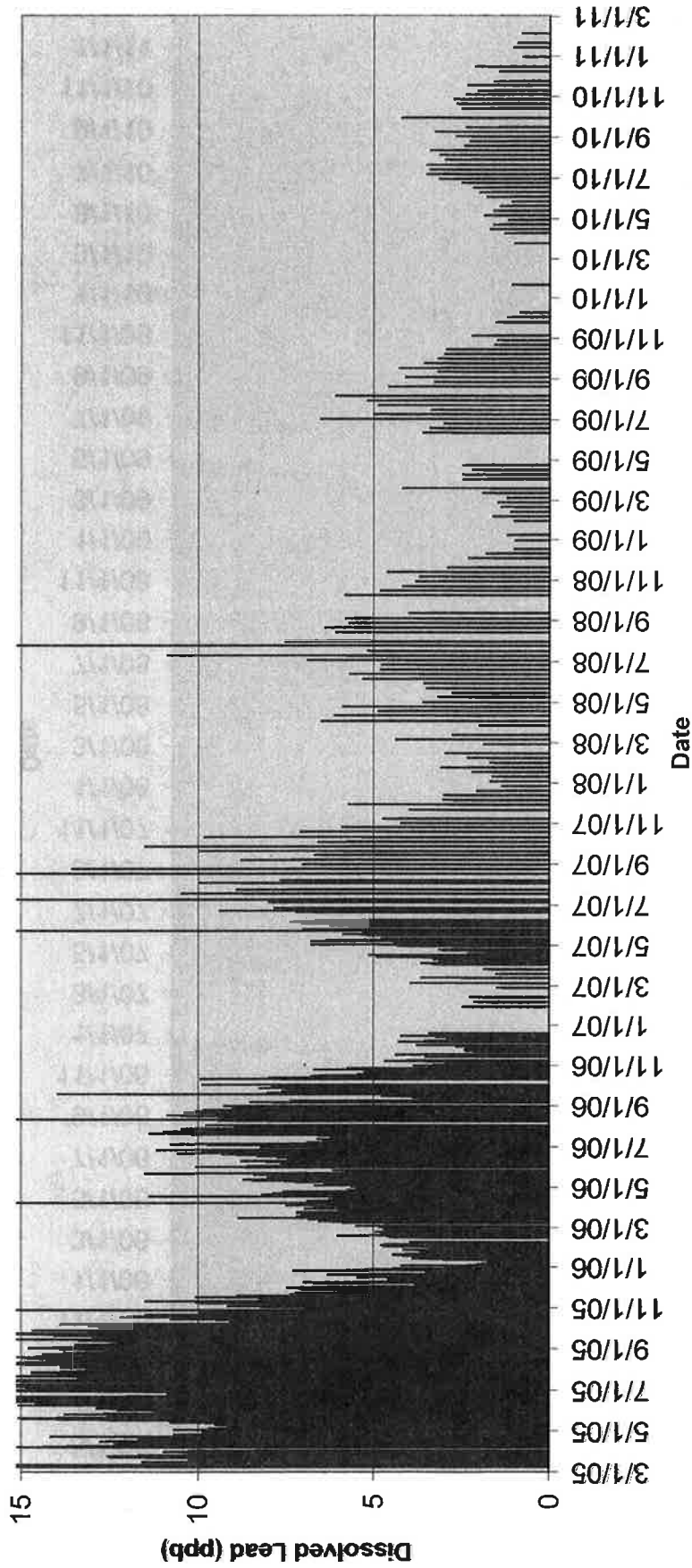
Attachment A: Call Agenda

1. EPA update (EPA -Bill)
2. Washington Aqueduct pipe loop update (Washington Aqueduct, Mike)
3. DC Water pipe loop update (DC Water- Rich))
4. DC Water LCR update (if any; it's early in the monitoring period)
5. Discussion on 2011 temporary free chlorine conversion (Washington Aqueduct)

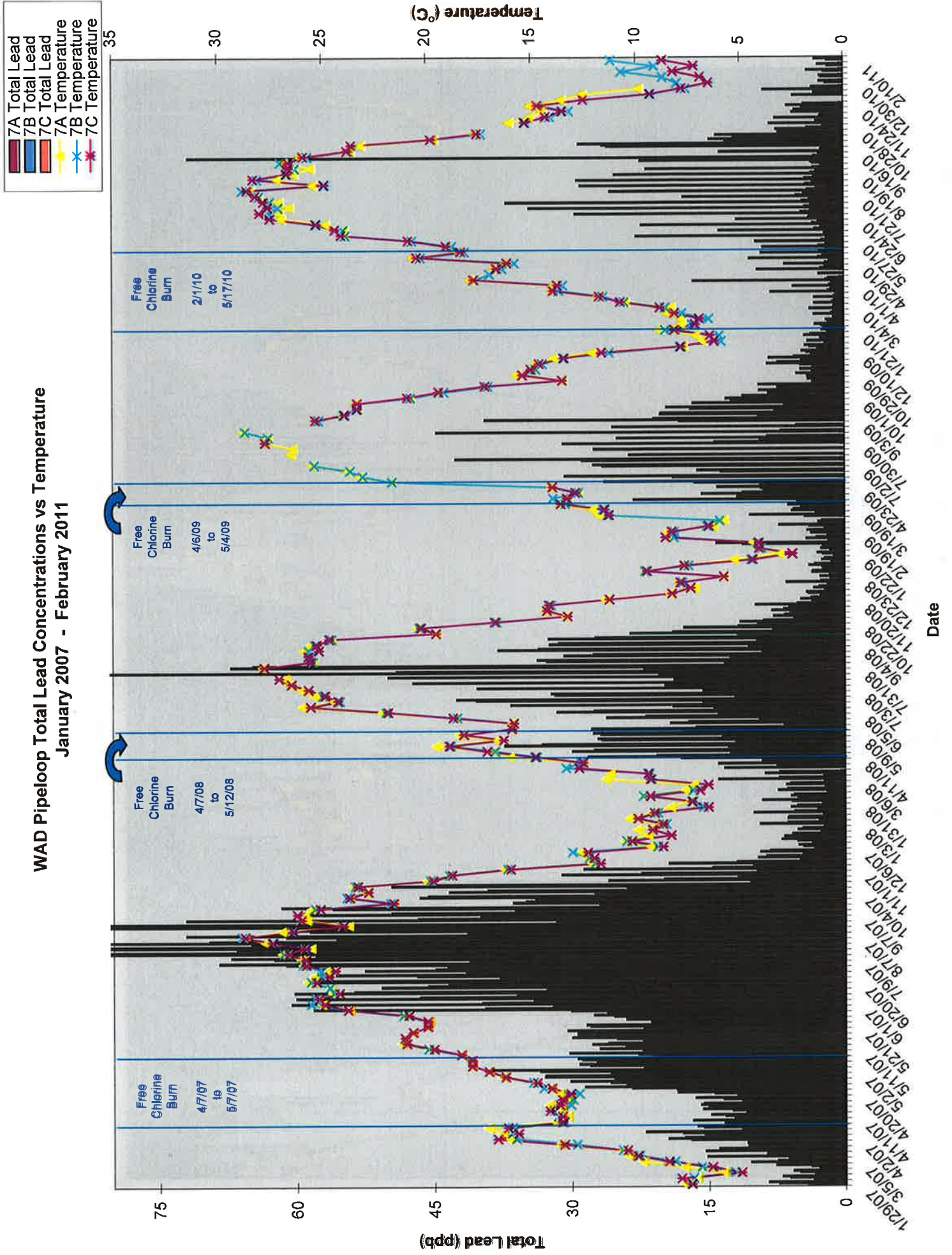
**WAD Pipeline Total Lead Concentrations
March 2005 - February 2011**



**WAD Pipeline Dissolved Lead Concentrations
March 2005 - February 2011**

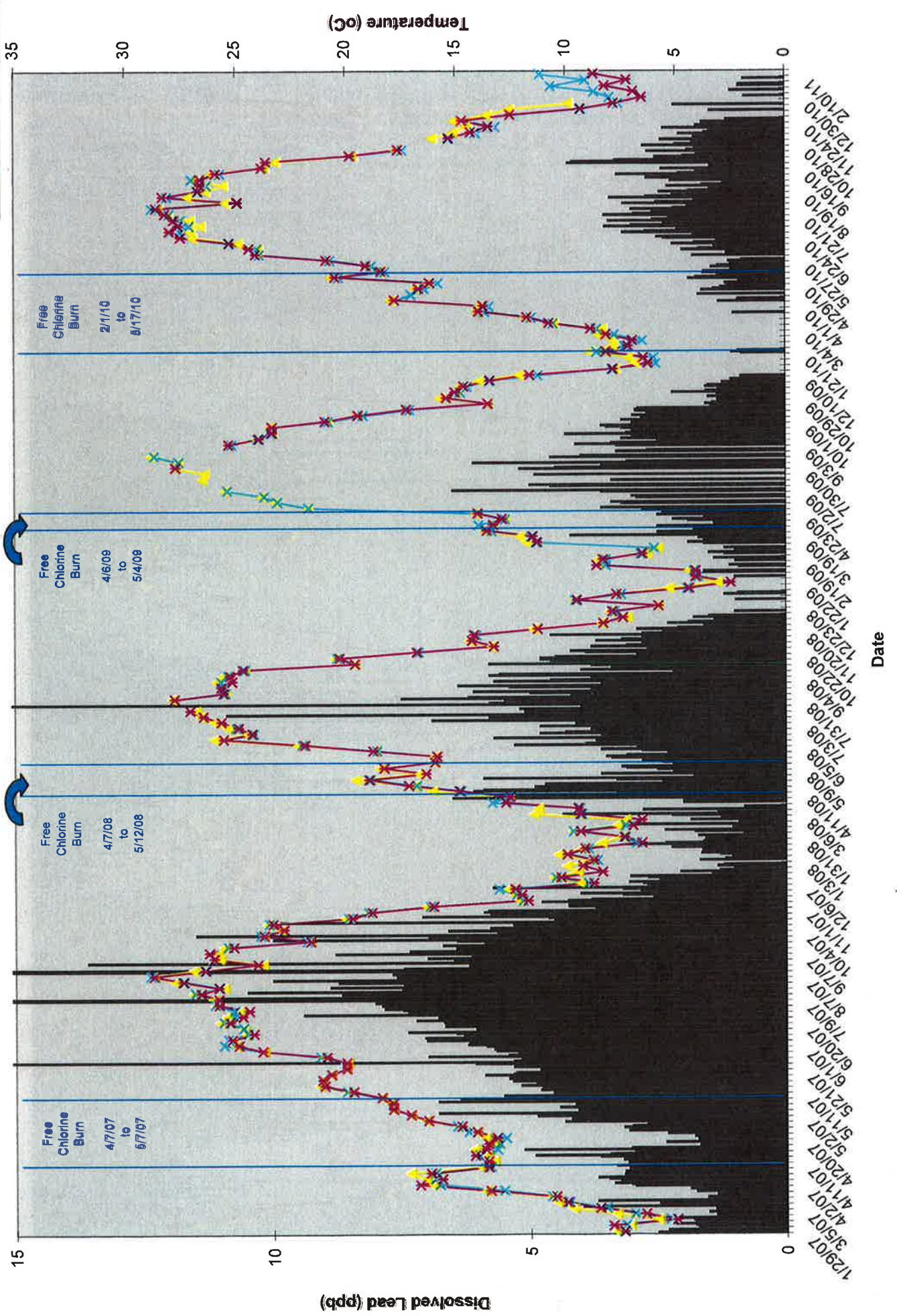


WAD Pipelineop Total Lead Concentrations vs Temperature January 2007 - February 2011



WAD Pipeline Dissolved Lead Concentrations vs Temperature January 2007 - February 2011

- 7A Dissolved Lead
- 7B Dissolved Lead
- 7C Dissolved Lead
- 7A Temperature
- 7B Temperature
- 7C Temperature



2. DC Water pipe loop update

Pipe Loop 1 Final (Control Loop): 1/08 - Current

