

US EPA ARCHIVE DOCUMENT



CHEM INPUT DATA OF TERBUFOS

EXAMS -- Exposure Analysis Modeling System -- V2.0; Mode 1

Ecosystem: POND, AERL DEVELOPMENT PHASE TEST DEFINITION
Chemical: TERBUFOS

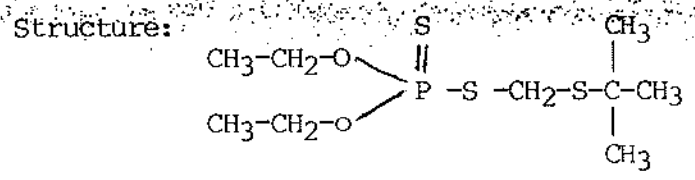
TABLE 1.1. SH2 (NEUTRAL MOLECULE, SPECIES #1) INPUT DATA.

MWT= 288.4	SOL = 12.00	VAPR= 2.6000E-04	HENRY= 0.0000
KVO= 0.0000	ESOL= 0.0000	EVPR= 0.0000	EHEN = 0.0000
KPS= 0.0000	KPB = 0.0000	KOC = 0.0000	KOW = 167.0
KAH1= 120.0	EAH1= 0.0000	KNH1= 5.2000E-03	ENH1= 0.0000
KAH2= 0.0000	EAH2= 0.0000	KNH2= 0.0000	ENH2= 0.0000
KAH3= 0.0000	EAH3= 0.0000	KNH3= 0.0000	ENH3= 0.0000
KBH1= 0.0000	EBH1= 0.0000	KOX1= 0.0000	EOX1= 0.0000
KBH2= 0.0000	EBH2= 0.0000	KOX2= 0.0000	EOX2= 0.0000
KBH3= 0.0000	EBH3= 0.0000	KOX3= 0.0000	EOX3= 0.0000
KBACW1= 3.7500E-09	QIW1= 0.0000	KBACS1= 0.0000	QTS1= 0.0000
KBACW2= 3.7500E-09	QIW2= 0.0000	KBACS2= 0.0000	QTS2= 0.0000
KBACW3= 3.7500E-09	QIW3= 0.0000	KBACS3= 0.0000	QTS3= 0.0000
KDP= 3.6100E-03	RFLAT= 40.00	LAMAX= 0.00	
QUANT1= 1.000	QUANT2= 0.0000	QUANT3= 0.0000	
ABSORPTION SPECTRUM (ABS):			
0.0000	0.0000	0.0000	0.0000
0.0000	0.0000	0.0000	0.0000
0.0000	0.0000	0.0000	0.0000
0.0000	0.0000	0.0000	0.0000
0.0000	0.0000	0.0000	0.0000
0.0000	0.0000	0.0000	0.0000

Common Name: Terbufos ("Counter" - 15 G

Chemical Name: S- [[(1,1-Dimethylethyl)thio]methyl]

O,O-diethyl Phosphorodithioate



Chemical Properties:

Molecular Weight: 288.4 Solubility (ppm): 10-15 (°C)

Partitioning: $K_d=K_{abs}=K_{ps}$ Soil Type %OC

K_{ow} 167

K_{oc} _____

Hydrolysis (halflife hrs.)

(pH 5) 108 hr (pH 7) 132 hr (pH 9) 204 hr

K_{ah} 120 K_{nh} 5.212E-3 K_{bh} 0

Photolysis (halflife hrs.)

Water _____ hr K_{dp} 3.61E-3 Soil 192 hr K _____

Vapor Pressure: 2.6E-4 (25C) Evaporation: _____

Degradation (halflife hrs.)

Soil (Aerobic)(1848) _____ hr K 3.75E-4

Soil (Anaerobic)(_____) _____ hr K _____

Water (Type _____) _____ hr K _____

Bacteriological

Soil (Type Aerobic) _____ hr K 3.75E-9

Water (Type _____) _____ hr K _____

CHEM INPUT DATA OF TERBUFOS

EXAMS -- Exposure Analysis Modeling System -- V2.0: Mode 1

Ecosystem: POND, AERL DEVELOPMENT PHASE TEST DEFINITION
 Chemical: TERBUFOS

TABLE 1.1. SH2 (NEUTRAL MOLECULE, SPECIES #1) INPUT DATA.

MWI= 288.4	SOL = 12.00	VAPR= 2.6000E-04	HENRY= 0.0000
KVO= 0.0000	ESOL= 0.0000	EVPR= 0.0000	EHEN = 0.0000
KPS= 0.0000	KPB = 0.0000	KOC = 0.0000	KOW = 167.0
KAH1= 120.0	EAH1= 0.0000	KNH1= 5.2000E-03	ENH1= 0.0000
KAH2= 0.0000	EAH2= 0.0000	KNH2= 0.0000	ENH2= 0.0000
KAH3= 0.0000	EAH3= 0.0000	KNH3= 0.0000	ENH3= 0.0000
KBH1= 0.0000	EBH1= 0.0000	KOX1= 0.0000	EOX1= 0.0000
KBH2= 0.0000	EBH2= 0.0000	KOX2= 0.0000	EOX2= 0.0000
KBH3= 0.0000	EBH3= 0.0000	KOX3= 0.0000	EOX3= 0.0000
KBACW1= 3.7500E-09	QIW1= 0.0000	KBACS1= 0.0000	QTS1= 0.0000
KBACW2= 3.7500E-09	QIW2= 0.0000	KBACS2= 0.0000	QTS2= 0.0000
KBACW3= 3.7500E-09	QIW3= 0.0000	KBACS3= 0.0000	QTS3= 0.0000
KDP= 3.6100E-03	RFLAT= 40.00	LAMAX= 0.00	
QUANT1= 1.000	QUANT2= 0.0000	QUANT3= 0.0000	
ABSORPTION SPECTRUM (ABS):			
0.0000	0.0000	0.0000	0.0000
0.0000	0.0000	0.0000	0.0000
0.0000	0.0000	0.0000	0.0000
0.0000	0.0000	0.0000	0.0000
0.0000	0.0000	0.0000	0.0000
0.0000	0.0000	0.0000	0.0000

PESTICIDE PARAMETERS

PESTICIDE TITLE = TERBOFOS

KD = 19.0

WASH OFF FRACTION = 1.00 0

HALF LIFE = 11.0 0

DECAY CONSTANT=0.00900 7.26

APPL EFF = 1.00

INITIAL PESTICIDE ON FOLIAGE(LB/AC)

0.0

INITIAL PESTICIDE ON GROUND(LB/AC)

0.0

ENRICHMENT RATIOS FOR PESTICIDE

1.50

PESTICIDE APPLICATIONS

YEAR DAY LB/AC

1953

121 1,250
160 1,250

1954

1955

1956

1957

120 1,250
160 1,250

1958

1959

1960

1961

120 1,250
158 1,250

1962

1963

1964

1965

120 1,250
160 1,250

1966

1967

1968

1969

120 1,250
160 1,250

PESTICIDE PARAMETERS

PESTICIDE TITLE = TERBOFOS

KD = 19.0

WASH OFF FRACTION = 1.00 0

HALF LIFE = 11.0 0

DECAY CONSTANT=0.00900

APPL EFF = 1.00

INITIAL PESTICIDE ON FOLIAGE(LB/AC)

0.0

INITIAL PESTICIDE ON GROUND(LB/AC)

0.0

ENRICHMENT RATIOS FOR PESTICIDE

1.50

PESTICIDE APPLICATIONS

YEAR DAY LB/AC

1953

121 1,250
160 1,250

1954

1955

1956

1957

120 1,250
160 1,250

1958

1959

1960

1961

120 1,250
158 1,250

1962

1963

1964

1965

120 1,250
160 1,250

1966

1967

1968

1969

120 1,250
160 1,250

5

Basin: COSH 115
 Chemical: Terbufos
 *Application rate: 1.25 lb a.i./A

Year	Day	Daily Runoff lb a.i./A	Total Annual Runoff lb a.i./A
53	127	0.006	0.006
57	134	0.013	0.371
	159	0.001	
	163	0.170	
	164	0.046	
	175	0.046	
	189	0.001	
61	152	0.002	0.010
	159	0.006	
	209	0.001	
65	244	0.002	0.004
	273	0.001	
69	128	0.003	0.321
	152	0.001	
	174	0.021	
	175	0.005	
	186	0.231	
	188	0.041	
	191	0.001	
	201	0.004	
208	0.015		

5 Year Average Total Annual Runoff 0.042 lb a.i./A

*Based on 32% of 3.92 lb a.i./A; the maximum application rate calculated for granular terbufos ("counter 15G") allowed on corn is 2.4 oz. a.i./1000 linear feet of row with 7" band treatment over the rows which are spaced at 20" apart minimum specified in the label directions for corn.

EXAMS -- Exposure Analysis Modeling System -- V2.0: Mode 2
 Ecosystem: POND, AERL DEVELOPMENT PHASE TEST DEFINITION
 Chemical: TERBUFOS , A.R.= 1.25lb a.i/A. Year 1957
 Basin: COSH115

TABLE 16. Simulation results -- time-trace of chemical concentrations.

Time Days	Average Chemical Concentrations				Mass of Chemical	
	Water Column		Bottom Sediments		Water Col	Sediments
	Free(mg/L)	Sed(mg/kg)	Pore(mg/L)	Sed(mg/kg)	Total kg	Total kg
Initial Mass Input	0.000001					
129.	4.999E-08	3.423E-07	0.000	0.000	1.0000E-06	0.000
130.	4.135E-08	2.831E-07	5.937E-10	4.065E-09	8.2707E-07	2.893E-09
131.	3.405E-08	2.332E-07	1.080E-09	7.397E-09	6.8122E-07	5.264E-09
132.	2.813E-08	1.926E-07	1.459E-09	9.987E-09	5.6281E-07	7.108E-09
133.	2.363E-08	1.618E-07	1.725E-09	1.181E-08	4.7264E-07	8.406E-09
Runoff Mass Input	0.014					
134.	6.999E-04	4.792E-03	1.956E-09	1.340E-08	1.4000E-02	9.533E-09
135.	5.781E-04	3.958E-03	8.377E-06	5.735E-05	1.1564E-02	4.082E-05
136.	4.775E-04	3.269E-03	1.507E-05	1.032E-04	9.5517E-03	7.343E-05
137.	3.945E-04	2.701E-03	2.038E-05	1.395E-04	7.8907E-03	9.930E-05
138.	3.255E-04	2.229E-03	2.458E-05	1.683E-04	6.5123E-03	1.198E-04
139.	2.690E-04	1.842E-03	2.782E-05	1.905E-04	5.3804E-03	1.355E-04
140.	2.223E-04	1.522E-03	3.029E-05	2.074E-04	4.4464E-03	1.476E-04
141.	1.827E-04	1.251E-03	3.222E-05	2.206E-04	3.6549E-03	1.570E-04
142.	1.510E-04	1.034E-03	3.354E-05	2.297E-04	3.0203E-03	1.634E-04
143.	1.249E-04	8.549E-04	3.445E-05	2.359E-04	2.4977E-03	1.679E-04

7

EXAMS -- Exposure Analysis Modeling System -- V2.0: Mode 2
 Ecosystem: POND, AERL DEVELOPMENT PHASE TEST DEFINITION
 Chemical: TERBUFOS, A.R. = 1.25lb a.i/A. Year 1957
 Basin: COSH115

TABLE 16. Simulation results -- time-trace of chemical concentrations.

Time Days	Average Chemical Concentrations				Mass of Chemical	
	Water Column		Bottom Sediments		Water Col	Sediments
	Free(mg/L)	Sed(mg/kg)	Pore(mg/L)	Sed(mg/kg)	Total kg	Total kg
144.	1.022E-04	6.994E-04	3.511E-05	2.404E-04	2.0435E-03	1.711E-04
145.	8.447E-05	5.784E-04	3.539E-05	2.423E-04	1.6898E-03	1.725E-04
146.	6.994E-05	4.789E-04	3.545E-05	2.427E-04	1.3991E-03	1.727E-04
147.	5.718E-05	3.915E-04	3.540E-05	2.424E-04	1.1437E-03	1.725E-04
148.	4.734E-05	3.242E-04	3.513E-05	2.406E-04	9.4708E-04	1.712E-04
149.	3.927E-05	2.689E-04	3.476E-05	2.380E-04	7.8558E-04	1.694E-04
150.	3.219E-05	2.204E-04	3.432E-05	2.350E-04	6.4387E-04	1.673E-04
151.	2.671E-05	1.829E-04	3.379E-05	2.314E-04	5.3440E-04	1.646E-04
152.	2.222E-05	1.521E-04	3.320E-05	2.273E-04	4.4446E-04	1.618E-04
153.	1.864E-05	1.276E-04	3.256E-05	2.230E-04	3.7292E-04	1.587E-04
154.	1.557E-05	1.066E-04	3.191E-05	2.185E-04	3.1151E-04	1.555E-04
155.	1.302E-05	8.918E-05	3.124E-05	2.139E-04	2.6054E-04	1.522E-04
156.	1.303E-05	8.924E-05	3.038E-05	2.080E-04	2.6072E-04	1.480E-04
157.	1.123E-05	7.689E-05	2.969E-05	2.033E-04	2.2463E-04	1.447E-04
158.	9.675E-06	6.624E-05	2.901E-05	1.986E-04	1.9353E-04	1.414E-04
159.	5.830E-05	3.992E-04	2.833E-05	1.940E-04	1.1663E-03	1.380E-04
160.	4.828E-05	3.306E-04	2.827E-05	1.935E-04	9.6585E-04	1.377E-04
161.	4.001E-05	2.739E-04	2.808E-05	1.923E-04	8.0035E-04	1.369E-04

8

EXAMS -- Exposure Analysis Modeling System -- V2.0: Mode 2
 Ecosystem: POND, AERL DEVELOPMENT PHASE TEST DEFINITION
 Chemical: TERBUFOS, A.R. = 1.251b a.i./A.
 Basin: COSH15

TABLE 16. Simulation results -- time-trace of chemical concentrations.

Time Days	Average Chemical Concentrations				Mass of Chemical	
	Water Column		Bottom Sediments		Water Col	Sediments
	Free(mg/L)	Sed(mg/kg)	Pore(mg/L)	Sed(mg/kg)	Total kg	Total kg
Runoff Mass Input	0.0.190					
163.	9.526E-03	6.522E-02	2.746E-05	1.880E-04	0.1906	1.338E-04
Runoff Mass Input	0.051					
164.	1.042E-02	7.133E-02	1.407E-04	9.634E-04	0.2084	6.856E-04
165.	8.605E-03	5.892E-02	2.616E-04	1.791E-03	0.1721	1.275E-03
166.	7.108E-03	4.867E-02	3.575E-04	2.448E-03	0.1422	1.742E-03
167.	5.873E-03	4.021E-02	4.330E-04	2.965E-03	0.1175	2.110E-03
168.	4.852E-03	3.322E-02	4.916E-04	3.366E-03	9.7064E-02	2.396E-03
169.	4.009E-03	2.745E-02	5.365E-04	3.674E-03	8.0204E-02	2.614E-03
170.	3.314E-03	2.269E-02	5.701E-04	3.903E-03	6.6293E-02	2.778E-03
171.	2.739E-03	1.876E-02	5.945E-04	4.070E-03	5.4798E-02	2.897E-03
172.	2.265E-03	1.551E-02	6.113E-04	4.185E-03	4.5315E-02	2.979E-03
173.	1.873E-03	1.283E-02	6.220E-04	4.259E-03	3.7477E-02	3.031E-03
174.	1.550E-03	1.061E-02	6.277E-04	4.298E-03	3.1013E-02	3.059E-03
Runoff Mass Input	0.051					
175.	3.833E-03	2.624E-02	6.294E-04	4.309E-03	7.6672E-02	3.067E-03
176.	3.169E-03	2.170E-02	6.583E-04	4.508E-03	6.3385E-02	3.208E-03
177.	2.620E-03	1.794E-02	6.786E-04	4.646E-03	5.2412E-02	3.306E-03
178.	2.167E-03	1.484E-02	6.917E-04	4.736E-03	4.3351E-02	3.370E-03
179.	1.793E-03	1.228E-02	6.990E-04	4.786E-03	3.5867E-02	3.406E-03
Runoff Mass Input	0.105					
180.	6.733E-03	4.610E-02	7.017E-04	4.805E-03	0.1347	3.419E-03
181.	5.564E-03	3.810E-02	7.634E-04	5.227E-03	0.1113	3.720E-03
182.	4.599E-03	3.149E-02	8.095E-04	5.543E-03	9.2004E-02	3.945E-03
183.	3.802E-03	2.603E-02	8.428E-04	5.771E-03	7.6053E-02	4.107E-03
184.	3.144E-03	2.153E-02	8.657E-04	5.927E-03	6.2893E-02	4.218E-03
185.	2.599E-03	1.780E-02	8.802E-04	6.027E-03	5.1991E-02	4.289E-03
186.	2.151E-03	1.472E-02	8.876E-04	6.078E-03	4.3020E-02	4.325E-03
187.	1.778E-03	1.218E-02	8.897E-04	6.092E-03	3.5571E-02	4.335E-03
188.	1.473E-03	1.008E-02	8.871E-04	6.074E-03	2.9458E-02	4.323E-03
Runoff Mass Input	0.001					
189.	1.269E-03	8.686E-03	8.810E-04	6.032E-03	2.5378E-02	4.293E-03
190.	1.052E-03	7.202E-03	8.725E-04	5.974E-03	2.1041E-02	4.252E-03
191.	8.727E-04	5.975E-03	8.617E-04	5.900E-03	1.7458E-02	4.199E-03
192.	7.244E-04	4.960E-03	8.490E-04	5.813E-03	1.4492E-02	4.137E-03
193.	6.022E-04	4.123E-03	8.348E-04	5.716E-03	1.2046E-02	4.068E-03
194.	5.011E-04	3.431E-03	8.196E-04	5.612E-03	1.0025E-02	3.994E-03

9

EXAMS -- Exposure Analysis Modeling System -- V2.0: Mode 2
 Ecosystem: FOND, AERL DEVELOPMENT PHASE TEST DEFINITION
 Chemical: TERBUFOS, A.R = 1.25lbs. i/A.
 Basin: COSH15

TABLE 16. Simulation results -- time-trace of chemical concentrations.

Time Days	Average Chemical Concentrations				Mass of Chemical	
	Water Column		Bottom Sediments		Water Col	Sediments
	Free(mg/L)	Sed(mg/kg)	Pore(mg/L)	Sed(mg/kg)	Total kg	Total kg
195.	4.168E-04	2.854E-03	8.037E-04	5.503E-03	8.3370E-03	3.916E-03
196.	3.478E-04	2.381E-03	7.871E-04	5.389E-03	6.9577E-03	3.835E-03
197.	2.908E-04	1.991E-03	7.701E-04	5.273E-03	5.8182E-03	3.752E-03
198.	2.427E-04	1.662E-03	7.530E-04	5.155E-03	4.8558E-03	3.669E-03
199.	2.039E-04	1.396E-03	7.356E-04	5.037E-03	4.0786E-03	3.585E-03
200.	1.710E-04	1.171E-03	7.184E-04	4.919E-03	3.4208E-03	3.500E-03
201.	1.444E-04	9.890E-04	7.011E-04	4.801E-03	2.8893E-03	3.416E-03
202.	1.225E-04	8.386E-04	6.840E-04	4.683E-03	2.4501E-03	3.333E-03
203.	1.038E-04	7.110E-04	6.671E-04	4.568E-03	2.0772E-03	3.251E-03
204.	8.877E-05	6.078E-04	6.504E-04	4.454E-03	1.7757E-03	3.169E-03
205.	7.627E-05	5.222E-04	6.340E-04	4.341E-03	1.5257E-03	3.090E-03
206.	6.601E-05	4.520E-04	6.179E-04	4.231E-03	1.3205E-03	3.011E-03
207.	5.734E-05	3.926E-04	6.021E-04	4.122E-03	1.1471E-03	2.934E-03
208.	5.210E-05	3.567E-04	5.864E-04	4.015E-03	1.0422E-03	2.858E-03
209.	4.600E-05	3.150E-04	5.713E-04	3.912E-03	9.2019E-04	2.784E-03
210.	4.082E-05	2.795E-04	5.565E-04	3.810E-03	8.1665E-04	2.712E-03
211.	3.639E-05	2.492E-04	5.420E-04	3.711E-03	7.2802E-04	2.641E-03
212.	3.258E-05	2.231E-04	5.279E-04	3.614E-03	6.5171E-04	2.572E-03
213.	2.931E-05	2.007E-04	5.141E-04	3.520E-03	5.8622E-04	2.505E-03
214.	2.380E-05	1.630E-04	5.008E-04	3.429E-03	4.7609E-04	2.440E-03
215.	2.144E-05	1.468E-04	4.877E-04	3.339E-03	4.2890E-04	2.376E-03
216.	1.948E-05	1.334E-04	4.749E-04	3.252E-03	3.8963E-04	2.314E-03
217.	1.790E-05	1.225E-04	4.624E-04	3.166E-03	3.5799E-04	2.253E-03
218.	1.669E-05	1.142E-04	4.502E-04	3.082E-03	3.3378E-04	2.194E-03
219.	1.589E-05	1.088E-04	4.383E-04	3.001E-03	3.1782E-04	2.136E-03
220.	1.522E-05	1.042E-04	4.267E-04	2.922E-03	3.0439E-04	2.079E-03
221.	1.467E-05	1.004E-04	4.154E-04	2.844E-03	2.9339E-04	2.024E-03
222.	1.418E-05	9.707E-05	4.044E-04	2.769E-03	2.8359E-04	1.971E-03
223.	1.368E-05	9.369E-05	3.937E-04	2.696E-03	2.7373E-04	1.918E-03
224.	2.622E-05	1.795E-04	3.822E-04	2.617E-03	5.2450E-04	1.863E-03
225.	2.558E-05	1.752E-04	3.721E-04	2.548E-03	5.1176E-04	1.813E-03
226.	2.486E-05	1.702E-04	3.623E-04	2.480E-03	4.9721E-04	1.765E-03
227.	2.402E-05	1.645E-04	3.527E-04	2.415E-03	4.8046E-04	1.718E-03
228.	2.306E-05	1.579E-04	3.434E-04	2.351E-03	4.6124E-04	1.673E-03
229.	2.196E-05	1.504E-04	3.343E-04	2.289E-03	4.3938E-04	1.629E-03
230.	2.074E-05	1.420E-04	3.255E-04	2.229E-03	4.1488E-04	1.586E-03
231.	1.939E-05	1.327E-04	3.169E-04	2.170E-03	3.8782E-04	1.544E-03
232.	1.792E-05	1.227E-04	3.086E-04	2.113E-03	3.5844E-04	1.504E-03
233.	1.635E-05	1.120E-04	3.005E-04	2.058E-03	3.2707E-04	1.464E-03
234.	2.685E-05	1.839E-04	2.917E-04	1.997E-03	5.3717E-04	1.421E-03
235.	2.511E-05	1.719E-04	2.840E-04	1.945E-03	5.0222E-04	1.384E-03

10

EXAMS -- Exposure Analysis Modeling System -- V2.0: Mode 2
 Ecosystem: POND, AERL DEVELOPMENT PHASE TEST DEFINITION
 Chemical: TERBUFOS, A.R. = 1.251b a.i./A.
 Basin: COSH15

TABLE 16. Simulation results -- time-trace of chemical concentrations.

Time Days	Average Chemical Concentrations				Mass of Chemical	
	Water Column		Bottom Sediments		Water Col	Sediments
	Free(mg/L)	Sed(mg/kg)	Pore(mg/L)	Sed(mg/kg)	Total kg	Total kg
236.	2.330E-05	1.595E-04	2.766E-04	1.894E-03	4.6602E-04	1.348E-03
237.	2.145E-05	1.469E-04	2.694E-04	1.844E-03	4.2911E-04	1.313E-03
238.	1.960E-05	1.342E-04	2.623E-04	1.796E-03	3.9217E-04	1.278E-03
239.	1.779E-05	1.218E-04	2.555E-04	1.749E-03	3.5595E-04	1.245E-03
240.	1.606E-05	1.100E-04	2.488E-04	1.704E-03	3.2132E-04	1.212E-03
241.	1.446E-05	9.900E-05	2.423E-04	1.659E-03	2.8923E-04	1.181E-03
242.	1.333E-05	9.127E-05	2.360E-04	1.616E-03	2.6664E-04	1.150E-03
243.	1.197E-05	8.194E-05	2.298E-04	1.574E-03	2.3941E-04	1.120E-03
244.	1.071E-05	7.336E-05	2.238E-04	1.532E-03	2.1432E-04	1.091E-03
245.	9.583E-06	6.562E-05	2.179E-04	1.492E-03	1.9171E-04	1.062E-03
246.	8.593E-06	5.883E-05	2.122E-04	1.453E-03	1.7189E-04	1.034E-03
247.	7.758E-06	5.312E-05	2.067E-04	1.415E-03	1.5519E-04	1.007E-03
248.	7.095E-06	4.858E-05	2.012E-04	1.378E-03	1.4193E-04	9.805E-04
249.	6.621E-06	4.534E-05	1.959E-04	1.341E-03	1.3246E-04	9.546E-04
250.	-5.724E-07	-3.919E-06	1.913E-04	1.310E-03	-1.1450E-05	9.322E-04
251.	-6.916E-07	-4.735E-06	1.862E-04	1.275E-03	-1.3834E-05	9.075E-04
252.	-6.726E-07	-4.606E-06	1.813E-04	1.241E-03	-1.3456E-05	8.835E-04
253.	-5.273E-07	-3.610E-06	1.765E-04	1.208E-03	-1.0548E-05	8.600E-04
254.	-2.699E-07	-1.848E-06	1.718E-04	1.176E-03	-5.3991E-06	8.371E-04
255.	8.249E-08	5.648E-07	1.672E-04	1.145E-03	1.6502E-06	8.148E-04
256.	5.101E-07	3.493E-06	1.627E-04	1.114E-03	1.0205E-05	7.930E-04
257.	9.907E-07	6.783E-06	1.584E-04	1.085E-03	1.9817E-05	7.718E-04
258.	-1.489E-06	-1.020E-05	1.544E-04	1.057E-03	-2.9791E-05	7.524E-04
259.	-9.539E-07	-6.531E-06	1.503E-04	1.029E-03	-1.9082E-05	7.323E-04
260.	-3.982E-07	-2.726E-06	1.463E-04	1.001E-03	-7.9648E-06	7.127E-04
261.	1.599E-07	1.095E-06	1.423E-04	9.746E-04	3.1994E-06	6.936E-04
262.	7.013E-07	4.802E-06	1.385E-04	9.484E-04	1.4028E-05	6.750E-04
263.	1.206E-06	8.255E-06	1.348E-04	9.230E-04	2.4117E-05	6.569E-04
264.	1.651E-06	1.131E-05	1.312E-04	8.983E-04	3.3035E-05	6.393E-04
265.	2.016E-06	1.380E-05	1.277E-04	8.742E-04	4.0332E-05	6.222E-04
266.	2.276E-06	1.558E-05	1.243E-04	8.509E-04	4.5531E-05	6.056E-04
267.	7.258E-06	4.969E-05	1.206E-04	8.255E-04	1.4519E-04	5.875E-04
268.	7.310E-06	5.005E-05	1.174E-04	8.035E-04	1.4624E-04	5.718E-04
269.	7.262E-06	4.973E-05	1.142E-04	7.822E-04	1.4528E-04	5.566E-04
270.	7.113E-06	4.871E-05	1.112E-04	7.614E-04	1.4230E-04	5.419E-04
271.	6.866E-06	4.701E-05	1.083E-04	7.413E-04	1.3735E-04	5.275E-04
272.	6.526E-06	4.468E-05	1.054E-04	7.217E-04	1.3054E-04	5.136E-04
273.	6.103E-06	4.179E-05	1.026E-04	7.027E-04	1.2209E-04	5.001E-04
274.	5.612E-06	3.843E-05	9.994E-05	6.843E-04	1.1227E-04	4.870E-04
275.	7.606E-06	5.208E-05	9.711E-05	6.649E-04	1.5215E-04	4.732E-04

EXAMS -- Exposure Analysis Modeling System -- V2.0: Mode 2
 Ecosystem: POND, AERL DEVELOPMENT PHASE TEST DEFINITION
 Chemical: TERBUFOS, A, R = 1.25 lb. a. i. / A.
 Basin: COSH15

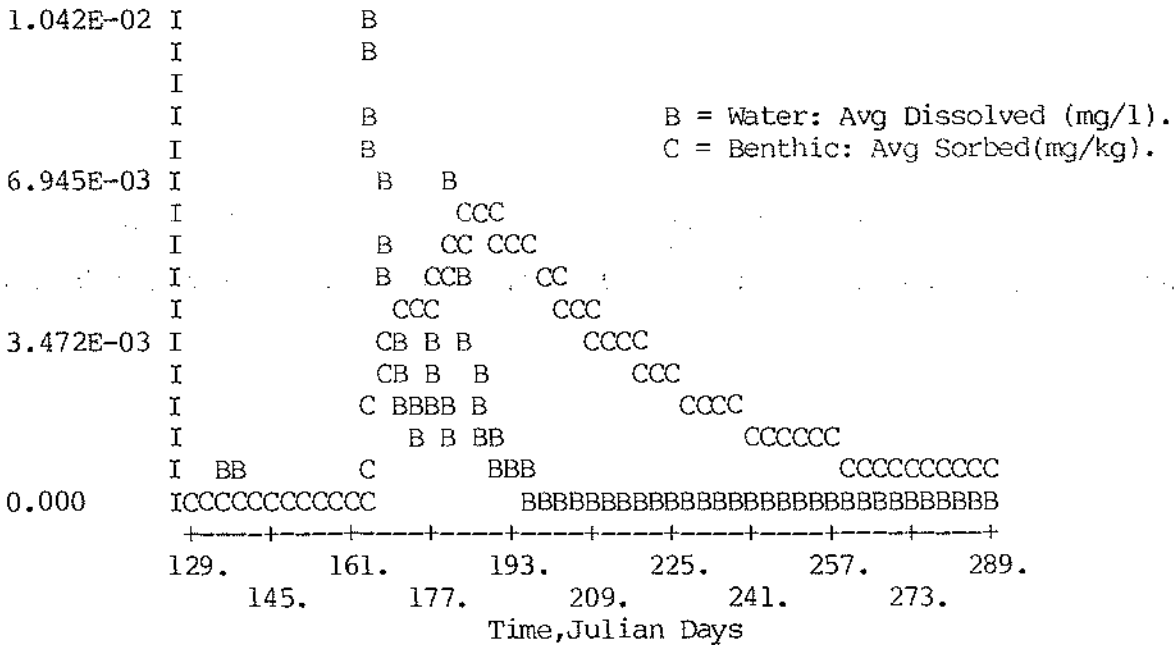
TABLE 16. Simulation results -- time-trace of chemical concentrations.

Time Days	Average Chemical Concentrations				Mass of Chemical	
	Water Column		Bottom Sediments		Water Col	Sediments
	Free(mg/L)	Sed(mg/kg)	Pore(mg/L)	Sed(mg/kg)	Total kg	Total kg
276.	7.010E-06	4.800E-05	9.457E-05	6.475E-04	1.4023E-04	4.608E-04
277.	6.380E-06	4.368E-05	9.210E-05	6.306E-04	1.2762E-04	4.488E-04
278.	5.736E-06	3.927E-05	8.970E-05	6.142E-04	1.1474E-04	4.371E-04
279.	5.103E-06	3.494E-05	8.736E-05	5.982E-04	1.0208E-04	4.257E-04
280.	4.509E-06	3.087E-05	8.508E-05	5.826E-04	9.0201E-05	4.146E-04
281.	3.986E-06	2.730E-05	8.286E-05	5.674E-04	7.9745E-05	4.038E-04
282.	3.571E-06	2.445E-05	8.069E-05	5.525E-04	7.1429E-05	3.932E-04
283.	-4.200E-06	-2.876E-05	7.918E-05	5.421E-04	-8.4017E-05	3.858E-04
284.	-4.342E-06	-2.973E-05	7.710E-05	5.279E-04	-8.6868E-05	3.757E-04
285.	-4.355E-06	-2.982E-05	7.507E-05	5.140E-04	-8.7118E-05	3.658E-04
286.	-4.231E-06	-2.897E-05	7.308E-05	5.004E-04	-8.4639E-05	3.561E-04
287.	-3.970E-06	-2.718E-05	7.113E-05	4.870E-04	-7.9414E-05	3.466E-04
288.	-3.578E-06	-2.450E-05	6.922E-05	4.739E-04	-7.1567E-05	3.373E-04
289.	-3.068E-06	-2.101E-05	6.735E-05	4.612E-04	-6.1377E-05	3.282E-04

Basin: COSH115.

Mass: DAY 129 0.000001 kg
MASS: DAY 134 0.014 kg
MASS: DAY 159 0.001 kg
MASS: DAY 163 0.140 kg
MASS: DAY 164 0.051 kg
MASS: DAY 175 0.051 kg
MASS: DAY 180 0.105 kg
MASS: DAY 189 0.001 kg

System: POND, AERL DEVELOPMENT PHASE TEST DEFINITION
Chemical: TERBUFOS



13

PESTICIDE PARAMETERS

PESTICIDE TITLE = TERBOPUS

KD = 19.0

WASH OFF FRACTION = 1.00

HALF LIFE = 11.0 D

DECAY CONSTANT = 0.00900

APPL EFF = 1.00

INITIAL PESTICIDE ON FOLIAGE (LB/AC)

0.0

INITIAL PESTICIDE ON GROUND (LB/AC)

0.0

ENRICHMENT RATIOS FOR PESTICIDE

1.50

PESTICIDE APPLICATIONS

YEAR DAY LB/AC

1953

121 0.784

160 0.784

1954

1955

1956

1957

120 0.784

160 0.784

1958

1959

1960

1961

120 0.784

158 0.784

1962

1963

1964

1965

120 0.784

160 0.784

1966

1967

1968

1969

120 0.784

160 0.784

Basin: COSH 115
 Chemical: Terbufos
 *Application Rate: 0.784 lb a.i./A

Year	Day	Daily Runoff lb a.i./A	Total Annual Runoff lb a.i./A
53	127	0.003	0.004
57	134	0.008	0.233
	159	0.001	
	163	0.106	
	164	0.029	
	175	0.029	
61	179	0.059	0.006
	152	0.001	
	159	0.004	
65	209	0.001	0.003
	244	0.001	
69	294	0.001	0.201
	128	0.002	
	153	0.001	
	174	0.013	
	175	0.003	
	186	0.145	
	188	0.026	
	201	0.002	
208	0.009		

5 Year Average Total Annual Runoff 0.027 lb/A

*Based on 20% of 3.92 lb a.i./A, the maximum application rate calculated for granular terbufos ("Counter" 15G) allowed on corn (planting time) is 2.4oz, a.i./1000 linear feet of row with 7" band treatment over the rows which are spaced at 20" apart minimum specified in the label directions for corn.

15

EXAMS -- Exposure Analysis Modeling System -- V2.0: Mode 2

Ecosystem: POND, AERL DEVELOPMENT PHASE TEST DEFINITION

Chemical: TERBUEOS ,A.R.= 0.7841b a.i./A. Year 1957.

Basin: COSH 115.

TABLE 16. Simulation results -- time-trace of chemical concentrations.

Time Days	Average Chemical Concentrations				Mass of Chemical	
	Water Column		Bottom Sediments		Water Col	Sediments
	Free(mg/L)	Sed(mg/kg)	Pore(mg/L)	Sed(mg/kg)	Total kg	Total kg
Initial Mass Input	0.000001 kg					
128.	4.999E-08	3.423E-07	0.000	0.000	1.0000E-06	0.000
129.	4.135E-08	2.831E-07	5.937E-10	4.065E-09	8.2707E-07	2.893E-09
130.	3.405E-08	2.332E-07	1.080E-09	7.397E-09	6.8122E-07	5.264E-09
131.	2.813E-08	1.926E-07	1.459E-09	9.987E-09	5.6281E-07	7.108E-09
132.	2.363E-08	1.618E-07	1.725E-09	1.181E-08	4.7264E-07	8.406E-09
133.	1.959E-08	1.341E-07	1.956E-09	1.340E-08	3.9179E-07	9.533E-09
Runoff Mass input	0.009 kg					
134.	4.499E-04	3.081E-03	2.135E-09	1.462E-08	9.0003E-03	1.040E-08
135.	3.716E-04	2.544E-03	5.386E-06	3.688E-05	7.4339E-03	2.624E-05
136.	3.069E-04	2.102E-03	9.689E-06	6.634E-05	6.1402E-03	4.721E-05
137.	2.536E-04	1.736E-03	1.310E-05	8.971E-05	5.0724E-03	6.384E-05
138.	2.087E-04	1.429E-03	1.585E-05	1.085E-04	4.1748E-03	7.723E-05
139.	1.723E-04	1.180E-03	1.793E-05	1.228E-04	3.4472E-03	8.737E-05
140.	1.423E-04	9.745E-04	1.952E-05	1.336E-04	2.8471E-03	9.510E-05
141.	1.176E-04	8.052E-04	2.070E-05	1.417E-04	2.3526E-03	1.009E-04
142.	9.494E-05	6.501E-04	2.174E-05	1.488E-04	1.8993E-03	1.059E-04
143.	7.822E-05	5.356E-04	2.231E-05	1.528E-04	1.5648E-03	1.087E-04
144.	6.456E-05	4.420E-04	2.266E-05	1.552E-04	1.2914E-03	1.104E-04
145.	5.339E-05	3.656E-04	2.283E-05	1.563E-04	1.0681E-03	1.112E-04
146.	4.190E-05	2.869E-04	2.304E-05	1.578E-04	8.3815E-04	1.123E-04
147.	3.448E-05	2.361E-04	2.294E-05	1.571E-04	6.8967E-04	1.118E-04
148.	2.850E-05	1.951E-04	2.274E-05	1.557E-04	5.7007E-04	1.108E-04
149.	2.365E-05	1.619E-04	2.247E-05	1.539E-04	4.7310E-04	1.095E-04
150.	1.839E-05	1.259E-04	2.225E-05	1.524E-04	3.6785E-04	1.084E-04
151.	1.519E-05	1.040E-04	2.188E-05	1.498E-04	3.0381E-04	1.066E-04
152.	1.262E-05	8.640E-05	2.148E-05	1.471E-04	2.5243E-04	1.047E-04
153.	1.053E-05	7.210E-05	2.105E-05	1.441E-04	2.1063E-04	1.026E-04
154.	8.235E-06	5.639E-05	2.066E-05	1.414E-04	1.6474E-04	1.007E-04
155.	6.850E-06	4.690E-05	2.021E-05	1.383E-04	1.3702E-04	9.846E-05
156.	5.733E-06	3.925E-05	1.975E-05	1.352E-04	1.1468E-04	9.622E-05
157.	4.990E-06	3.416E-05	1.927E-05	1.319E-04	9.9814E-05	9.390E-05
158.	4.244E-06	2.906E-05	1.881E-05	1.288E-04	8.4893E-05	9.165E-05
Runoff Mass Input	0.001 kg					
159.	5.362E-05	3.671E-04	1.835E-05	1.257E-04	1.0726E-03	8.942E-05
160.	4.437E-05	3.038E-04	1.850E-05	1.267E-04	8.8757E-04	9.015E-05
161.	3.673E-05	2.515E-04	1.853E-05	1.269E-04	7.3480E-04	9.031E-05
162.	3.042E-05	2.083E-04	1.848E-05	1.265E-04	6.0856E-04	9.003E-05

16

EXAMS -- Exposure Analysis Modeling System -- V2.0: Mode 2
 Ecosystem: POND, AERL DEVELOPMENT PHASE TEST DEFINITION
 Chemical: TERBUFOS

TABLE 16. Simulation results -- time-trace of chemical concentrations.

Time Days	Average Chemical Concentrations				Mass of Chemical	
	Water Column		Bottom Sediments		Water Col	Sediments
	Free(mg/L)	Sed(mg/kg)	Pore(mg/L)	Sed(mg/kg)	Total kg	Total kg
Runoff Mass Input	0.117					
163.	5.874E-03	4.022E-02	1.834E-05	1.256E-04	0.1175	8.938E-05
Runoff Mass Input	0.032					
164.	6.451E-03	4.417E-02	8.814E-05	6.035E-04	0.1291	4.295E-04
165.	5.329E-03	3.649E-02	1.630E-04	1.116E-03	0.1066	7.941E-04
166.	4.402E-03	3.014E-02	2.224E-04	1.522E-03	8.8063E-02	1.083E-03
167.	3.637E-03	2.490E-02	2.691E-04	1.842E-03	7.2750E-02	1.311E-03
168.	3.005E-03	2.058E-02	3.054E-04	2.091E-03	6.0112E-02	1.488E-03
169.	2.482E-03	1.700E-02	3.332E-04	2.281E-03	4.9659E-02	1.624E-03
170.	2.052E-03	1.405E-02	3.540E-04	2.424E-03	4.1046E-02	1.725E-03
171.	1.695E-03	1.161E-02	3.691E-04	2.527E-03	3.3911E-02	1.799E-03
172.	1.402E-03	9.598E-03	3.795E-04	2.598E-03	2.8043E-02	1.849E-03
173.	1.159E-03	7.933E-03	3.861E-04	2.644E-03	2.3177E-02	1.881E-03
174.	9.587E-04	6.564E-03	3.896E-04	2.668E-03	1.9178E-02	1.898E-03
Runoff Mass input	0.032					
175.	2.393E-03	1.638E-02	3.907E-04	2.675E-03	4.7863E-02	1.904E-03
176.	1.978E-03	1.354E-02	4.088E-04	2.799E-03	3.9568E-02	1.992E-03
177.	1.635E-03	1.120E-02	4.215E-04	2.886E-03	3.2716E-02	2.054E-03
178.	1.353E-03	9.262E-03	4.297E-04	2.942E-03	2.7060E-02	2.094E-03
Runoff Mass Input	0.065					
179.	4.368E-03	2.991E-02	4.344E-04	2.974E-03	8.7384E-02	2.117E-03
180.	3.610E-03	2.472E-02	4.750E-04	3.252E-03	7.2215E-02	2.315E-03
181.	2.984E-03	2.043E-02	5.054E-04	3.461E-03	5.9689E-02	2.463E-03
182.	2.467E-03	1.689E-02	5.276E-04	3.612E-03	4.9345E-02	2.571E-03
183.	2.040E-03	1.397E-02	5.429E-04	3.717E-03	4.0804E-02	2.645E-03
184.	1.687E-03	1.155E-02	5.527E-04	3.785E-03	3.3750E-02	2.693E-03
185.	1.395E-03	9.549E-03	5.582E-04	3.822E-03	2.7899E-02	2.720E-03
186.	1.154E-03	7.904E-03	5.599E-04	3.834E-03	2.3091E-02	2.728E-03
187.	9.559E-04	6.545E-03	5.587E-04	3.825E-03	1.9123E-02	2.722E-03
188.	7.896E-04	5.407E-03	5.553E-04	3.802E-03	1.5796E-02	2.706E-03
189.	6.546E-04	4.482E-03	5.498E-04	3.765E-03	1.3095E-02	2.679E-03
190.	5.432E-04	3.719E-03	5.429E-04	3.717E-03	1.0866E-02	2.645E-03
191.	4.488E-04	3.073E-03	5.350E-04	3.663E-03	8.9781E-03	2.607E-03
192.	3.731E-04	2.554E-03	5.260E-04	3.601E-03	7.4628E-03	2.563E-03
193.	3.088E-04	2.114E-03	5.165E-04	3.536E-03	6.1772E-03	2.517E-03
194.	2.572E-04	1.761E-03	5.063E-04	3.467E-03	5.1455E-03	2.467E-03
195.	2.147E-04	1.470E-03	4.958E-04	3.395E-03	4.2957E-03	2.416E-03
196.	1.786E-04	1.223E-03	4.851E-04	3.321E-03	3.5728E-03	2.364E-03
197.	1.496E-04	1.025E-03	4.742E-04	3.247E-03	2.9935E-03	2.311E-03
198.	1.258E-04	8.611E-04	4.633E-04	3.172E-03	2.5157E-03	2.257E-03
199.	1.063E-04	7.280E-04	4.523E-04	3.097E-03	2.1269E-03	2.204E-03
200.	8.993E-05	6.157E-04	4.414E-04	3.022E-03	1.7989E-03	2.151E-03
201.	7.630E-05	5.224E-04	4.306E-04	2.948E-03	1.5263E-03	2.098E-03
202.	6.526E-05	4.468E-04	4.199E-04	2.875E-03	1.3054E-03	2.046E-03
203.	5.577E-05	3.819E-04	4.094E-04	2.803E-03	1.1157E-03	1.995E-03
204.	4.334E-05	2.967E-04	3.995E-04	2.735E-03	8.6691E-04	1.947E-03
205.	3.687E-05	2.524E-04	3.893E-04	2.666E-03	7.3750E-04	1.897E-03

17

EXAMS -- Exposure Analysis Modeling System -- V2.0: Mode 2

Ecosystem: POND, AERL DEVELOPMENT PHASE TEST DEFINITION

Chemical: TERBUFOS

TABLE 16. Simulation results -- time-trace of chemical concentrations.

Time Days	Average Chemical Concentrations				Mass of Chemical	
	Water Column		Bottom Sediments		Water Col	Sediments
	Free(mg/L)	Sed(mg/kg)	Pore(mg/L)	Sed(mg/kg)	Total kg	Total kg
206.	3.163E-05	2.166E-04	3.794E-04	2.597E-03	6.3274E-04	1.849E-03
207.	2.749E-05	1.882E-04	3.696E-04	2.530E-03	5.4986E-04	1.801E-03
208.	2.427E-05	1.662E-04	3.600E-04	2.465E-03	4.8558E-04	1.754E-03
209.	2.174E-05	1.488E-04	3.506E-04	2.401E-03	4.3483E-04	1.708E-03
210.	2.266E-05	1.552E-04	3.412E-04	2.336E-03	4.5339E-04	1.663E-03
211.	2.096E-05	1.435E-04	3.322E-04	2.275E-03	4.1927E-04	1.619E-03
212.	1.958E-05	1.341E-04	3.235E-04	2.215E-03	3.9164E-04	1.576E-03
213.	1.836E-05	1.257E-04	3.150E-04	2.157E-03	3.6733E-04	1.535E-03
214.	1.714E-05	1.173E-04	3.067E-04	2.100E-03	3.4284E-04	1.494E-03
215.	1.826E-05	1.250E-04	2.984E-04	2.043E-03	3.6527E-04	1.454E-03
216.	1.670E-05	1.143E-04	2.906E-04	1.990E-03	3.3406E-04	1.416E-03
217.	1.512E-05	1.035E-04	2.830E-04	1.938E-03	3.0249E-04	1.379E-03
218.	1.358E-05	9.299E-05	2.756E-04	1.887E-03	2.7169E-04	1.343E-03
219.	1.218E-05	8.338E-05	2.684E-04	1.838E-03	2.4360E-04	1.308E-03
220.	1.105E-05	7.566E-05	2.613E-04	1.789E-03	2.2104E-04	1.273E-03
221.	5.388E-06	3.689E-05	2.548E-04	1.745E-03	1.0779E-04	1.242E-03
222.	4.898E-06	3.354E-05	2.481E-04	1.699E-03	9.7985E-05	1.209E-03
223.	4.636E-06	3.174E-05	2.416E-04	1.654E-03	9.2730E-05	1.177E-03
224.	4.579E-06	3.135E-05	2.351E-04	1.610E-03	9.1605E-05	1.146E-03
225.	4.684E-06	3.207E-05	2.289E-04	1.567E-03	9.3696E-05	1.115E-03
226.	3.194E-06	2.187E-05	2.229E-04	1.527E-03	6.3898E-05	1.086E-03
227.	3.455E-06	2.366E-05	2.170E-04	1.486E-03	6.9112E-05	1.057E-03
228.	3.783E-06	2.590E-05	2.112E-04	1.446E-03	7.5669E-05	1.029E-03
229.	4.130E-06	2.828E-05	2.056E-04	1.408E-03	8.2622E-05	1.002E-03
230.	4.443E-06	3.042E-05	2.001E-04	1.370E-03	8.8880E-05	9.751E-04
231.	4.659E-06	3.190E-05	1.948E-04	1.334E-03	9.3202E-05	9.491E-04
232.	6.458E-06	4.422E-05	1.895E-04	1.297E-03	1.2919E-04	9.232E-04
233.	6.419E-06	4.395E-05	1.844E-04	1.263E-03	1.2840E-04	8.987E-04
234.	6.281E-06	4.300E-05	1.795E-04	1.229E-03	1.2564E-04	8.749E-04
235.	6.062E-06	4.151E-05	1.748E-04	1.197E-03	1.2127E-04	8.517E-04
236.	5.800E-06	3.971E-05	1.702E-04	1.165E-03	1.1602E-04	8.292E-04
237.	5.321E-06	3.643E-05	1.657E-04	1.134E-03	1.0644E-04	8.073E-04
238.	5.081E-06	3.479E-05	1.613E-04	1.104E-03	1.0164E-04	7.860E-04
239.	4.832E-06	3.308E-05	1.570E-04	1.075E-03	9.6650E-05	7.652E-04
240.	4.592E-06	3.144E-05	1.529E-04	1.047E-03	9.1859E-05	7.450E-04
241.	4.384E-06	3.002E-05	1.488E-04	1.019E-03	8.7705E-05	7.252E-04
242.	4.232E-06	2.898E-05	1.449E-04	9.921E-04	8.4662E-05	7.060E-04

EXAMS -- Exposure Analysis Modeling System -- V2.0: Mode 2

Ecosystem: POND, AERL DEVELOPMENT PHASE TEST DEFINITION

Chemical: TERBUFOS

TABLE 16. Simulation results -- time-trace of chemical concentrations.

Time Days	Average Chemical Concentrations				Mass of Chemical	
	Water Column		Bottom Sediments		Water Col	Sediments
	Free(mg/L)	Sed(mg/kg)	Pore(mg/L)	Sed(mg/kg)	Total kg	Total kg
243.	-4.735E-06	-3.242E-05	1.418E-04	9.707E-04	-9.4717E-05	6.908E-04
244.	-4.725E-06	-3.235E-05	1.380E-04	9.451E-04	-9.4510E-05	6.726E-04
245.	-4.619E-06	-3.162E-05	1.344E-04	9.200E-04	-9.2395E-05	6.547E-04
246.	-4.409E-06	-3.019E-05	1.308E-04	8.956E-04	-8.8191E-05	6.374E-04
247.	-4.089E-06	-2.800E-05	1.273E-04	8.717E-04	-8.1799E-05	6.204E-04
248.	-3.660E-06	-2.506E-05	1.239E-04	8.485E-04	-7.3216E-05	6.038E-04
249.	-3.127E-06	-2.141E-05	1.206E-04	8.257E-04	-6.2548E-05	5.877E-04
250.	-2.501E-06	-1.712E-05	1.174E-04	8.036E-04	-5.0025E-05	5.719E-04
251.	-1.800E-06	-1.233E-05	1.142E-04	7.819E-04	-3.6015E-05	5.565E-04
252.	-1.052E-06	-7.202E-06	1.111E-04	7.608E-04	-2.1041E-05	5.414E-04
253.	-1.081E-05	-7.404E-05	1.090E-04	7.462E-04	-2.1631E-04	5.310E-04
254.	-9.941E-06	-6.807E-05	1.060E-04	7.261E-04	-1.9886E-04	5.167E-04
255.	-9.007E-06	-6.167E-05	1.032E-04	7.065E-04	-1.8019E-04	5.028E-04
256.	-8.025E-06	-5.495E-05	1.004E-04	6.874E-04	-1.6054E-04	4.892E-04
257.	-7.009E-06	-4.799E-05	9.766E-05	6.687E-04	-1.4021E-04	4.759E-04
258.	-5.975E-06	-4.091E-05	9.501E-05	6.505E-04	-1.1953E-04	4.629E-04
259.	-4.941E-06	-3.383E-05	9.242E-05	6.328E-04	-9.8845E-05	4.503E-04
260.	-3.928E-06	-2.689E-05	8.990E-05	6.155E-04	-7.8574E-05	4.380E-04
261.	-2.957E-06	-2.025E-05	8.744E-05	5.987E-04	-5.9154E-05	4.261E-04
262.	-3.925E-06	-2.687E-05	8.523E-05	5.836E-04	-7.8516E-05	4.153E-04
263.	-3.059E-06	-2.095E-05	8.291E-05	5.677E-04	-6.1194E-05	4.040E-04
264.	-2.240E-06	-1.533E-05	8.065E-05	5.522E-04	-4.4801E-05	3.930E-04
265.	-1.478E-06	-1.012E-05	7.846E-05	5.372E-04	-2.9558E-05	3.823E-04
266.	-7.844E-07	-5.371E-06	7.632E-05	5.226E-04	-1.5691E-05	3.719E-04
267.	-1.716E-07	-1.175E-06	7.425E-05	5.084E-04	-3.4325E-06	3.618E-04
268.	3.489E-07	2.389E-06	7.224E-05	4.947E-04	6.9797E-06	3.520E-04
269.	7.649E-07	5.237E-06	7.029E-05	4.813E-04	1.5302E-05	3.425E-04
270.	1.064E-06	7.285E-06	6.841E-05	4.684E-04	2.1284E-05	3.333E-04
271.	1.233E-06	8.445E-06	6.658E-05	4.558E-04	2.4672E-05	3.244E-04
272.	8.232E-06	5.636E-05	6.425E-05	4.400E-04	1.6466E-04	3.131E-04
273.	8.181E-06	5.601E-05	6.254E-05	4.282E-04	1.6365E-04	3.047E-04
274.	8.031E-06	5.499E-05	6.088E-05	4.168E-04	1.6066E-04	2.966E-04
275.	7.786E-06	5.331E-05	5.927E-05	4.058E-04	1.5576E-04	2.888E-04
276.	7.449E-06	5.100E-05	5.771E-05	3.951E-04	1.4901E-04	2.812E-04
277.	7.025E-06	4.810E-05	5.619E-05	3.848E-04	1.4052E-04	2.738E-04
278.	6.520E-06	4.464E-05	5.473E-05	3.747E-04	1.3042E-04	2.667E-04

EXAMS -- EXposure Analysis Modeling System -- V2.0: Mode 2
 Ecosystem: POND, AERL DEVELOPMENT PHASE TEST DEFINITION
 Chemical: TERBUFOS


TABLE 16. Simulation results -- time-trace of chemical concentrations.

Time Days	Average Chemical Concentrations				Mass of Chemical	
	Water Column		Bottom Sediments		Water Col	Sediments
	Free(mg/L)	Sed(mg/kg)	Porc(mg/L)	Sed(mg/kg)	Total kg	Total kg
279.	5.941E-06	4.068E-05	5.331E-05	3.650E-04	1.1884E-04	2.598E-04
280.	5.297E-06	3.627E-05	5.194E-05	3.556E-04	1.0596E-04	2.531E-04
281.	1.110E-05	7.603E-05	5.009E-05	3.430E-04	2.2212E-04	2.441E-04
282.	1.036E-05	7.091E-05	4.880E-05	3.341E-04	2.0716E-04	2.378E-04
283.	9.571E-06	6.554E-05	4.755E-05	3.256E-04	1.9147E-04	2.317E-04
284.	8.762E-06	6.000E-05	4.633E-05	3.172E-04	1.7528E-04	2.258E-04
285.	7.942E-06	5.438E-05	4.515E-05	3.092E-04	1.5887E-04	2.200E-04
286.	7.124E-06	4.877E-05	4.401E-05	3.013E-04	1.4250E-04	2.144E-04
287.	6.323E-06	4.329E-05	4.289E-05	2.937E-04	1.2649E-04	2.090E-04
288.	5.556E-06	3.805E-05	4.180E-05	2.862E-04	1.1115E-04	2.037E-04
289.	4.841E-06	3.315E-05	4.074E-05	2.789E-04	9.6839E-05	1.985E-04
290.	2.925E-06	2.003E-05	3.981E-05	2.726E-04	5.8505E-05	1.940E-04
291.	2.340E-06	1.602E-05	3.880E-05	2.656E-04	4.6809E-05	1.891E-04
292.	1.812E-06	1.240E-05	3.781E-05	2.589E-04	3.6241E-05	1.842E-04
293.	1.347E-06	9.223E-06	3.684E-05	2.522E-04	2.6944E-05	1.795E-04
294.	9.527E-07	6.523E-06	3.589E-05	2.458E-04	1.9059E-05	1.749E-04
295.	6.358E-07	4.354E-06	3.496E-05	2.394E-04	1.2719E-05	1.704E-04
296.	4.027E-07	2.757E-06	3.406E-05	2.332E-04	8.0552E-06	1.659E-04
297.	2.596E-07	1.777E-06	3.316E-05	2.271E-04	5.1922E-06	1.616E-04
298.	2.125E-07	1.455E-06	3.229E-05	2.211E-04	4.2504E-06	1.573E-04
299.	2.672E-07	1.830E-06	3.143E-05	2.152E-04	5.3455E-06	1.531E-04
300.	-5.633E-06	-3.857E-05	3.108E-05	2.128E-04	-1.1268E-04	1.514E-04

20

MASS: DAY 120 0.000001
 MASS: DAY 134 0.009
 MASS: DAY 159 0.001
 MASS: DAY 163 0.117
 MASS: DAY 164 0.032
 MASS: DAY 175 0.032
 MASS: DAY 179 0.065

System: POND, AERL DEVELOPMENT PHASE TEST DEFINITION
 Chemical: TERBUFOS,A.R. =0.784lb a.i/A, 1957 .
 Basin: COSH115



21

PESTICIDE PARAMETERS

PESTICIDE TITLE = TERBOFOS

KD = 19.0

WASH OFF FRACTION = 1.00

HALF LIFE = 11.0 D

DECAY CONSTANT = 0.00900

APPL EFF = 1.00

INITIAL PESTICIDE ON FOLIAGE (LB/AC)

0.0

INITIAL PESTICIDE ON GROUND (LB/AC)

0.0

ENRICHMENT RATIOS FOR PESTICIDE

1.50

PESTICIDE APPLICATIONS

YEAR	DAY	LB/AC
------	-----	-------

1970		
------	--	--

	100	0.784
--	-----	-------

	140	0.784
--	-----	-------

1971		
------	--	--

	100	0.784
--	-----	-------

	139	0.784
--	-----	-------

22

Basin: Tifton
Chemical: Terbufos

*Application rate - 0.784 lb a.i./A

Year	Day	Daily Runoff lb a.i./A	Total Runoff lb a.i./A
70	145	0.006	0.065
	148	0.040	
	149	0.005	
	185	0.007	
	220	0.001	
	233	0.001	
	239	0.004	
71	120	0.010	0.024
	128	0.001	
	168	0.005	
	183	0.001	
	185	0.006	

Two Year Average Annual Runoff

0.045

*Based on 20% 3.92 lb a.i./A; the maximum application rate calculated for granular terbufos ("counter 15G") allowed on corn is 2.4 oz. a.i./1000 linear feet of row with 7" band treatment over the rows, which were spaced at 20" apart minimum specified in the label directions for corn.

23

EXAMS -- Exposure Analysis Modeling System -- V2.0: Mode 2
 Ecosystem: POND, AERL DEVELOPMENT PHASE TEST DEFINITION
 Chemical: TERBUFOS A.R. = 0.784lb a.i./A. Year 1970.
 Basin: Tifton

TABLE 16. Simulation results -- time-trace of chemical concentrations.

Time Days	Average Chemical Concentrations				Mass of Chemical	
	Water Column		Bottom Sediments		Water Col	Sediments
	Free(mg/L)	Sed(mg/kg)	Pore(mg/L)	Sed(mg/kg)	Total kg	Total kg
Initial Mass Input	0.000001					
140.	4.999E-08	3.423E-07	0.000	0.000	1.0000E-06	0.000
141.	4.135E-08	2.831E-07	5.937E-10	4.065E-09	8.2707E-07	2.893E-09
142.	3.405E-08	2.332E-07	1.080E-09	7.397E-09	6.8122E-07	5.264E-09
143.	2.813E-08	1.926E-07	1.459E-09	9.987E-09	5.6281E-07	7.108E-09
144.	2.363E-08	1.618E-07	1.725E-09	1.181E-08	4.7264E-07	8.406E-09
Runoff Mass Input	0.007					
145.	3.499E-04	2.396E-03	1.956E-09	1.340E-08	7.0004E-03	9.533E-09
146.	2.890E-04	1.979E-03	4.189E-06	2.868E-05	5.7820E-03	2.041E-05
147.	2.388E-04	1.635E-03	7.535E-06	5.160E-05	4.7761E-03	3.672E-05
Runoff Mass Input	0.044					
148.	2.397E-03	1.641E-02	1.019E-05	6.978E-05	4.7945E-02	4.966E-05
Runoff Mass Input	0.006					
149.	2.280E-03	1.561E-02	3.860E-05	2.643E-04	4.5601E-02	1.881E-04
150.	1.883E-03	1.289E-02	6.484E-05	4.439E-04	3.7668E-02	3.159E-04
151.	1.556E-03	1.065E-02	8.563E-05	5.863E-04	3.1117E-02	4.173E-04
152.	1.285E-03	8.800E-03	1.019E-04	6.980E-04	2.5709E-02	4.968E-04
153.	1.062E-03	7.270E-03	1.146E-04	7.846E-04	2.1241E-02	5.584E-04
154.	8.776E-04	6.009E-03	1.242E-04	8.505E-04	1.7555E-02	6.053E-04
155.	7.252E-04	4.966E-03	1.314E-04	8.997E-04	1.4507E-02	6.403E-04
156.	5.994E-04	4.104E-03	1.366E-04	9.350E-04	1.1991E-02	6.654E-04
157.	4.957E-04	3.394E-03	1.401E-04	9.590E-04	9.9165E-03	6.825E-04
158.	4.100E-04	2.807E-03	1.422E-04	9.739E-04	8.2012E-03	6.931E-04
159.	3.393E-04	2.323E-03	1.433E-04	9.813E-04	6.7867E-03	6.984E-04
160.	2.813E-04	1.926E-03	1.435E-04	9.825E-04	5.6277E-03	6.992E-04
161.	2.331E-04	1.596E-03	1.430E-04	9.791E-04	4.6627E-03	6.968E-04
162.	1.932E-04	1.323E-03	1.419E-04	9.719E-04	3.8650E-03	6.917E-04
163.	1.613E-04	1.104E-03	1.404E-04	9.610E-04	3.2263E-03	6.839E-04
164.	1.340E-04	9.174E-04	1.385E-04	9.483E-04	2.6801E-03	6.749E-04
165.	1.113E-04	7.623E-04	1.364E-04	9.338E-04	2.2271E-03	6.646E-04
166.	9.256E-05	6.338E-04	1.341E-04	9.179E-04	1.8516E-03	6.532E-04
167.	7.795E-05	5.338E-04	1.315E-04	9.003E-04	1.5594E-03	6.407E-04
168.	6.507E-05	4.455E-04	1.289E-04	8.824E-04	1.3016E-03	6.280E-04
169.	5.435E-05	3.722E-04	1.262E-04	8.640E-04	1.0873E-03	6.149E-04
170.	4.628E-05	3.168E-04	1.234E-04	8.448E-04	9.2570E-04	6.012E-04
171.	3.888E-05	2.662E-04	1.206E-04	8.259E-04	7.7775E-04	5.877E-04
172.	3.270E-05	2.239E-04	1.178E-04	8.068E-04	6.5421E-04	5.742E-04
173.	2.755E-05	1.886E-04	1.151E-04	7.878E-04	5.5113E-04	5.607E-04

EXAMS --- Exposure Analysis Modeling System --- V2.0: Mode 2

Ecosystem: POND, AERL DEVELOPMENT PHASE TEST DEFINITION

TABLE 16. Simulation results -- time-trace of chemical concentrations.

Time Days	Average Chemical Concentrations				Mass of Chemical	
	Water Column		Bottom Sediments		Water Col	Sediments
	Free(mg/L)	Sed(mg/kg)	Pore(mg/L)	Sed(mg/kg)	Total kg	Total kg
174.	2.381E-05	1.630E-04	1.123E-04	7.686E-04	4.7627E-04	5.470E-04
175.	2.021E-05	1.384E-04	1.095E-04	7.499E-04	4.0429E-04	5.337E-04
176.	1.719E-05	1.177E-04	1.068E-04	7.314E-04	3.4390E-04	5.205E-04
177.	1.492E-05	1.022E-04	1.041E-04	7.130E-04	2.9850E-04	5.075E-04
178.	1.282E-05	8.779E-05	1.015E-04	6.951E-04	2.5649E-04	4.947E-04
179.	1.106E-05	7.572E-05	9.894E-05	6.775E-04	2.2122E-04	4.821E-04
180.	9.582E-06	6.561E-05	9.642E-05	6.602E-04	1.9168E-04	4.698E-04
181.	8.266E-06	5.660E-05	9.395E-05	6.433E-04	1.6536E-04	4.578E-04
182.	7.237E-06	4.955E-05	9.153E-05	6.267E-04	1.4476E-04	4.460E-04
183.	6.381E-06	4.369E-05	8.915E-05	6.104E-04	1.2764E-04	4.344E-04
184.	4.088E-06	2.799E-05	8.696E-05	5.954E-04	8.1774E-05	4.238E-04
Runoff	Mass Input	0.008				
185.	4.034E-04	2.762E-03	8.470E-05	5.799E-04	8.0703E-03	4.127E-04
186.	3.336E-04	2.284E-03	8.725E-05	5.974E-04	6.6734E-03	4.251E-04
187.	2.759E-04	1.889E-03	8.890E-05	6.087E-04	5.5198E-03	4.332E-04
188.	2.283E-04	1.563E-03	8.981E-05	6.150E-04	4.5663E-03	4.376E-04
189.	1.889E-04	1.294E-03	9.013E-05	6.171E-04	3.7796E-03	4.392E-04
190.	1.563E-04	1.070E-03	8.998E-05	6.161E-04	3.1272E-03	4.385E-04
191.	1.295E-04	8.868E-04	8.944E-05	6.124E-04	2.5908E-03	4.358E-04
192.	1.074E-04	7.352E-04	8.858E-05	6.065E-04	2.1481E-03	4.316E-04
193.	8.893E-05	6.089E-04	8.750E-05	5.991E-04	1.7790E-03	4.264E-04
194.	7.385E-05	5.057E-04	8.621E-05	5.903E-04	1.4773E-03	4.201E-04
195.	5.946E-05	4.071E-04	8.494E-05	5.816E-04	1.1895E-03	4.139E-04
196.	4.921E-05	3.369E-04	8.339E-05	5.710E-04	9.8436E-04	4.063E-04
197.	4.080E-05	2.794E-04	8.176E-05	5.598E-04	8.1620E-04	3.984E-04
198.	3.394E-05	2.324E-04	8.006E-05	5.482E-04	6.7895E-04	3.901E-04
199.	2.835E-05	1.941E-04	7.832E-05	5.362E-04	5.6721E-04	3.816E-04
200.	2.048E-05	1.402E-04	7.682E-05	5.260E-04	4.0970E-04	3.743E-04
201.	1.690E-05	1.157E-04	7.503E-05	5.137E-04	3.3805E-04	3.656E-04
202.	1.410E-05	9.655E-05	7.323E-05	5.014E-04	2.8208E-04	3.569E-04
203.	1.192E-05	8.163E-05	7.144E-05	4.891E-04	2.3848E-04	3.481E-04
204.	7.994E-06	5.473E-05	6.984E-05	4.782E-04	1.5990E-04	3.403E-04
205.	6.624E-06	4.536E-05	6.808E-05	4.662E-04	1.3251E-04	3.318E-04
206.	5.610E-06	3.841E-05	6.635E-05	4.543E-04	1.1223E-04	3.233E-04
207.	4.871E-06	3.335E-05	6.464E-05	4.426E-04	9.7449E-05	3.150E-04
208.	4.319E-06	2.957E-05	6.296E-05	4.311E-04	8.6404E-05	3.068E-04
209.	3.001E-06	2.055E-05	6.139E-05	4.203E-04	6.0038E-05	2.991E-04
210.	2.653E-06	1.817E-05	5.978E-05	4.093E-04	5.3072E-05	2.913E-04
211.	2.401E-06	1.644E-05	5.821E-05	3.986E-04	4.8020E-05	2.837E-04
212.	2.219E-06	1.519E-05	5.668E-05	3.881E-04	4.4381E-05	2.762E-04
213.	2.083E-06	1.426E-05	5.518E-05	3.778E-04	4.1671E-05	2.689E-04
214.	1.476E-06	1.010E-05	5.377E-05	3.681E-04	2.9522E-05	2.620E-04
215.	1.402E-06	9.598E-06	5.234E-05	3.584E-04	2.8040E-05	2.551E-04

EXAMS -- Exposure Analysis Modeling System -- V2.0: Mode 2
 Ecosystem: POND, AERL DEVELOPMENT PHASE TEST DEFINITION
 Chemical: TERBUFOS

TABLE 16. Simulation results -- time-trace of chemical concentrations.

Time Days	Average Chemical Concentrations				Mass of Chemical	
	Water Column		Bottom Sediments		Water Col	Sediments
	Free(mg/L)	Sed(mg/kg)	Pore(mg/L)	Sed(mg/kg)	Total kg	Total kg
216.	1.355E-06	9.277E-06	5.096E-05	3.489E-04	2.7103E-05	2.483E-04
217.	1.329E-06	9.100E-06	4.961E-05	3.397E-04	2.6588E-05	2.417E-04
218.	3.446E-06	2.359E-05	4.812E-05	3.295E-04	6.8931E-05	2.345E-04
219.	3.443E-06	2.357E-05	4.684E-05	3.207E-04	6.8869E-05	2.282E-04
Runoff	Mass Input	0.001				
220.	5.344E-05	3.659E-04	4.559E-05	3.121E-04	1.0689E-03	2.221E-04
221.	4.434E-05	3.036E-04	4.500E-05	3.081E-04	8.8702E-04	2.193E-04
222.	3.683E-05	2.522E-04	4.432E-05	3.035E-04	7.3675E-04	2.160E-04
223.	3.062E-05	2.096E-04	4.357E-05	2.983E-04	6.1250E-04	2.123E-04
224.	2.549E-05	1.745E-04	4.277E-05	2.928E-04	5.0995E-04	2.084E-04
225.	2.125E-05	1.455E-04	4.192E-05	2.871E-04	4.2510E-04	2.043E-04
226.	1.774E-05	1.215E-04	4.105E-05	2.811E-04	3.5493E-04	2.000E-04
227.	1.558E-05	1.067E-04	4.010E-05	2.746E-04	3.1168E-04	1.954E-04
228.	1.317E-05	9.020E-05	3.920E-05	2.684E-04	2.6353E-04	1.910E-04
229.	1.117E-05	7.649E-05	3.830E-05	2.622E-04	2.2347E-04	1.866E-04
230.	9.495E-06	6.501E-05	3.739E-05	2.560E-04	1.8994E-04	1.822E-04
231.	8.081E-06	5.533E-05	3.650E-05	2.499E-04	1.6166E-04	1.778E-04
232.	6.879E-06	4.710E-05	3.561E-05	2.438E-04	1.3761E-04	1.735E-04
Runoff	Mass Input	0.001				
233.	5.296E-05	3.626E-04	3.497E-05	2.394E-04	1.0594E-03	1.704E-04
234.	4.390E-05	3.006E-04	3.466E-05	2.373E-04	8.7817E-04	1.689E-04
235.	3.642E-05	2.494E-04	3.426E-05	2.346E-04	7.2850E-04	1.669E-04
236.	3.023E-05	2.070E-04	3.377E-05	2.312E-04	6.0477E-04	1.646E-04
237.	2.513E-05	1.721E-04	3.323E-05	2.275E-04	5.0270E-04	1.619E-04
238.	2.091E-05	1.432E-04	3.263E-05	2.234E-04	4.1825E-04	1.590E-04
Runoff	Mass Input	0.001				
239.	2.174E-04	1.488E-03	3.201E-05	2.192E-04	4.3484E-03	1.560E-04
240.	1.797E-04	1.230E-03	3.375E-05	2.311E-04	3.5945E-03	1.644E-04
241.	1.486E-04	1.017E-03	3.499E-05	2.396E-04	2.9720E-03	1.705E-04
242.	1.229E-04	8.413E-04	3.583E-05	2.453E-04	2.4579E-03	1.746E-04
243.	1.017E-04	6.961E-04	3.634E-05	2.488E-04	2.0336E-03	1.771E-04
244.	8.414E-05	5.761E-04	3.658E-05	2.504E-04	1.6831E-03	1.782E-04
245.	6.967E-05	4.770E-04	3.660E-05	2.506E-04	1.3936E-03	1.783E-04
246.	5.786E-05	3.962E-04	3.644E-05	2.495E-04	1.1574E-03	1.775E-04
247.	4.797E-05	3.284E-04	3.615E-05	2.475E-04	9.5959E-04	1.761E-04
248.	3.979E-05	2.724E-04	3.575E-05	2.448E-04	7.9590E-04	1.742E-04
249.	3.324E-05	2.276E-04	3.525E-05	2.414E-04	6.6485E-04	1.718E-04
250.	2.763E-05	1.392E-04	3.470E-05	2.376E-04	5.5278E-04	1.691E-04
251.	2.299E-05	1.574E-04	3.410E-05	2.335E-04	4.5984E-04	1.661E-04
252.	1.932E-05	1.323E-04	3.344E-05	2.290E-04	3.8653E-04	1.630E-04
253.	1.613E-05	1.105E-04	3.277E-05	2.244E-04	3.2272E-04	1.597E-04
254.	1.348E-05	9.231E-05	3.208E-05	2.197E-04	2.6968E-04	1.563E-04
255.	1.128E-05	7.723E-05	3.138E-05	2.149E-04	2.2564E-04	1.529E-04

26

-Cont-

EXAMS --- Exposure Analysis Modeling System --- V2.0: Mode 2
 Ecosystem: POND, AERIAL DEVELOPMENT PHASE TEST DEFINITION
 Chemical: TERBUFOS

TABLE 16. Simulation results -- time-trace of chemical concentrations.

Time Days	Average Chemical Concentrations				Mass of Chemical	
	Water Column		Bottom Sediments		Water Col.	Sediments
	Free(mg/L)	Sed(mg/kg)	Pore(mg/L)	Sed(mg/kg)	Total kg	Total kg
256.	9.575E-06	6.556E-05	3.067E-05	2.100E-04	1.9154E-04	1.494E-04
257.	8.054E-06	5.515E-05	2.996E-05	2.051E-04	1.6112E-04	1.460E-04
258.	6.788E-06	4.648E-05	2.925E-05	2.003E-04	1.3579E-04	1.425E-04
259.	6.897E-06	4.723E-05	2.845E-05	1.948E-04	1.3798E-04	1.386E-04
260.	6.013E-06	4.117E-05	2.775E-05	1.900E-04	1.2029E-04	1.352E-04
261.	5.261E-06	3.602E-05	2.706E-05	1.853E-04	1.0525E-04	1.319E-04
262.	4.609E-06	3.156E-05	2.639E-05	1.807E-04	9.2203E-05	1.286E-04
263.	4.030E-06	2.760E-05	2.573E-05	1.762E-04	8.0626E-05	1.254E-04
264.	3.504E-06	2.399E-05	2.508E-05	1.717E-04	7.0090E-05	1.222E-04
265.	2.458E-06	1.683E-05	2.449E-05	1.677E-04	4.9168E-05	1.193E-04
266.	2.013E-06	1.378E-05	2.387E-05	1.635E-04	4.0266E-05	1.163E-04
267.	1.616E-06	1.106E-05	2.327E-05	1.593E-04	3.2321E-05	1.134E-04
268.	1.273E-06	8.716E-06	2.268E-05	1.553E-04	2.5464E-05	1.105E-04
269.	9.959E-07	6.819E-06	2.210E-05	1.513E-04	1.9921E-05	1.077E-04
270.	7.999E-07	5.477E-06	2.152E-05	1.474E-04	1.6002E-05	1.049E-04
271.	7.045E-07	4.824E-06	2.096E-05	1.435E-04	1.4093E-05	1.021E-04
272.	-2.012E-06	-1.378E-05	2.062E-05	1.412E-04	-4.0247E-05	1.005E-04
273.	-1.925E-06	-1.318E-05	2.007E-05	1.374E-04	-3.8514E-05	9.781E-05
274.	-1.765E-06	-1.209E-05	1.953E-05	1.337E-04	-3.5309E-05	9.518E-05
275.	-1.544E-06	-1.057E-05	1.900E-05	1.301E-04	-3.0884E-05	9.259E-05
276.	-1.281E-06	-8.772E-06	1.848E-05	1.265E-04	-2.5628E-05	9.005E-05
277.	-1.004E-06	-6.876E-06	1.797E-05	1.230E-04	-2.0090E-05	8.756E-05
278.	-1.242E-06	-8.507E-06	1.752E-05	1.199E-04	-2.4855E-05	8.535E-05
279.	-9.730E-07	-6.662E-06	1.703E-05	1.166E-04	-1.9465E-05	8.299E-05
280.	-7.031E-07	-4.814E-06	1.656E-05	1.134E-04	-1.4065E-05	8.070E-05
281.	-4.475E-07	-3.064E-06	1.610E-05	1.103E-04	-8.9515E-06	7.846E-05
282.	-2.231E-07	-1.527E-06	1.566E-05	1.072E-04	-4.4623E-06	7.630E-05
283.	-4.913E-08	-3.364E-07	1.523E-05	1.043E-04	-9.8289E-07	7.421E-05
284.	4.539E-06	3.108E-05	1.445E-05	9.897E-05	9.0801E-05	7.043E-05
285.	4.568E-06	3.128E-05	1.406E-05	9.626E-05	9.1377E-05	6.851E-05
286.	4.530E-06	3.102E-05	1.368E-05	9.367E-05	9.0615E-05	6.666E-05
287.	4.422E-06	3.028E-05	1.332E-05	9.118E-05	8.8456E-05	6.489E-05
288.	4.244E-06	2.906E-05	1.297E-05	8.879E-05	8.4891E-05	6.319E-05
289.	3.998E-06	2.737E-05	1.264E-05	8.652E-05	7.9971E-05	6.157E-05
290.	3.690E-06	2.527E-05	1.232E-05	8.434E-05	7.3816E-05	6.002E-05
291.	3.330E-06	2.280E-05	1.201E-05	8.225E-05	6.6617E-05	5.853E-05
292.	2.932E-06	2.007E-05	1.172E-05	8.024E-05	5.8645E-05	5.710E-05
293.	2.512E-06	1.720E-05	1.144E-05	7.830E-05	5.0255E-05	5.573E-05
294.	3.531E-06	2.418E-05	1.104E-05	7.562E-05	7.0637E-05	5.382E-05
295.	3.072E-06	2.103E-05	1.078E-05	7.382E-05	6.1448E-05	5.254E-05
296.	2.603E-06	1.782E-05	1.053E-05	7.208E-05	5.2077E-05	5.130E-05
297.	2.140E-06	1.466E-05	1.028E-05	7.039E-05	4.2817E-05	5.009E-05

27

EXAMS -- Exposure Analysis Modeling System -- V2.0: Mode 2
 Ecosystem: POND, AERL DEVELOPMENT PHASE TEST DEFINITION
 Chemical: TERBUFOS

TABLE 16. Simulation results -- time-trace of chemical concentrations.

Time Days	Average Chemical Concentrations				Mass of Chemical	
	Water Column		Bottom Sediments		Water Col	Sediments
	Free(mg/L)	Sed(mg/kg)	Pore(mg/L)	Sed(mg/kg)	Total kg	Total kg
298.	1.700E-06	1.164E-05	1.004E-05	6.874E-05	3.4006E-05	4.892E-05
299.	1.301E-06	8.906E-06	9.802E-06	6.711E-05	2.6020E-05	4.776E-05
300.	9.639E-07	6.600E-06	9.566E-06	6.550E-05	1.9282E-05	4.662E-05
301.	7.128E-07	4.881E-06	9.331E-06	6.389E-05	1.4259E-05	4.547E-05
302.	5.731E-07	3.924E-06	9.094E-06	6.227E-05	1.1464E-05	4.431E-05
303.	-7.177E-06	-4.914E-05	9.480E-06	6.491E-05	-1.4358E-04	4.619E-05
304.	-7.109E-06	-4.867E-05	9.239E-06	6.326E-05	-1.4221E-04	4.502E-05
305.	-6.942E-06	-4.753E-05	8.995E-06	6.159E-05	-1.3886E-04	4.383E-05
306.	-6.673E-06	-4.569E-05	8.750E-06	5.991E-05	-1.3350E-04	4.264E-05
307.	-6.304E-06	-4.316E-05	8.503E-06	5.822E-05	-1.2610E-04	4.143E-05
308.	-5.835E-06	-3.995E-05	8.253E-06	5.651E-05	-1.1673E-04	4.021E-05
309.	-5.274E-06	-3.611E-05	8.001E-06	5.478E-05	-1.0549E-04	3.899E-05
310.	-4.627E-06	-3.168E-05	7.748E-06	5.305E-05	-9.2565E-05	3.776E-05
311.	-3.908E-06	-2.676E-05	7.494E-06	5.131E-05	-7.8185E-05	3.652E-05
312.	-8.954E-06	-6.131E-05	7.713E-06	5.281E-05	-1.7912E-04	3.758E-05
313.	-8.116E-06	-5.557E-05	7.460E-06	5.108E-05	-1.6234E-04	3.635E-05
314.	-7.235E-06	-4.954E-05	7.208E-06	4.936E-05	-1.4474E-04	3.513E-05
315.	-6.333E-06	-4.336E-05	6.960E-06	4.765E-05	-1.2669E-04	3.391E-05
316.	-5.432E-06	-3.720E-05	6.716E-06	4.598E-05	-1.0867E-04	3.273E-05
317.	-4.559E-06	-3.122E-05	6.479E-06	4.436E-05	-9.1199E-05	3.157E-05
318.	-3.743E-06	-2.563E-05	6.251E-06	4.280E-05	-7.4882E-05	3.046E-05
319.	-3.019E-06	-2.067E-05	6.034E-06	4.132E-05	-6.0402E-05	2.940E-05
320.	-2.426E-06	-1.661E-05	5.833E-06	3.994E-05	-4.8522E-05	2.842E-05
321.	6.197E-06	4.243E-05	4.984E-06	3.413E-05	1.2397E-04	2.429E-05
322.	6.525E-06	4.467E-05	4.812E-06	3.295E-05	1.3052E-04	2.345E-05
323.	6.725E-06	4.604E-05	4.654E-06	3.187E-05	1.3452E-04	2.268E-05
324.	6.786E-06	4.647E-05	4.512E-06	3.089E-05	1.3575E-04	2.198E-05
325.	6.701E-06	4.588E-05	4.384E-06	3.002E-05	1.3405E-04	2.136E-05
326.	6.463E-06	4.425E-05	4.273E-06	2.926E-05	1.2929E-04	2.082E-05
327.	6.067E-06	4.154E-05	4.178E-06	2.861E-05	1.2137E-04	2.036E-05
328.	5.512E-06	3.774E-05	4.099E-06	2.807E-05	1.1027E-04	1.997E-05
329.	4.800E-06	3.287E-05	4.037E-06	2.764E-05	9.6020E-05	1.967E-05
330.	8.830E-06	6.046E-05	3.592E-06	2.460E-05	1.7663E-04	1.751E-05
331.	7.859E-06	5.381E-05	3.557E-06	2.436E-05	1.5721E-04	1.733E-05
332.	6.805E-06	4.660E-05	3.531E-06	2.418E-05	1.3614E-04	1.721E-05
333.	5.704E-06	3.905E-05	3.512E-06	2.405E-05	1.1410E-04	1.712E-05
334.	4.596E-06	3.147E-05	3.497E-06	2.394E-05	9.1947E-05	1.704E-05
335.	3.534E-06	2.420E-05	3.481E-06	2.383E-05	7.0704E-05	1.696E-05
336.	2.578E-06	1.765E-05	3.458E-06	2.368E-05	5.1576E-05	1.685E-05
337.	1.798E-06	1.231E-05	3.424E-06	2.345E-05	3.5969E-05	1.669E-05
338.	1.275E-06	8.730E-06	3.372E-06	2.309E-05	2.5505E-05	1.643E-05
339.	-2.261E-05	-1.548E-04	5.217E-06	3.572E-05	-4.5233E-04	2.542E-05

28

EXAMS -- Exposure Analysis Modeling System -- V2.0: Mode 2
 Ecosystem: POND, AERL DEVELOPMENT PHASE TEST DEFINITION
 Chemical: TERBUFOS, A.R = 0.784lb a.i/A. Year 1970.
 Basin: Tifton.

TABLE 16. Simulation results -- time-trace of chemical concentrations.

Time Days	Average Chemical Concentrations				Mass of Chemical	
	Water Column		Bottom Sediments		Water Col	Sediments
	Free(mg/L)	Sed(mg/kg)	Pore(mg/L)	Sed(mg/kg)	Total kg	Total kg
340.	-2.254E-05	-1.544E-04	5.122E-06	3.507E-05	-4.5097E-04	2.496E-05
341.	-2.219E-05	-1.520E-04	5.006E-06	3.428E-05	-4.4397E-04	2.440E-05
342.	-2.154E-05	-1.475E-04	4.869E-06	3.333E-05	-4.3091E-04	2.372E-05
343.	-2.057E-05	-1.408E-04	4.707E-06	3.223E-05	-4.1150E-04	2.294E-05
344.	-1.928E-05	-1.320E-04	4.522E-06	3.096E-05	-3.8567E-04	2.203E-05
345.	-1.767E-05	-1.210E-04	4.313E-06	2.953E-05	-3.5353E-04	2.102E-05
346.	-1.577E-05	-1.080E-04	4.083E-06	2.795E-05	-3.1546E-04	1.989E-05
347.	-1.360E-05	-9.314E-05	3.833E-06	2.624E-05	-2.7213E-04	1.868E-05
348.	-8.654E-06	-5.925E-05	3.359E-06	2.300E-05	-1.7311E-04	1.637E-05
349.	-6.113E-06	-4.185E-05	3.082E-06	2.110E-05	-1.2228E-04	1.502E-05
350.	-3.489E-06	-2.389E-05	2.801E-06	1.918E-05	-6.9803E-05	1.365E-05
351.	-8.853E-07	-6.062E-06	2.523E-06	1.728E-05	-1.7711E-05	1.229E-05
352.	1.576E-06	1.079E-05	2.258E-06	1.546E-05	3.1535E-05	1.101E-05
353.	3.748E-06	2.566E-05	2.019E-06	1.383E-05	7.4975E-05	9.839E-06
354.	5.455E-06	3.735E-05	1.819E-06	1.246E-05	1.0912E-04	8.864E-06
355.	6.493E-06	4.446E-05	1.675E-06	1.147E-05	1.2989E-04	8.162E-06
356.	6.629E-06	4.539E-05	1.606E-06	1.099E-05	1.3261E-04	7.824E-06
357.	1.396E-05	9.561E-05	9.540E-07	6.532E-06	2.7934E-04	4.649E-06
358.	1.236E-05	8.464E-05	1.029E-06	7.043E-06	2.4728E-04	5.013E-06
359.	1.043E-05	7.140E-05	1.132E-06	7.749E-06	2.0859E-04	5.515E-06
360.	8.426E-06	5.770E-05	1.242E-06	8.501E-06	1.6856E-04	6.050E-06
361.	6.736E-06	4.612E-05	1.328E-06	9.090E-06	1.3476E-04	6.469E-06
362.	3.387E-08	2.319E-07	1.822E-06	1.247E-05	6.7747E-07	8.876E-06
363.	-7.813E-07	-5.349E-06	1.839E-06	1.259E-05	-1.5629E-05	8.963E-06
364.	-1.219E-06	-8.345E-06	1.828E-06	1.251E-05	-2.4380E-05	8.906E-06
365.	-1.292E-06	-8.847E-06	1.788E-06	1.224E-05	-2.5847E-05	8.712E-06

MASS: DAY 140 0.000001 kg
 MASS: DAY 145 0.007 kg
 MASS: DAY 148 0.044 kg
 MASS: DAY 149 0.006 kg
 MASS: DAY 185 0.008 kg
 MASS: DAY 220 0.001 kg
 MASS: DAY 233 0.001 kg
 MASS: DAY 239 0.004 kg

System: POND, AERL DEVELOPMENT PHASE TEST DEFINITION

Chemical: TERBUFOS : A.R. = 0.784lb a.i./A.Year 1970.

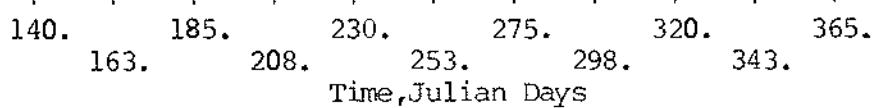
Basin: Tifton

2.397E-03 I B
 I B
 I
 I B
 I

1.598E-03 I B
 I
 I B
 I B
 I CCCC

7.989E-04 I B CCC
 I CCB CCCCCC
 I C B B CCCC
 I BC B B CCCCC CC
 I B BB BB CCBCCCCCCCCCCC

0.000 ICCB BBBB BBB



B= Average dissolved(mg/l).
 C= Average sorbed(mg/kg)

PESTICIDE PARAMETERS

PESTICIDE TITLE = TERBOFOS

KD = 19.0

WASH OFF FRACTION = 1.00

HALF LIFE = 11.0 D

DECAY CONSTANT = 0.00900

APPL EFF = 1.00

INITIAL PESTICIDE ON FOLIAGE (LB/AC)

0.0

INITIAL PESTICIDE ON GROUND (LB/AC)

0.0

ENRICHMENT RATIOS FOR PESTICIDE

1.50

PESTICIDE APPLICATIONS

YEAR	DAY	LB/AC
1970	100	1.250
	140	1.250
1971	100	1.250
	139	1.250

1970

100 1.250

140 1.250

1971

100 1.250

139 1.250

Basin: Tifton
 Chemical: Terbufos
 *Application rate - 1.25 a.i. lb/A

Year	Day	Daily Runoff lb a.i./A	Total Annual Runoff lb a.i./A
70	145	0.010	0.103
	148	0.064	
	149	0.008	
	185	0.011	
	220	0.001	
	233	0.002	
	239	0.007	
	292	0.001	
71	120	0.017	0.039
	128	0.002	
	168	0.007	
	183	0.002	
	185	0.009	
	354	0.001	

Two Year Average Annual Runoff 0.071

*Based on 32% of 3.92 lb a.i./A.; the maximum application rate calculated for granular terbufos ("counter 15G") allowed on corn is 2.4 oz. a.i./1000 linear feet of row with 7" band treatment over the rows, which were spaced at 20" apart minimum specified in the label directions for corn.

32

EXAMS -- Exposure Analysis Modeling System -- V2.0: Mode 2
 Ecosystem: POND, AERL DEVELOPMENT PHASE TEST DEFINITION
 Chemical: TERBUFOS, A.R = 1.25lb a.i/A.year 1970.
 Basin: Tifton

TABLE 16. Simulation results -- time-trace of chemical concentrations.

Time Days	Average Chemical Concentrations				Mass of Chemical	
	Water Column		Bottom Sediments		Water Col	Sediments
	Free(mg/L)	Sed(mg/kg)	Pore(mg/L)	Sed(mg/kg)	Total kg	Total kg
Initial Mass Input	0.000001 kg					
140.	4.999E-08	3.423E-07	0.000	0.000	1.0000E-06	0.000
141.	4.135E-08	2.831E-07	5.937E-10	4.065E-09	8.2707E-07	2.893E-09
142.	3.405E-08	2.332E-07	1.080E-09	7.397E-09	6.8122E-07	5.264E-09
143.	2.813E-08	1.926E-07	1.459E-09	9.987E-09	5.6281E-07	7.108E-09
144.	2.363E-08	1.618E-07	1.725E-09	1.181E-08	4.7264E-07	8.406E-09
Runoff Mass Input	0.011					
145.	5.499E-04	3.765E-03	1.956E-09	1.340E-08	1.1000E-02	9.533E-09
146.	4.542E-04	3.110E-03	6.582E-06	4.507E-05	9.0858E-03	3.207E-05
147.	3.752E-04	2.569E-03	1.184E-05	8.107E-05	7.5049E-03	5.770E-05
Runoff Mass Input	0.070 kg					
148.	3.809E-03	2.608E-02	1.601E-05	1.096E-04	7.6200E-02	7.802E-05
Runoff Mass Input	0.009 kg					
149.	3.596E-03	2.462E-02	6.116E-05	4.188E-04	7.1939E-02	2.980E-04
150.	2.971E-03	2.034E-02	1.026E-04	7.022E-04	5.9424E-02	4.997E-04
151.	2.454E-03	1.680E-02	1.353E-04	9.267E-04	4.9090E-02	6.595E-04
152.	2.027E-03	1.388E-02	1.611E-04	1.103E-03	4.0558E-02	7.849E-04
153.	1.675E-03	1.147E-02	1.810E-04	1.239E-03	3.3513E-02	8.820E-04
154.	1.383E-03	9.472E-03	1.963E-04	1.344E-03	2.7673E-02	9.565E-04
155.	1.143E-03	7.829E-03	2.076E-04	1.421E-03	2.2873E-02	1.011E-03
156.	9.427E-04	6.455E-03	2.159E-04	1.478E-03	1.8858E-02	1.052E-03
157.	7.793E-04	5.336E-03	2.214E-04	1.516E-03	1.5589E-02	1.079E-03
158.	6.446E-04	4.414E-03	2.248E-04	1.539E-03	1.2895E-02	1.095E-03
159.	5.309E-04	3.635E-03	2.267E-04	1.552E-03	1.0620E-02	1.104E-03
160.	4.393E-04	3.008E-03	2.269E-04	1.554E-03	8.7879E-03	1.106E-03
161.	3.639E-04	2.492E-03	2.261E-04	1.548E-03	7.2793E-03	1.102E-03
162.	2.998E-04	2.053E-03	2.245E-04	1.537E-03	5.9968E-03	1.094E-03
163.	2.485E-04	1.702E-03	2.221E-04	1.521E-03	4.9715E-03	1.082E-03
164.	2.063E-04	1.413E-03	2.191E-04	1.500E-03	4.1268E-03	1.068E-03
165.	1.703E-04	1.166E-03	2.158E-04	1.477E-03	3.4074E-03	1.051E-03
166.	1.416E-04	9.698E-04	2.120E-04	1.452E-03	2.8333E-03	1.033E-03
167.	1.183E-04	8.102E-04	2.080E-04	1.424E-03	2.3669E-03	1.013E-03
168.	9.874E-05	6.761E-04	2.038E-04	1.395E-03	1.9752E-03	9.931E-04
169.	8.253E-05	5.651E-04	1.995E-04	1.366E-03	1.6510E-03	9.721E-04
170.	6.941E-05	4.753E-04	1.951E-04	1.336E-03	1.3886E-03	9.507E-04
171.	5.822E-05	3.986E-04	1.907E-04	1.306E-03	1.1645E-03	9.292E-04
172.	4.891E-05	3.349E-04	1.863E-04	1.275E-03	9.7831E-04	9.076E-04
173.	3.638E-05	2.491E-04	1.822E-04	1.248E-03	7.2777E-04	8.880E-04
174.	3.015E-05	2.064E-04	1.778E-04	1.218E-03	6.0311E-04	8.666E-04
175.	2.518E-05	1.724E-04	1.735E-04	1.188E-03	5.0377E-04	8.452E-04

EXAMS -- Exposure Analysis Modeling System -- V2.0; Mode 2
 Ecosystem: POND, AERL DEVELOPMENT PHASE TEST DEFINITION
 Chemical: TERBUFOS, A.R. = 1.25lb a.i./A. Year 1970

TABLE 16. Simulation results -- time-trace of chemical concentrations.

Time Days	Average Chemical Concentrations				Mass of Chemical	
	Water Column		Bottom Sediments		Water Col	Sediments
	Free(mg/L)	Sed(mg/kg)	Pore(mg/L)	Sed(mg/kg)	Total kg	Total kg
176.	2.133E-05	1.460E-04	1.691E-04	1.158E-03	4.2664E-04	8.241E-04
177.	1.837E-05	1.258E-04	1.648E-04	1.129E-03	3.6749E-04	8.032E-04
178.	1.925E-05	1.318E-04	1.604E-04	1.098E-03	3.8501E-04	7.814E-04
179.	1.729E-05	1.184E-04	1.562E-04	1.070E-03	3.4588E-04	7.613E-04
180.	1.577E-05	1.080E-04	1.522E-04	1.042E-03	3.1548E-04	7.415E-04
181.	1.453E-05	9.946E-05	1.482E-04	1.015E-03	2.9058E-04	7.222E-04
182.	1.338E-05	9.160E-05	1.443E-04	9.883E-04	2.6761E-04	7.033E-04
183.	1.213E-05	8.305E-05	1.406E-04	9.626E-04	2.4263E-04	6.851E-04
184.	1.330E-05	9.107E-05	1.367E-04	9.363E-04	2.6607E-04	6.663E-04
Runoff	Mass Input	0.012				
185.	6.116E-04	4.188E-03	1.332E-04	9.121E-04	1.2235E-02	6.491E-04
186.	5.058E-04	3.463E-03	1.370E-04	9.377E-04	1.0118E-02	6.674E-04
187.	4.184E-04	2.864E-03	1.393E-04	9.540E-04	8.3688E-03	6.789E-04
188.	3.462E-04	2.370E-03	1.406E-04	9.626E-04	6.9248E-03	6.851E-04
189.	2.855E-04	1.955E-03	1.410E-04	9.657E-04	5.7104E-03	6.873E-04
190.	2.362E-04	1.618E-03	1.407E-04	9.633E-04	4.7259E-03	6.855E-04
191.	1.956E-04	1.340E-03	1.397E-04	9.568E-04	3.9137E-03	6.809E-04
192.	1.622E-04	1.110E-03	1.383E-04	9.472E-04	3.2441E-03	6.741E-04
193.	1.314E-04	8.999E-04	1.368E-04	9.368E-04	2.6292E-03	6.667E-04
194.	1.088E-04	7.447E-04	1.347E-04	9.226E-04	2.1758E-03	6.566E-04
195.	9.023E-05	6.178E-04	1.324E-04	9.068E-04	1.8050E-03	6.454E-04
196.	7.508E-05	5.140E-04	1.300E-04	8.899E-04	1.5018E-03	6.333E-04
197.	5.943E-05	4.069E-04	1.276E-04	8.739E-04	1.1889E-03	6.219E-04
198.	4.934E-05	3.378E-04	1.249E-04	8.555E-04	9.8692E-04	6.088E-04
199.	4.119E-05	2.821E-04	1.222E-04	8.366E-04	8.2405E-04	5.954E-04
200.	3.459E-05	2.368E-04	1.194E-04	8.175E-04	6.9190E-04	5.818E-04
201.	2.740E-05	1.876E-04	1.167E-04	7.993E-04	5.4811E-04	5.688E-04
202.	2.301E-05	1.576E-04	1.139E-04	7.802E-04	4.6037E-04	5.552E-04
203.	1.949E-05	1.334E-04	1.112E-04	7.611E-04	3.8981E-04	5.416E-04
204.	1.661E-05	1.137E-04	1.084E-04	7.422E-04	3.3230E-04	5.282E-04
205.	1.345E-05	9.209E-05	1.058E-04	7.241E-04	2.6904E-04	5.153E-04
206.	1.152E-05	7.889E-05	1.031E-04	7.058E-04	2.3048E-04	5.023E-04
207.	9.959E-06	6.819E-05	1.004E-04	6.878E-04	1.9922E-04	4.895E-04
208.	8.903E-06	6.096E-05	9.785E-05	6.700E-04	1.7810E-04	4.768E-04
209.	7.844E-06	5.371E-05	9.532E-05	6.527E-04	1.5691E-04	4.645E-04
210.	6.963E-06	4.768E-05	9.285E-05	6.358E-04	1.3929E-04	4.524E-04
211.	6.214E-06	4.255E-05	9.044E-05	6.192E-04	1.2431E-04	4.407E-04
212.	5.910E-06	4.047E-05	8.805E-05	6.029E-04	1.1823E-04	4.291E-04
213.	5.317E-06	3.640E-05	8.575E-05	5.872E-04	1.0636E-04	4.179E-04
214.	4.782E-06	3.274E-05	8.351E-05	5.718E-04	9.5652E-05	4.069E-04
215.	4.309E-06	2.950E-05	8.133E-05	5.569E-04	8.6199E-05	3.963E-04
216.	1.159E-06	7.939E-06	7.942E-05	5.438E-04	2.3195E-05	3.870E-04
217.	8.475E-07	5.803E-06	7.734E-05	5.295E-04	1.6954E-05	3.769E-04
218.	6.084E-07	4.165E-06	7.531E-05	5.156E-04	1.2170E-05	3.669E-04
219.	4.468E-07	3.059E-06	7.332E-05	5.020E-04	8.9371E-06	3.573E-04

31

- CONT -

Chemical: TERBUFOS

TABLE 16. Simulation results -- time-trace of chemical concentrations.

Time Days	Average Chemical Concentrations				Mass of Chemical	
	Water Column		Bottom Sediments		Water Col	Sediments
	Free(mg/L)	Sed(mg/kg)	Pore(mg/L)	Sed(mg/kg)	Total kg	Total kg
Runoff Mass Input	0.001 kg					
220.	5.036E-05	3.448E-04	7.138E-05	4.888E-04	1.0073E-03	3.478E-04
221.	4.192E-05	2.870E-04	7.007E-05	4.798E-04	8.3848E-04	3.414E-04
222.	3.494E-05	2.392E-04	6.869E-05	4.703E-04	6.9888E-04	3.347E-04
223.	2.917E-05	1.997E-04	6.726E-05	4.605E-04	5.8347E-04	3.277E-04
224.	2.440E-05	1.670E-04	6.580E-05	4.506E-04	4.8803E-04	3.206E-04
225.	2.050E-05	1.403E-04	6.432E-05	4.404E-04	4.1001E-04	3.134E-04
226.	1.723E-05	1.179E-04	6.284E-05	4.303E-04	3.4458E-04	3.062E-04
227.	1.451E-05	9.937E-05	6.136E-05	4.201E-04	2.9033E-04	2.990E-04
228.	1.226E-05	8.397E-05	5.988E-05	4.100E-04	2.4533E-04	2.918E-04
229.	1.055E-05	7.224E-05	5.841E-05	3.999E-04	2.1105E-04	2.846E-04
230.	8.998E-06	6.161E-05	5.696E-05	3.900E-04	1.8000E-04	2.776E-04
231.	7.702E-06	5.273E-05	5.554E-05	3.803E-04	1.5406E-04	2.706E-04
232.	6.617E-06	4.530E-05	5.414E-05	3.707E-04	1.3236E-04	2.638E-04
Runoff Mass Input	0.002 kg					
233.	1.059E-04	7.252E-04	5.275E-05	3.611E-04	2.1189E-03	2.570E-04
234.	8.773E-05	6.007E-04	5.260E-05	3.601E-04	1.7549E-03	2.563E-04
235.	7.270E-05	4.977E-04	5.223E-05	3.576E-04	1.4542E-03	2.545E-04
236.	6.028E-05	4.127E-04	5.170E-05	3.540E-04	1.2059E-03	2.519E-04
237.	5.002E-05	3.425E-04	5.103E-05	3.494E-04	1.0007E-03	2.487E-04
238.	4.172E-05	2.856E-04	5.025E-05	3.440E-04	8.3451E-04	2.448E-04
Rnnoff Mass Input	0.008 kg					
239.	4.346E-04	2.976E-03	4.939E-05	3.382E-04	8.6944E-03	2.407E-04
240.	3.592E-04	2.459E-03	5.327E-05	3.647E-04	7.1856E-03	2.596E-04
241.	2.969E-04	2.033E-03	5.613E-05	3.843E-04	5.9398E-03	2.735E-04
242.	2.455E-04	1.681E-03	5.818E-05	3.984E-04	4.9104E-03	2.835E-04
243.	2.030E-04	1.390E-03	5.955E-05	4.078E-04	4.0611E-03	2.902E-04
244.	1.678E-04	1.149E-03	6.039E-05	4.135E-04	3.3576E-03	2.943E-04
245.	1.389E-04	9.511E-04	6.078E-05	4.162E-04	2.7786E-03	2.962E-04
246.	1.149E-04	7.865E-04	6.082E-05	4.164E-04	2.2979E-03	2.964E-04
247.	9.515E-05	6.515E-04	6.056E-05	4.147E-04	1.9033E-03	2.951E-04
248.	7.731E-05	5.294E-04	6.020E-05	4.122E-04	1.5466E-03	2.933E-04
249.	6.388E-05	4.374E-04	5.952E-05	4.076E-04	1.2779E-03	2.900E-04
250.	5.284E-05	3.618E-04	5.871E-05	4.020E-04	1.0570E-03	2.861E-04
251.	4.379E-05	2.998E-04	5.777E-05	3.956E-04	8.7596E-04	2.815E-04
252.	3.639E-05	2.491E-04	5.675E-05	3.885E-04	7.2789E-04	2.765E-04
253.	2.765E-05	1.893E-04	5.587E-05	3.826E-04	5.5317E-04	2.723E-04
254.	2.279E-05	1.561E-04	5.473E-05	3.747E-04	4.5593E-04	2.667E-04
255.	1.892E-05	1.295E-04	5.354E-05	3.666E-04	3.7844E-04	2.609E-04
256.	1.583E-05	1.084E-04	5.233E-05	3.583E-04	3.1671E-04	2.550E-04
257.	1.146E-05	7.846E-05	5.127E-05	3.510E-04	2.2923E-04	2.498E-04
258.	9.462E-06	6.478E-05	5.004E-05	3.427E-04	1.8927E-04	2.439E-04

35

-CONT-

Basin: Tifton.

Chemical: TERBUFOS

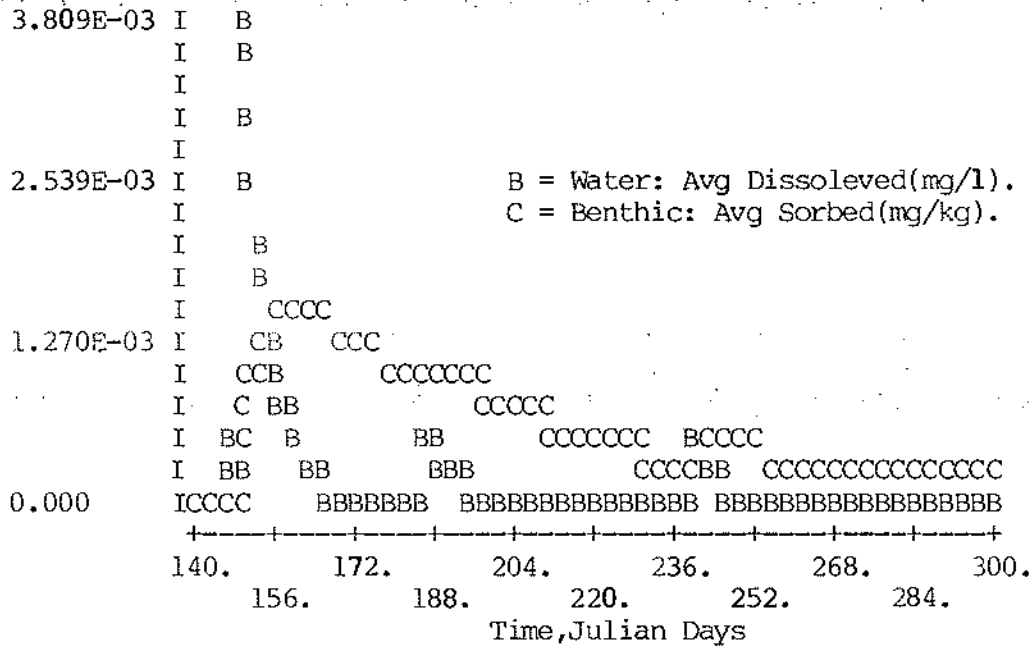
TABLE 16. Simulation results -- time-trace of chemical concentrations.

Time Days	Average Chemical Concentrations				Mass of Chemical	
	Water Column		Bottom Sediments		Water Col.	Sediments
	Free(mg/L)	Sed(mg/kg)	Pore(mg/L)	Sed(mg/kg)	Total kg	Total kg
259.	7.917E-06	5.421E-05	4.882E-05	3.343E-04	1.5838E-04	2.379E-04
260.	6.726E-06	4.605E-05	4.761E-05	3.260E-04	1.3455E-04	2.320E-04
261.	5.780E-06	3.958E-05	4.641E-05	3.178E-04	1.1563E-04	2.261E-04
262.	4.152E-06	2.843E-05	4.530E-05	3.102E-04	8.3053E-05	2.207E-04
263.	3.553E-06	2.433E-05	4.414E-05	3.022E-04	7.1071E-05	2.151E-04
264.	3.095E-06	2.119E-05	4.300E-05	2.944E-04	6.1906E-05	2.095E-04
265.	2.741E-06	1.877E-05	4.188E-05	2.868E-04	5.4826E-05	2.041E-04
266.	2.000E-06	1.369E-05	4.083E-05	2.795E-04	4.0006E-05	1.989E-04
267.	1.779E-06	1.218E-05	3.976E-05	2.722E-04	3.5585E-05	1.937E-04
268.	1.614E-06	1.105E-05	3.871E-05	2.651E-04	3.2284E-05	1.886E-04
269.	1.492E-06	1.022E-05	3.769E-05	2.581E-04	2.9848E-05	1.837E-04
270.	1.400E-06	9.585E-06	3.670E-05	2.513E-04	2.8004E-05	1.788E-04
271.	1.459E-06	9.991E-06	3.572E-05	2.446E-04	2.9191E-05	1.741E-04
272.	1.401E-06	9.591E-06	3.477E-05	2.381E-04	2.8022E-05	1.694E-04
273.	1.347E-06	9.225E-06	3.385E-05	2.318E-04	2.6951E-05	1.650E-04
274.	1.288E-06	8.820E-06	3.296E-05	2.257E-04	2.5767E-05	1.606E-04
275.	5.201E-06	3.561E-05	3.177E-05	2.175E-04	1.0403E-04	1.548E-04
276.	5.099E-06	3.491E-05	3.092E-05	2.117E-04	1.0201E-04	1.507E-04
277.	4.963E-06	3.398E-05	3.010E-05	2.061E-04	9.9290E-05	1.467E-04
278.	4.785E-06	3.276E-05	2.931E-05	2.007E-04	9.5718E-05	1.428E-04
279.	4.557E-06	3.120E-05	2.854E-05	1.954E-04	9.1156E-05	1.391E-04
280.	4.275E-06	2.927E-05	2.780E-05	1.903E-04	8.5522E-05	1.354E-04
281.	3.940E-06	2.698E-05	2.708E-05	1.854E-04	7.8810E-05	1.319E-04
282.	3.555E-06	2.434E-05	2.638E-05	1.806E-04	7.1117E-05	1.286E-04
283.	3.133E-06	2.145E-05	2.571E-05	1.760E-04	6.2669E-05	1.253E-04
284.	5.546E-06	3.797E-05	2.483E-05	1.700E-04	1.1094E-04	1.210E-04
285.	5.063E-06	3.467E-05	2.420E-05	1.657E-04	1.0128E-04	1.179E-04
286.	4.552E-06	3.117E-05	2.358E-05	1.615E-04	9.1061E-05	1.149E-04
287.	4.026E-06	2.756E-05	2.299E-05	1.574E-04	8.0527E-05	1.120E-04
288.	3.498E-06	2.395E-05	2.242E-05	1.535E-04	6.9974E-05	1.092E-04
289.	2.987E-06	2.046E-05	2.186E-05	1.497E-04	5.9761E-05	1.065E-04
290.	2.515E-06	1.722E-05	2.131E-05	1.459E-04	5.0318E-05	1.038E-04
291.	2.107E-06	1.442E-05	2.077E-05	1.422E-04	4.2143E-05	1.012E-04
Runoff	Mass Input	0.001 kg				
292.	5.178E-05	3.545E-04	2.024E-05	1.386E-04	1.0358E-03	9.864E-05
293.	4.286E-05	2.935E-04	2.032E-05	1.391E-04	8.5737E-04	9.901E-05
294.	3.549E-05	2.430E-04	2.029E-05	1.389E-04	7.1001E-04	9.885E-05
295.	2.941E-05	2.013E-04	2.017E-05	1.381E-04	5.8825E-04	9.827E-05
296.	2.439E-05	1.670E-04	1.998E-05	1.368E-04	4.8783E-04	9.734E-05
297.	2.023E-05	1.385E-04	1.973E-05	1.351E-04	4.0476E-04	9.614E-05
298.	1.680E-05	1.150E-04	1.944E-05	1.331E-04	3.3612E-04	9.474E-05
299.	1.481E-05	1.014E-04	1.905E-05	1.305E-04	2.9627E-04	9.284E-05
300.	1.246E-05	8.533E-05	1.871E-05	1.281E-04	2.4929E-04	9.115E-05

36

Mass: DAY 140 0.000001 kg
 MASS: DAY 145 0.011 kg
 MASS: DAY 148 0.070 kg
 MASS: DAY 149 0.009 kg
 MASS: DAY 185 0.012 kg
 MASS: DAY 220 0.001 kg
 MASS: DAY 233 0.002 kg
 MASS: DAY 239 0.008 kg
 MASS: DAY 292 0.001 kg

System: POND, AERL DEVELOPMENT PHASE TEST DEFINITION
 Chemical: TERBUFOS, A.R. = 1.25lb a.i/A, 1970
 Basin: Tifton



EXAMS -- Exposure Analysis Modeling System -- V2.0: Mode 2

Ecosystem: POND, AERL DEVELOPMENT PHASE TEST DEFINITION

Chemical: TERBUFOS, A R. = 1.25lb a.i./A, Year 1971

Basin: Tifton

TABLE 16. Simulation results -- time-trace of chemical concentrations.

Time Days	Average Chemical Concentrations				Mass of Chemical	
	Water Column		Bottom Sediments		Water Col	Sediments
	Free(mg/L)	Sed(mg/kg)	Pore(mg/L)	Sed(mg/kg)	Total kg	Total kg
Initial Input Mass	0.000001					
115.	4.999E-08	3.423E-07	0.000	0.000	1.0000E-06	0.000
116.	4.135E-08	2.831E-07	5.937E-10	4.065E-09	8.2707E-07	2.893E-09
117.	3.405E-08	2.332E-07	1.080E-09	7.397E-09	6.8122E-07	5.264E-09
118.	2.813E-08	1.926E-07	1.459E-09	9.987E-09	5.6281E-07	7.108E-09
119.	2.363E-08	1.618E-07	1.725E-09	1.181E-08	4.7264E-07	8.406E-09
Runoff Input Mass	0.018					
120.	8.998E-04	6.161E-03	1.956E-09	1.340E-08	1.8000E-02	9.533E-09
121.	7.432E-04	5.089E-03	1.077E-05	7.374E-05	1.4868E-02	5.248E-05
122.	6.139E-04	4.203E-03	1.937E-05	1.327E-04	1.2281E-02	9.440E-05
123.	5.069E-04	3.471E-03	2.622E-05	1.795E-04	1.0141E-02	1.277E-04
124.	4.188E-04	2.867E-03	3.158E-05	2.162E-04	8.3776E-03	1.539E-04
125.	3.460E-04	2.369E-03	3.574E-05	2.447E-04	6.9223E-03	1.742E-04
126.	2.853E-04	1.954E-03	3.898E-05	2.669E-04	5.7076E-03	1.899E-04
127.	2.358E-04	1.614E-03	4.135E-05	2.831E-04	4.7168E-03	2.015E-04
Runoff Input Mass	0.002					
128.	2.949E-04	2.019E-03	4.306E-05	2.948E-04	5.8997E-03	2.098E-04
129.	2.438E-04	1.669E-03	4.543E-05	3.111E-04	4.8768E-03	2.214E-04
130.	2.016E-04	1.380E-03	4.713E-05	3.227E-04	4.0321E-03	2.296E-04
131.	1.667E-04	1.142E-03	4.827E-05	3.305E-04	3.3351E-03	2.352E-04
132.	1.379E-04	9.444E-04	4.897E-05	3.353E-04	2.7591E-03	2.386E-04
133.	1.141E-04	7.815E-04	4.930E-05	3.376E-04	2.2832E-03	2.402E-04
134.	9.455E-05	6.474E-04	4.934E-05	3.378E-04	1.8913E-03	2.404E-04
135.	7.832E-05	5.363E-04	4.915E-05	3.365E-04	1.5667E-03	2.395E-04
136.	6.492E-05	4.445E-04	4.876E-05	3.339E-04	1.2986E-03	2.376E-04
137.	5.395E-05	3.694E-04	4.822E-05	3.302E-04	1.0792E-03	2.350E-04
138.	4.479E-05	3.066E-04	4.757E-05	3.257E-04	8.9590E-04	2.318E-04
139.	3.721E-05	2.547E-04	4.683E-05	3.206E-04	7.4426E-04	2.282E-04
140.	3.104E-05	2.125E-04	4.601E-05	3.150E-04	6.2097E-04	2.242E-04
141.	2.585E-05	1.770E-04	4.514E-05	3.091E-04	5.1711E-04	2.200E-04
142.	2.276E-05	1.558E-04	4.414E-05	3.022E-04	4.5522E-04	2.151E-04
143.	1.920E-05	1.314E-04	4.321E-05	2.959E-04	3.8398E-04	2.106E-04
144.	1.623E-05	1.111E-04	4.227E-05	2.894E-04	3.2464E-04	2.060E-04
145.	1.374E-05	9.409E-05	4.131E-05	2.829E-04	2.7489E-04	2.013E-04
146.	1.164E-05	7.968E-05	4.036E-05	2.763E-04	2.3278E-04	1.967E-04
147.	9.838E-06	6.736E-05	3.941E-05	2.698E-04	1.9680E-04	1.920E-04
148.	1.102E-05	7.546E-05	3.825E-05	2.619E-04	2.2047E-04	1.864E-04
149.	9.634E-06	6.596E-05	3.732E-05	2.556E-04	1.9272E-04	1.819E-04
150.	8.372E-06	5.732E-05	3.642E-05	2.493E-04	1.6747E-04	1.774E-04
151.	7.212E-06	4.938E-05	3.553E-05	2.433E-04	1.4427E-04	1.731E-04

EXAMS -- Exposure Analysis Modeling System -- V2.0: Mode 2
 Ecosystem: POND, AERL DEVELOPMENT PHASE TEST DEFINITION
 Chemical: TERBUFOS

TABLE 16. Simulation results -- time-trace of chemical concentrations.

Time Days	Average Chemical Concentrations				Mass of Chemical	
	Water Column		Bottom Sediments		Water Col.	Sediments
	Free(mg/L)	Sed(mg/kg)	Pore(mg/L)	Sed(mg/kg)	Total kg	Total kg
152.	6.157E-06	4.216E-05	3.466E-05	2.373E-04	1.2317E-04	1.689E-04
153.	4.055E-06	2.776E-05	3.389E-05	2.321E-04	8.1109E-05	1.652E-04
154.	3.262E-06	2.234E-05	3.305E-05	2.263E-04	6.5260E-05	1.611E-04
155.	2.581E-06	1.767E-05	3.222E-05	2.206E-04	5.1636E-05	1.570E-04
156.	2.025E-06	1.387E-05	3.141E-05	2.151E-04	4.0518E-05	1.531E-04
157.	1.613E-06	1.104E-05	3.061E-05	2.096E-04	3.2267E-05	1.491E-04
158.	1.364E-06	9.342E-06	2.981E-05	2.041E-04	2.7294E-05	1.453E-04
159.	3.608E-07	2.470E-06	2.910E-05	1.993E-04	7.2174E-06	1.418E-04
160.	3.597E-07	2.463E-06	2.833E-05	1.940E-04	7.1961E-06	1.380E-04
161.	4.163E-07	2.851E-06	2.757E-05	1.888E-04	8.3280E-06	1.344E-04
162.	5.004E-07	3.426E-06	2.684E-05	1.837E-04	1.0010E-05	1.308E-04
163.	5.778E-07	3.956E-06	2.612E-05	1.788E-04	1.1557E-05	1.273E-04
164.	1.201E-06	8.226E-06	2.537E-05	1.737E-04	2.4034E-05	1.236E-04
165.	1.204E-06	8.247E-06	2.470E-05	1.691E-04	2.4094E-05	1.203E-04
166.	1.190E-06	8.149E-06	2.404E-05	1.646E-04	2.3807E-05	1.172E-04
167.	1.156E-06	7.915E-06	2.340E-05	1.603E-04	2.3125E-05	1.140E-04
Runoff	Input Mass	0.008				
168.	4.010E-04	2.746E-03	2.279E-05	1.560E-04	8.0220E-03	1.110E-04
169.	3.313E-04	2.269E-03	2.697E-05	1.847E-04	6.6279E-03	1.314E-04
170.	2.738E-04	1.875E-03	3.021E-05	2.069E-04	5.4768E-03	1.472E-04
171.	2.262E-04	1.549E-03	3.268E-05	2.238E-04	4.5258E-03	1.592E-04
172.	1.870E-04	1.280E-03	3.451E-05	2.363E-04	3.7411E-03	1.682E-04
173.	1.545E-04	1.058E-03	3.583E-05	2.453E-04	3.0915E-03	1.746E-04
174.	1.278E-04	8.751E-04	3.671E-05	2.514E-04	2.5566E-03	1.789E-04
175.	1.042E-04	7.132E-04	3.738E-05	2.560E-04	2.0836E-03	1.822E-04
176.	8.597E-05	5.886E-04	3.764E-05	2.577E-04	1.7197E-03	1.834E-04
177.	7.101E-05	4.862E-04	3.767E-05	2.580E-04	1.4206E-03	1.836E-04
178.	5.875E-05	4.023E-04	3.752E-05	2.569E-04	1.1752E-03	1.828E-04
179.	4.553E-05	3.117E-04	3.747E-05	2.566E-04	9.1080E-04	1.826E-04
180.	3.734E-05	2.557E-04	3.704E-05	2.536E-04	7.4703E-04	1.805E-04
181.	3.075E-05	2.106E-04	3.652E-05	2.500E-04	6.1516E-04	1.779E-04
182.	2.547E-05	1.744E-04	3.591E-05	2.459E-04	5.0945E-04	1.750E-04
Runoff	Input Mass	0.002				
183.	1.212E-04	8.297E-04	3.525E-05	2.414E-04	2.4240E-03	1.718E-04
184.	1.002E-04	6.864E-04	3.575E-05	2.448E-04	2.0053E-03	1.742E-04
Runoff	Input Mass	0.010				
185.	5.829E-04	3.991E-03	3.599E-05	2.464E-04	1.1660E-02	1.754E-04
186.	4.816E-04	3.297E-03	4.200E-05	2.876E-04	9.6335E-03	2.047E-04
187.	3.979E-04	2.725E-03	4.663E-05	3.193E-04	7.9604E-03	2.272E-04
188.	3.289E-04	2.252E-03	5.014E-05	3.433E-04	6.5791E-03	2.443E-04
189.	2.712E-04	1.857E-03	5.279E-05	3.615E-04	5.4241E-03	2.572E-04
190.	2.241E-04	1.534E-03	5.463E-05	3.740E-04	4.4828E-03	2.662E-04

EXAMS -- Exposure Analysis Modeling System -- V2.0: Mode 2

Ecosystem: POND, AERL DEVELOPMENT PHASE TEST DEFINITION

Chemical: TERBUFOS

TABLE 16. Simulation results -- time-trace of chemical concentrations.

Time Days	Average Chemical Concentrations				Mass of Chemical	
	Water Column		Bottom Sediments		Water Col	Sediments
	Free(mg/L)	Sed(mg/kg)	Pore(mg/L)	Sed(mg/kg)	Total kg	Total kg
191.	1.853E-04	1.269E-03	5.584E-05	3.824E-04	3.7063E-03	2.721E-04
192.	1.533E-04	1.049E-03	5.656E-05	3.873E-04	3.0660E-03	2.756E-04
193.	1.248E-04	8.544E-04	5.704E-05	3.906E-04	2.4961E-03	2.780E-04
194.	1.031E-04	7.061E-04	5.702E-05	3.904E-04	2.0629E-03	2.778E-04
195.	8.537E-05	5.846E-04	5.673E-05	3.884E-04	1.7078E-03	2.764E-04
196.	6.858E-05	4.695E-04	5.640E-05	3.862E-04	1.3718E-03	2.748E-04
197.	5.663E-05	3.878E-04	5.573E-05	3.816E-04	1.1329E-03	2.716E-04
198.	4.693E-05	3.213E-04	5.492E-05	3.760E-04	9.3877E-04	2.676E-04
199.	3.902E-05	2.671E-04	5.400E-05	3.698E-04	7.8049E-04	2.631E-04
200.	3.121E-05	2.137E-04	5.312E-05	3.637E-04	6.2436E-04	2.589E-04
201.	2.592E-05	1.774E-04	5.208E-05	3.566E-04	5.1843E-04	2.538E-04
202.	2.162E-05	1.480E-04	5.099E-05	3.491E-04	4.3253E-04	2.485E-04
203.	1.749E-05	1.197E-04	4.993E-05	3.418E-04	3.4982E-04	2.433E-04
204.	1.459E-05	9.989E-05	4.880E-05	3.341E-04	2.9185E-04	2.378E-04
205.	1.223E-05	8.376E-05	4.767E-05	3.264E-04	2.4472E-04	2.323E-04
206.	1.031E-05	7.062E-05	4.653E-05	3.186E-04	2.0631E-04	2.267E-04
207.	8.924E-06	6.111E-05	4.539E-05	3.108E-04	1.7852E-04	2.212E-04
208.	7.618E-06	5.216E-05	4.428E-05	3.032E-04	1.5240E-04	2.157E-04
209.	6.530E-06	4.471E-05	4.317E-05	2.956E-04	1.3063E-04	2.104E-04
210.	5.608E-06	3.840E-05	4.209E-05	2.882E-04	1.1219E-04	2.051E-04
211.	4.823E-06	3.236E-05	4.073E-05	2.789E-04	9.7050E-05	1.985E-04
212.	4.179E-06	2.739E-05	3.969E-05	2.717E-04	8.5597E-05	1.934E-04
213.	3.613E-06	2.370E-05	3.867E-05	2.648E-04	7.6229E-05	1.885E-04
214.	3.144E-06	2.042E-05	3.769E-05	2.581E-04	6.891E-05	1.837E-04
215.	2.774E-06	1.754E-05	3.673E-05	2.515E-04	6.2551E-05	1.790E-04
216.	2.400E-06	1.492E-05	3.580E-05	2.451E-04	5.7020E-05	1.744E-04
217.	2.034E-06	1.236E-05	3.489E-05	2.389E-04	5.2706E-05	1.700E-04
218.	-5.538E-07	-3.792E-06	3.436E-05	2.353E-04	-1.1079E-05	1.674E-04
219.	-1.173E-06	-8.032E-06	3.350E-05	2.294E-04	-2.3467E-05	1.633E-04
220.	-1.762E-06	-1.206E-05	3.267E-05	2.237E-04	-3.5245E-05	1.592E-04
221.	-2.299E-06	-1.574E-05	3.185E-05	2.181E-04	-4.5983E-05	1.552E-04
222.	-2.757E-06	-1.888E-05	3.105E-05	2.126E-04	-5.5151E-05	1.513E-04
223.	-3.106E-06	-2.126E-05	3.026E-05	2.072E-04	-6.2125E-05	1.474E-04
224.	-3.309E-06	-2.266E-05	2.948E-05	2.018E-04	-6.6192E-05	1.436E-04
225.	-3.327E-06	-2.278E-05	2.871E-05	1.966E-04	-6.6557E-05	1.399E-04
226.	-3.117E-06	-2.134E-05	2.794E-05	1.913E-04	-6.2349E-05	1.361E-04
227.	-2.631E-06	-1.801E-05	2.716E-05	1.860E-04	-5.2628E-05	1.324E-04
228.	-1.611E-05	-1.103E-04	2.755E-05	1.886E-04	-3.2220E-04	1.342E-04
229.	-1.528E-05	-1.046E-04	2.678E-05	1.834E-04	-3.0560E-04	1.305E-04
230.	-1.433E-05	-9.813E-05	2.603E-05	1.782E-04	-2.8669E-04	1.268E-04
231.	-1.328E-05	-9.096E-05	2.529E-05	1.731E-04	-2.6573E-04	1.232E-04
232.	-1.215E-05	-8.317E-05	2.455E-05	1.681E-04	-2.4300E-04	1.196E-04

40

EXAMS -- Exposure Analysis Modeling System -- V2.0: Mode 2
 Ecosystem: POND, AERL DEVELOPMENT PHASE TEST DEFINITION
 Chemical: TERBUFOS

TABLE 16. Simulation results -- time-trace of chemical concentrations.

Time Days	Average Chemical Concentrations				Mass of Chemical	
	Water Column		Bottom Sediments		Water Col.	Sediments
	Free (mg/L)	Sed (mg/kg)	Pore (mg/L)	Sed (mg/kg)	Total kg	Total kg
233.	-1.094E-05	-7.490E-05	2.383E-05	1.632E-04	-2.1882E-04	1.161E-04
234.	-9.676E-06	-6.625E-05	2.312E-05	1.583E-04	-1.9356E-04	1.127E-04
235.	-8.380E-06	-5.738E-05	2.242E-05	1.535E-04	-1.6764E-04	1.093E-04
236.	-7.073E-06	-4.843E-05	2.174E-05	1.489E-04	-1.4149E-04	1.059E-04
237.	-1.161E-05	-7.951E-05	2.155E-05	1.476E-04	-2.3231E-04	1.050E-04
238.	-1.033E-05	-7.071E-05	2.090E-05	1.431E-04	-2.0659E-04	1.019E-04
239.	-9.058E-06	-6.202E-05	2.027E-05	1.388E-04	-1.8120E-04	9.876E-05
240.	-7.824E-06	-5.357E-05	1.965E-05	1.345E-04	-1.5652E-04	9.575E-05
241.	-6.644E-06	-4.549E-05	1.905E-05	1.304E-04	-1.3290E-04	9.283E-05
242.	-5.536E-06	-3.790E-05	1.847E-05	1.265E-04	-1.1073E-04	9.000E-05
243.	-4.521E-06	-3.095E-05	1.791E-05	1.226E-04	-9.0437E-05	8.727E-05
244.	-3.621E-06	-2.479E-05	1.737E-05	1.189E-04	-7.2434E-05	8.465E-05
245.	-2.858E-06	-1.957E-05	1.686E-05	1.154E-04	-5.7176E-05	8.214E-05
246.	-2.256E-06	-1.545E-05	1.637E-05	1.121E-04	-4.5127E-05	7.976E-05
247.	5.016E-06	3.434E-05	1.535E-05	1.051E-04	1.0034E-04	7.481E-05
248.	5.342E-06	3.658E-05	1.491E-05	1.021E-04	1.0687E-04	7.264E-05
249.	5.540E-06	3.793E-05	1.449E-05	9.918E-05	1.1082E-04	7.058E-05
250.	5.607E-06	3.839E-05	1.408E-05	9.643E-05	1.1216E-04	6.863E-05
251.	5.543E-06	3.795E-05	1.370E-05	9.383E-05	1.1087E-04	6.678E-05
252.	5.348E-06	3.662E-05	1.334E-05	9.137E-05	1.0698E-04	6.503E-05
253.	5.024E-06	3.440E-05	1.301E-05	8.905E-05	1.0050E-04	6.337E-05
254.	4.575E-06	3.132E-05	1.269E-05	8.687E-05	9.1511E-05	6.182E-05
255.	4.004E-06	2.741E-05	1.239E-05	8.481E-05	8.0086E-05	6.036E-05
256.	1.292E-05	8.845E-05	1.133E-05	7.757E-05	2.5841E-04	5.521E-05
257.	1.214E-05	8.314E-05	1.106E-05	7.576E-05	2.4289E-04	5.391E-05
258.	1.129E-05	7.729E-05	1.081E-05	7.405E-05	2.2580E-04	5.270E-05
259.	1.037E-05	7.100E-05	1.058E-05	7.243E-05	2.0743E-04	5.154E-05
260.	9.404E-06	6.439E-05	1.035E-05	7.089E-05	1.8812E-04	5.045E-05
261.	8.409E-06	5.758E-05	1.014E-05	6.943E-05	1.6822E-04	4.941E-05
262.	7.405E-06	5.070E-05	9.934E-06	6.802E-05	1.4813E-04	4.841E-05
263.	6.413E-06	4.391E-05	9.736E-06	6.666E-05	1.2829E-04	4.744E-05
264.	5.456E-06	3.736E-05	9.541E-06	6.533E-05	1.0915E-04	4.649E-05
265.	5.330E-06	3.649E-05	9.289E-06	6.360E-05	1.0662E-04	4.526E-05
266.	4.474E-06	3.063E-05	9.101E-06	6.231E-05	8.9493E-05	4.435E-05
267.	3.666E-06	2.510E-05	8.915E-06	6.104E-05	7.3337E-05	4.344E-05
268.	2.920E-06	1.999E-05	8.732E-06	5.979E-05	5.8403E-05	4.255E-05
269.	2.247E-06	1.538E-05	8.549E-06	5.853E-05	4.4944E-05	4.166E-05
270.	1.660E-06	1.137E-05	8.365E-06	5.727E-05	3.3217E-05	4.076E-05
271.	1.174E-06	8.037E-06	8.179E-06	5.600E-05	2.3482E-05	3.985E-05
272.	7.999E-07	5.477E-06	7.990E-06	5.471E-05	1.6001E-05	3.893E-05
273.	5.518E-07	3.778E-06	7.797E-06	5.338E-05	1.1039E-05	3.799E-05
274.	-6.815E-06	-4.666E-05	8.188E-06	5.606E-05	-1.3632E-04	3.990E-05
275.	-6.800E-06	-4.656E-05	7.984E-06	5.467E-05	-1.3603E-04	3.890E-05

41

Time Days	Average Chemical Concentrations				Mass of Chemical	
	Water Column		Bottom Sediments		Water Col	Sediments
	Free(mg/L)	Sed(mg/kg)	Pore(mg/L)	Sed(mg/kg)	Total kg	Total kg
276.	-6.682E-06	-4.575E-05	7.778E-06	5.325E-05	-1.3367E-04	3.790E-05
277.	-6.464E-06	-4.426E-05	7.568E-06	5.182E-05	-1.2931E-04	3.688E-05
278.	-6.150E-06	-4.211E-05	7.356E-06	5.037E-05	-1.2303E-04	3.584E-05
279.	-5.747E-06	-3.935E-05	7.142E-06	4.890E-05	-1.1497E-04	3.480E-05
280.	-5.263E-06	-3.604E-05	6.925E-06	4.742E-05	-1.0529E-04	3.375E-05
281.	-4.708E-06	-3.223E-05	6.708E-06	4.593E-05	-9.4169E-05	3.269E-05
282.	-4.090E-06	-2.801E-05	6.490E-06	4.444E-05	-8.1823E-05	3.163E-05
283.	-3.424E-06	-2.344E-05	6.273E-06	4.295E-05	-6.8493E-05	3.057E-05
284.	-8.111E-06	-5.554E-05	6.495E-06	4.447E-05	-1.6225E-04	3.165E-05
285.	-7.371E-06	-5.047E-05	6.281E-06	4.300E-05	-1.4745E-04	3.060E-05
286.	-6.610E-06	-4.526E-05	6.068E-06	4.155E-05	-1.3224E-04	2.957E-05
287.	-5.844E-06	-4.001E-05	5.860E-06	4.012E-05	-1.1690E-04	2.855E-05
288.	-5.086E-06	-3.483E-05	5.655E-06	3.872E-05	-1.0175E-04	2.756E-05
289.	-4.354E-06	-2.981E-05	5.457E-06	3.736E-05	-8.7097E-05	2.659E-05
290.	-3.664E-06	-2.509E-05	5.266E-06	3.606E-05	-7.3299E-05	2.566E-05
291.	-3.035E-06	-2.078E-05	5.083E-06	3.480E-05	-6.0721E-05	2.477E-05
292.	-2.487E-06	-1.703E-05	4.911E-06	3.362E-05	-4.9757E-05	2.393E-05
293.	4.238E-07	2.902E-06	4.550E-06	3.116E-05	8.4775E-06	2.217E-05
294.	8.270E-07	5.663E-06	4.396E-06	3.010E-05	1.6544E-05	2.142E-05
295.	1.160E-06	7.944E-06	4.251E-06	2.911E-05	2.3208E-05	2.071E-05
296.	1.418E-06	9.708E-06	4.115E-06	2.817E-05	2.8362E-05	2.005E-05
297.	1.595E-06	1.092E-05	3.988E-06	2.731E-05	3.1910E-05	1.943E-05
298.	1.688E-06	1.156E-05	3.872E-06	2.651E-05	3.3763E-05	1.887E-05
299.	1.692E-06	1.158E-05	3.765E-06	2.578E-05	3.3845E-05	1.835E-05
300.	1.604E-06	1.098E-05	3.669E-06	2.512E-05	3.2089E-05	1.788E-05
301.	1.422E-06	9.734E-06	3.583E-06	2.453E-05	2.8439E-05	1.746E-05
302.	7.259E-06	4.970E-05	3.012E-06	2.062E-05	1.4520E-04	1.468E-05
303.	6.915E-06	4.735E-05	2.945E-06	2.016E-05	1.3833E-04	1.435E-05
304.	6.507E-06	4.455E-05	2.885E-06	1.975E-05	1.3016E-04	1.406E-05
305.	6.041E-06	4.136E-05	2.832E-06	1.939E-05	1.2085E-04	1.380E-05
306.	5.528E-06	3.785E-05	2.786E-06	1.907E-05	1.1058E-04	1.357E-05
307.	4.977E-06	3.408E-05	2.745E-06	1.879E-05	9.9565E-05	1.337E-05
308.	4.401E-06	3.013E-05	2.708E-06	1.854E-05	8.8036E-05	1.320E-05
309.	3.812E-06	2.610E-05	2.675E-06	1.831E-05	7.6256E-05	1.303E-05
310.	3.225E-06	2.208E-05	2.643E-06	1.810E-05	6.4511E-05	1.288E-05
311.	1.374E-06	9.406E-06	2.716E-06	1.860E-05	2.7480E-05	1.324E-05
312.	8.264E-07	5.659E-06	2.686E-06	1.839E-05	1.6532E-05	1.309E-05
313.	3.183E-07	2.179E-06	2.654E-06	1.817E-05	6.3668E-06	1.293E-05
314.	-1.355E-07	-9.281E-07	2.620E-06	1.794E-05	-2.7115E-06	1.277E-05
315.	-5.192E-07	-3.555E-06	2.582E-06	1.768E-05	-1.0386E-05	1.258E-05
316.	-8.161E-07	-5.588E-06	2.538E-06	1.738E-05	-1.6326E-05	1.237E-05
317.	-1.009E-06	-6.912E-06	2.489E-06	1.704E-05	-2.0193E-05	1.213E-05
318.	-1.081E-06	-7.405E-06	2.431E-06	1.664E-05	-2.1634E-05	1.184E-05
319.	-1.014E-06	-6.944E-06	2.363E-06	1.618E-05	-2.0289E-05	1.152E-05
320.	-1.008E-05	-6.902E-05	3.038E-06	2.080E-05	-2.0166E-04	1.480E-05
321.	-9.746E-06	-6.673E-05	2.952E-06	2.021E-05	-1.9497E-04	1.438E-05
322.	-9.297E-06	-6.365E-05	2.858E-06	1.957E-05	-1.8597E-04	1.393E-05
323.	-8.738E-06	-5.983E-05	2.757E-06	1.888E-05	-1.7480E-04	1.343E-05

42

Time Days	Average Chemical Concentrations				Mass of Chemical	
	Water Column		Bottom Sediments		Water Col	Sediments
	Free(mg/L)	Sed(mg/kg)	Porø(mg/L)	Sed(mg/kg)	Total kg	Total kg
324.	-8.080E-06	-5.533E-05	2.649E-06	1.814E-05	-1.6164E-04	1.291E-05
325.	-7.338E-06	-5.024E-05	2.536E-06	1.737E-05	-1.4678E-04	1.236E-05
326.	-6.528E-06	-4.469E-05	2.419E-06	1.656E-05	-1.3058E-04	1.179E-05
327.	-5.673E-06	-3.884E-05	2.300E-06	1.575E-05	-1.1348E-04	1.121E-05
328.	-4.801E-06	-3.287E-05	2.180E-06	1.493E-05	-9.6036E-05	1.062E-05
329.	3.290E-07	2.253E-06	1.717E-06	1.176E-05	6.5822E-06	8.366E-06
330.	1.167E-06	7.988E-06	1.603E-06	1.097E-05	2.3339E-05	7.810E-06
331.	1.953E-06	1.337E-05	1.494E-06	1.023E-05	3.9061E-05	7.280E-06
332.	2.654E-06	1.818E-05	1.393E-06	9.540E-06	5.3100E-05	6.790E-06
333.	3.237E-06	2.216E-05	1.304E-06	8.925E-06	6.4751E-05	6.352E-06
334.	3.662E-06	2.507E-05	1.228E-06	8.405E-06	7.3255E-05	5.982E-06
335.	3.889E-06	2.663E-05	1.169E-06	8.002E-06	7.7800E-05	5.695E-06
336.	3.875E-06	2.654E-05	1.130E-06	7.741E-06	7.7525E-05	5.509E-06
337.	3.575E-06	2.448E-05	1.117E-06	7.645E-06	7.1522E-05	5.441E-06
338.	2.405E-05	1.647E-04	-5.817E-07	-3.983E-06	4.8120E-04	-2.834E-06
339.	2.319E-05	1.587E-04	-5.474E-07	-3.748E-06	4.6380E-04	-2.667E-06
340.	2.208E-05	1.512E-04	-4.930E-07	-3.376E-06	4.4168E-04	-2.402E-06
341.	2.075E-05	1.421E-04	-4.194E-07	-2.872E-06	4.1504E-04	-2.044E-06
342.	1.921E-05	1.315E-04	-3.281E-07	-2.246E-06	3.8425E-04	-1.599E-06
343.	1.749E-05	1.197E-04	-2.211E-07	-1.514E-06	3.4983E-04	-1.077E-06
344.	1.562E-05	1.069E-04	-1.013E-07	-6.938E-07	3.1246E-04	-4.938E-07
345.	1.365E-05	9.345E-05	2.765E-08	1.893E-07	2.7302E-04	1.347E-07
346.	1.163E-05	7.962E-05	1.614E-07	1.105E-06	2.3262E-04	7.865E-07
347.	2.471E-06	1.692E-05	8.748E-07	5.990E-06	4.9424E-05	4.263E-06
348.	5.023E-07	3.439E-06	1.006E-06	6.888E-06	1.0048E-05	4.902E-06
349.	-1.372E-06	-9.394E-06	1.130E-06	7.739E-06	-2.7446E-05	5.507E-06
350.	-3.085E-06	-2.112E-05	1.242E-06	8.505E-06	-6.1711E-05	6.053E-06
351.	-4.563E-06	-3.124E-05	1.336E-06	9.146E-06	-9.1273E-05	6.509E-06
352.	-5.725E-06	-3.920E-05	1.404E-06	9.616E-06	-1.1453E-04	6.843E-06
353.	-6.487E-06	-4.442E-05	1.441E-06	9.868E-06	-1.2976E-04	7.023E-06
Runoff	Input Mass	0.001				
354.	4.323E-05	2.960E-04	1.439E-06	9.851E-06	8.6488E-04	7.011E-06
355.	3.572E-05	2.446E-04	1.917E-06	1.313E-05	7.1448E-04	9.343E-06
356.	2.951E-05	2.021E-04	2.293E-06	1.570E-05	5.9031E-04	1.117E-05
357.	2.438E-05	1.670E-04	2.585E-06	1.770E-05	4.8776E-04	1.260E-05
358.	2.016E-05	1.380E-04	2.807E-06	1.922E-05	4.0320E-04	1.368E-05
359.	1.666E-05	1.141E-04	2.973E-06	2.035E-05	3.3330E-04	1.448E-05
360.	1.378E-05	9.432E-05	3.092E-06	2.117E-05	2.7557E-04	1.507E-05
361.	1.196E-05	8.189E-05	3.128E-06	2.141E-05	2.3926E-04	1.524E-05
362.	9.988E-06	6.839E-05	3.179E-06	2.177E-05	1.9980E-04	1.549E-05
363.	8.350E-06	5.718E-05	3.206E-06	2.195E-05	1.6704E-04	1.562E-05
364.	6.985E-06	4.782E-05	3.214E-06	2.201E-05	1.3972E-04	1.566E-05
365.	5.837E-06	3.997E-05	3.207E-06	2.196E-05	1.1677E-04	1.563E-05

43

MASS: DAY 115 0.000001 kg
 MASS: DAY 120 0.018 kg
 MASS: DAY 128 0.002 kg
 MASS: DAY 168 0.008 kg
 MASS: DAY 183 0.002 kg
 MASS: DAY 185 0.010 kg
 MASS: DAY 354 0.001 kg

System: POND, AERL DEVELOPMENT PHASE TEST DEFINITION
 Chemical: TERBUFOS.A.R=1.25lb a.i./A. Year 1971.
 Basin: Tifton.

