

US EPA ARCHIVE DOCUMENT

Grants.gov Home Page

Home - Netscape

File Edit View Go Bookmarks Tools Window Help

http://www.grants.gov/

Home Search Instant Message People Yellow Pages

 GRANTS.GOVSM

Contact Us SiteMap Help

FOR APPLICANTS

- About Federal Grants
- Get Registered
- Find Grant Opportunities
- Apply for Grants
- Track My Application
- Applicant Help

ABOUT GRANTS.GOV

FOR AGENCIES

RESOURCES

HELP

CONTACT US

SITE MAP



Find. Apply. Succeed.

Grants.gov allows organizations to electronically find and apply for more than \$400 billion in Federal grants. Grants.gov is THE single access point for over 1,000 grant programs offered by all Federal grant making agencies. The U.S. Department of Health and Human Services is proud to be the managing partner for Grants.gov, an initiative that is having an unparalleled impact on the grant community.

- [Read our Summer 2006 "Succeed" Newsletter](#) 
- [Read about Grants.gov in the news](#)
- [Check out our Webcast: "Get Started with Grants.gov"](#)
- [View Grant Opportunities for the last 7 days](#)

Sign up for our newsletter

submit >>

Quick Links

- [Grant Search](#)
- [Grant Email Alerts](#)
- [Get Registered](#)
- [Applicant Login](#)
- [E-Biz POC Login](#)
- [Agency Login](#)

 Grants Streamlining Initiative

 E-GOV

 FIRSTGOV.GOV
The U.S. Government's Official Web Portal

 GOV Benefits.govTM

Start | Dennis... | Home... | Welco... | Micros... | Micros... | 9:24 AM

Find Opportunities

EPA Announcement Synopses are posted to Find

The screenshot shows a Netscape browser window displaying the Grants.gov search results page. The browser's address bar shows the URL: <http://www.grants.gov/search/search.do?mode=AGENCYSEARCH&agency=EPA>. The Grants.gov logo is visible at the top left, and navigation links like "Grantors", "Applicants", "EBiz", "About Us", "Resources", "P.L. 106-107", "Privacy", "FAQs", and "Te" are at the top right. A sidebar on the left contains links for "FIND", "QUICK LINKS", and "RESOURCES". The main content area is titled "Search Results" and shows a table of search results sorted by "Close Date, Ascending". The table has four columns: "Close Date", "Opportunity Title", "Agency", and "Funding Number". The results show three entries for the Environmental Protection Agency, with funding numbers EPA-OECA-OEJ-05-02, EPA-OPP-005, and EPA-OSWER-OSW-06-04. The taskbar at the bottom shows the Start button and several open applications, including "Dennis Finney - I...", "Grants.gov - Fi...", and "Microsoft Power...". The system clock indicates 6:26 AM.

Grants.gov - Find Grant Opportunities - Search Results

File Edit View Go Bookmarks Tools Window Help

<http://www.grants.gov/search/search.do?mode=AGENCYSEARCH&agency=EPA>

Home Search Instant Message People Yellow Pages

Grantors Applicants EBiz About Us Resources P.L. 106-107 Privacy FAQs Te

GRANTS.GOVSM

Get Started Find Grant Opportunities

Home > Find Grant Opportunities > Search Grant Opportunities > Search Results

Search Results [New Search](#)

Sort: Close Date, Ascending [Sort by Open Date](#) Results 1-20 of 54

Close Date	Opportunity Title	Agency	Funding Number
01/23/2006	Consolidated Environmental Professional Intern Program	Environmental Protection Agency	EPA-OECA-OEJ-05-02
02/21/2006	Minor and Specialty Crops Integrated Pest Management Special Projects	Environmental Protection Agency	EPA-OPP-005
02/21/2006	Resource Conservation Challenge (RCC) Grants Program (FY06)	Environmental Protection Agency	EPA-OSWER-OSW-06-04
	3rd Annual P3 Award: A NATIONAL		

FIND
[Search Grant Opportunities](#)
[Grant Opportunity Subscription Services](#)

QUICK LINKS
Access the most requested information and features.
Select A Topic

RESOURCES
[Posted Grant Opportunities within last 7 days](#)
[Available Grant Application Packages](#)
[Types of Grants](#)

Start Dennis Finney - I... Grants.gov - Fi... Microsoft Power... 6:26 AM

Synopsis How to Apply

Each EPA Synopsis is linked to package on Apply

The applicant can download package by clicking Application button

The screenshot shows a Windows Internet Explorer browser window displaying the Grants.gov website. The address bar shows the URL: <http://www.grants.gov/search/search.do;jsessionid=LhJGLLZGybkjZnk2zR0>. The page title is "Grants.gov - Find Grant Opportunities - Opportunity Synopsis".

The website header includes the Grants.gov logo and navigation links: "Contact Us", "SiteMap", and "Help".

The left sidebar contains a "FOR APPLICANTS" section with the following links:

- Find Grant Opportunities
- Basic Search
- Browse by Category
- Browse by Agency
- Advanced Search
- Email Subscription
- Get Registered
- Apply for Grants
- Track Your Application
- Applicant Resources

Below this is the "APPLICANT SYSTEM-TO-SYSTEM" section and a "FOR GRANTORS" section.

The main content area displays the breadcrumb trail: [Home](#) > [Find Grant Opportunities](#) > [Search Grant Opportunities](#) > [Search Results](#) > [Synopsis](#).

The title of the grant opportunity is "Green Technology Demonstration Project to Reduce Groundwater Discharge within the Tully Valley (Central New York)". To the right of the title is the EPA logo.

Below the title are three buttons: "Synopsis" (highlighted), "Full Announcement", and "Application".

The synopsis text reads: "The synopsis for this grant opportunity is detailed below, following this paragraph. This synopsis contains all of the updates to this document that have been posted as of **02/13/2008**. If updates have been made to the opportunity synopsis, update information is provided below the synopsis."

At the bottom of the synopsis section, it says: "If you would like to receive notifications of changes to the grant".

The Windows taskbar at the bottom shows the Start button and several open applications: "Dennis Finney - Inb...", "Grants.gov - Find G...", "Download Opportun...", and "Grants.gov to EAPP...". The system clock shows "6:51 AM".

Applicant Registration

Applicant must register their Organization following the multiple step process

Grants.gov - Netscape

File Edit View Go Bookmarks Tools Window Help

http://www.grants.gov/applicants/get_registered.jsp

Home Search Instant Message People Yellow Pages

GRANTS.GOVSM Contact Us SiteMap Help Home

FOR APPLICANTS

- About Federal Grants
- ▶ **Get Registered**
 - Organization Registration
 - Individual Registration
- Find Grant Opportunities
- Apply for Grants
- Track My Application
- Applicant Help

ABOUT GRANTS.GOV

FOR AGENCIES

RESOURCES

HELP

CONTACT US

SITE MAP

Home >> For Applicants >>

GET REGISTERED

Grants.gov has streamlined the process of finding and applying for Federal grant opportunities. If you plan to submit applications, be aware that you and your organization must complete the Grants.gov registration process. If you will be submitting applications on behalf of an organization, you should **FIRST** register your organization using the steps below. If you will be registering to submit applications as an individual, and not on behalf of any organization, you will also be required to complete a registration process. Refer to [Register as an Individual](#) information to create a Grants.gov account so you can submit applications for applicable grants as an individual. Registering also allows you to track your application status.

The Grants.gov registration process involves three basic steps.

1. [Register your organization](#)
2. [Register yourself as an Authorized Organization Representative](#) (AOR)
3. [Get authorized as an AOR by your organization](#)

[TOP OF PAGE]

Sign up for our newsletter

submit >>

Quick Links

- [Grant Search](#)
- [Grant Email Alerts](#)
- [Get Registered](#)
- [Applicant Login](#)
- [E-Biz POC Login](#)
- [Agency Login](#)

Glossary Term:
Operational Research Consultants (ORC) – The organization that Grants.gov has selected to validate the electronic identity of an individual through electronic credentials, PINS, passwords and PKI certificates.

Grants Streamlining Initiative

The U.S. Government's Official Web Portal

9:25 AM

Download Application

After installing Adobe viewer the applicant can download the application package and begin work

Download Grant Applications - Netscape

File Edit View Go Bookmarks Tools Window Help

http://apply.grants.gov/agency/GetGrantFromFedgrants?cfda=&opportunity=EPA-G2006-STAR-E1

Home Search Instant Message People Yellow Pages

Home > Apply for Grants > Forms & Applications > Selected Grant Applications for Download

Selected Grant Applications for Download

Download the application and its instructions by selecting the corresponding download link. Save these files to your computer for future reference and use. You do not need Internet access to read the instructions or to complete the application once you save them to your computer.

Before you can view and complete an application package, you must have the PureEdge viewer installed. [Click Here](#) to download the PureEdge Viewer if you do not have it installed already.

Below is a list of the application(s) currently available for the CFDA and/or Funding Opportunity Number that you entered.

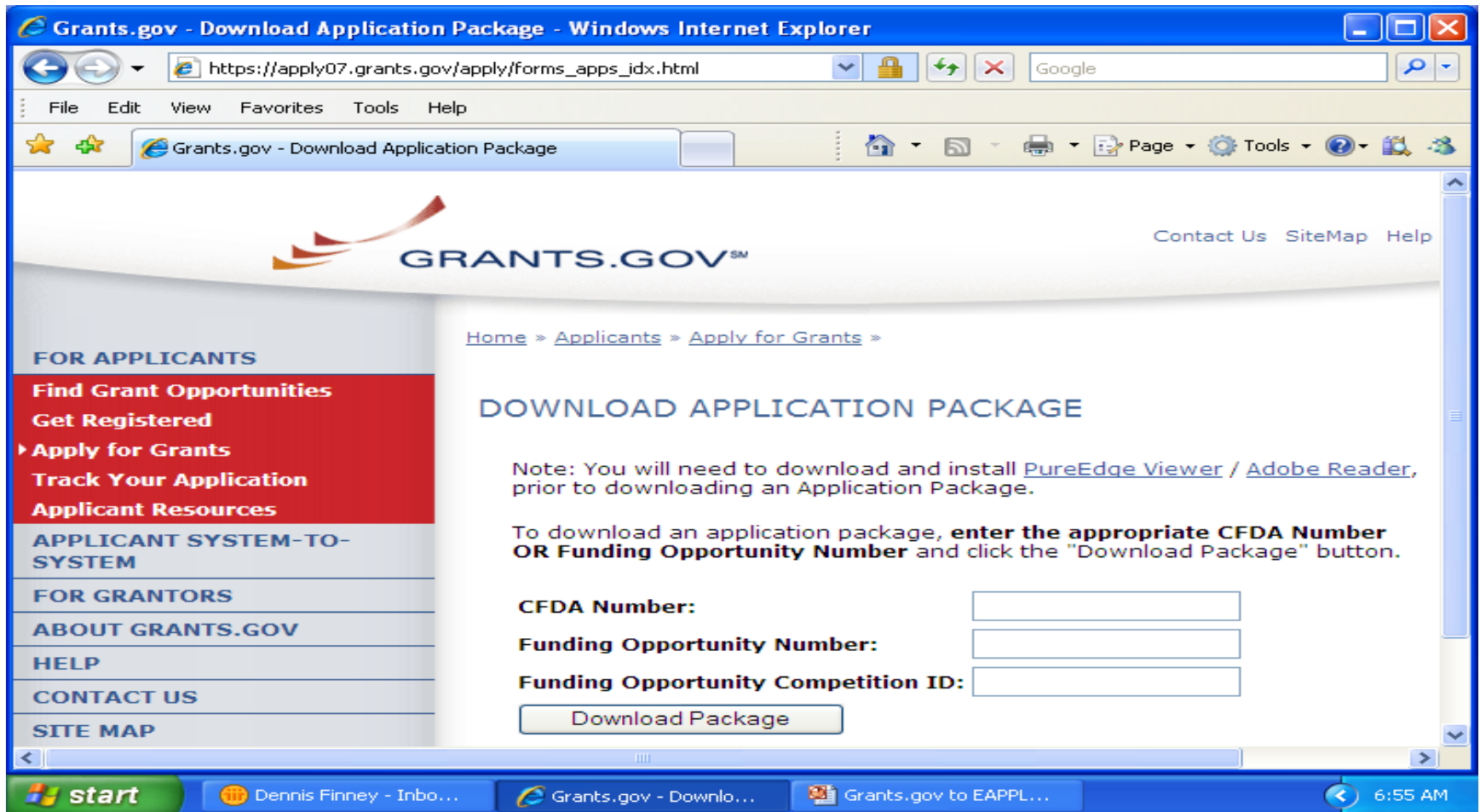
To download the application instructions or package, click the corresponding download link. You will then be able to save the files on your computer for future reference and use.

CFDA	Opportunity Number	Competition ID	Competition Title	Agency	Instructions and Application
66.509	EPA-G2006-STAR-E1			Environmental Protection Agency	download

Start | Dennis Finney - I... | Download Gran... | Microsoft Power... | 6:28 AM

Download Application

Another way to download the package is to type the Funding Opportunity number in the box



The screenshot shows a Windows Internet Explorer browser window with the title "Grants.gov - Download Application Package". The address bar displays the URL "https://apply07.grants.gov/apply/forms_apps_idx.html". The page content includes the Grants.gov logo, navigation links like "Contact Us", "SiteMap", and "Help", and a sidebar menu for applicants and grantors. The main content area is titled "DOWNLOAD APPLICATION PACKAGE" and contains instructions for downloading the application package, including a note about installing PureEdge Viewer or Adobe Reader. Below the instructions are three input fields for "CFDA Number", "Funding Opportunity Number", and "Funding Opportunity Competition ID", followed by a "Download Package" button.

Grants.gov - Download Application Package - Windows Internet Explorer

https://apply07.grants.gov/apply/forms_apps_idx.html

File Edit View Favorites Tools Help

Grants.gov - Download Application Package

GRANTS.GOVSM

Contact Us SiteMap Help

Home » Applicants » Apply for Grants »

DOWNLOAD APPLICATION PACKAGE

Note: You will need to download and install [PureEdge Viewer](#) / [Adobe Reader](#), prior to downloading an Application Package.

To download an application package, **enter the appropriate CFDA Number OR Funding Opportunity Number** and click the "Download Package" button.

CFDA Number:

Funding Opportunity Number:

Funding Opportunity Competition ID:

Download Package

start Dennis Finney - Info... Grants.gov - Downlo... Grants.gov to EAPPL... 6:55 AM

Application Package

http://apply07.grants.gov/apply/opportunities/packages/oppEPA-R3-001-cfda66.432.pdf - Windows Internet Explorer

http://apply07.grants.gov/apply/opportunities/packages/oppEPA-R3-001-cfda66.432.pdf

File Edit Go To Favorites Help

http://apply07.grants.gov/apply/opportunities/packa...

1 / 1 102% Sign Review & Comment Find

Please fill out the following form. Highlight Fields

Save & Submit Save Print Cancel Check Package for Errors

GRANTS.GOV™

Grant Application Package

Opportunity Title: Region 3 Noncompetitive Announcement

Offering Agency: Environmental Protection Agency

CFDA Number: 66.432

CFDA Description: State Public Water System Supervision

Opportunity Number: EPA-R3-001

Competition ID:

Opportunity Open Date:

Opportunity Close Date: 10/01/2008

Agency Contact: Shareef Prater
prater.shareef@epa.gov
215-814-5398

This electronic grants application is intended to be used to apply for the specific Federal funding opportunity referenced here.

If the Federal funding opportunity listed is not the opportunity for which you want to apply, close this application package by clicking on the "Cancel" button at the top of this screen. You will then need to locate the correct Federal funding opportunity, download its application and then apply.

This opportunity is only open to organizations, applicants who are submitting grant applications on behalf of a company, state, local or tribal government, academia, or other type of organization.

* Application Filing Name: [Redacted]

Mandatory Documents

Application for Federal Assistance (SF-424)
Budget Information for Non-Construction Program
Project Narrative Attachment Form
Grants.gov Lobbying Form

Move Form to Complete
Move Form to Delete

Mandatory Documents for Submission

start Dennis Finney - Inbo... Download Grant Appli... http://apply07.grant... Grants.gov to EAPPL... 6:57 AM

Move documents to the Mandatory Completed Documents for Submission box

http://apply07.grants.gov/apply/opportunities/packages/oppEPA-R3-001-cfda66.432.pdf - Windows Internet Explorer

http://apply07.grants.gov/apply/opportunities/packages/oppEPA-R3-001-cfda66.432.pdf

File Edit Go To Favorites Help

http://apply07.grants.gov/apply/opportunities/packa...

1 / 5 102% Sign Review & Comment Find

Please fill out the following form. Highlight Fields

Save & Submit **Save** **Print** **Cancel** **Check Package for Errors**

GRANTS.GOV™

Grant Application Package

Opportunity Title: Region 3 Noncompetitive Announcement

Offering Agency: Environmental Protection Agency

CFDA Number: 66.432

CFDA Description: State Public Water System Supervision

Opportunity Number: EPA-R3-001

Competition ID:

Opportunity Open Date:

Opportunity Close Date: 10/01/2008

Agency Contact: Shareef Prater
prater.shareef@epa.gov
215-814-5398

This electronic grants application is intended to be used to apply for the specific Federal funding opportunity referenced here.

If the Federal funding opportunity listed is not the opportunity for which you want to apply, close this application package by clicking on the "Cancel" button at the top of this screen. You will then need to locate the correct Federal funding opportunity, download its application and then apply.

This opportunity is only open to organizations, applicants who are submitting grant applications on behalf of a company, state, local or tribal government, academia, or other type of organization.

* Application Filing Name: [Redacted]

Mandatory Documents

Budget Information for Non-Construction Program
Project Narrative Attachment Form
Grants.gov Lobbying Form
EPA Key Contacts Form 5700-54

Move Form to Complete
Move Form to Delete

Mandatory Documents for Submission

Application for Federal Assistance (SF-424)

start Dennis Finney - Inbo... Download Grant Appli... http://apply07.grant... Grants.gov to EAPPL... 6:58 AM

SF 424 V2 Cover

This form is required for all submissions via Grants.gov

http://apply07.grants.gov/apply/opportunities/packages/oppEPA-R3-001-cfda66.432.pdf - Windows Internet Explorer

http://apply07.grants.gov/apply/opportunities/packages/oppEPA-R3-001-cfda66.432.pdf

File Edit Go To Favorites Help

http://apply07.grants.gov/apply/opportunities/packa...

2 / 5 102% Sign Review & Comment Find

Please fill out the following form. Highlight Fields

OMB Number: 4040-0004
Expiration Date: 01/31/2009

Application for Federal Assistance SF-424 Version 02

* 1. Type of Submission: <input type="checkbox"/> Preapplication <input type="checkbox"/> Application <input type="checkbox"/> Changed/Corrected Application	* 2. Type of Application: <input type="checkbox"/> New <input type="checkbox"/> Continuation <input type="checkbox"/> Revision	* If Revision, select appropriate letter(s): <input type="text"/> * Other (Specify) <input type="text"/>
* 3. Date Received: <input type="text"/> Completed by Grants.gov upon submission.	4. Applicant Identifier: <input type="text"/>	
5a. Federal Entity Identifier: <input type="text"/>	* 5b. Federal Award Identifier: <input type="text"/>	
State Use Only:		
6. Date Received by State: <input type="text"/>	7. State Application Identifier: <input type="text"/>	
8. APPLICANT INFORMATION:		
* a. Legal Name: <input type="text"/>		
* b. Employer/Taxpayer Identification Number (EIN/TIN): <input type="text"/>	* c. Organizational DUNS: <input type="text"/>	
d. Address:		
* Street1: <input type="text"/>		

start Dennis Finney - Info... Download Grant Appli... http://apply07.grant... Grants.gov to EAPPL... 6:58 AM

SF 424

Signature block reflects the AOR registered with Grants.gov

http://apply07.grants.gov/apply/opportunities/packages/oppEPA-R3-001-cfda66.432.pdf - Windows Internet Explorer

http://apply07.grants.gov/apply/opportunities/packages/oppEPA-R3-001-cfda66.432.pdf

File Edit Go To Favorites Help

http://apply07.grants.gov/apply/opportunities/packa...

102%

Sign Review & Comment Find

Please fill out the following form.

Highlight Fields

*** 20. Is the Applicant Delinquent On Any Federal Debt? (If "Yes", provide explanation.)**

☐ Yes ☐ No

21. *By signing this application, I certify (1) to the statements contained in the list of certifications and (2) that the statements herein are true, complete and accurate to the best of my knowledge. I also provide the required assurances** and agree to comply with any resulting terms if I accept an award. I am aware that any false, fictitious, or fraudulent statements or claims may subject me to criminal, civil, or administrative penalties. (U.S. Code, Title 218, Section 1001)**

☐ **** I AGREE**

** The list of certifications and assurances, or an internet site where you may obtain this list, is contained in the announcement or agency specific instructions.

Authorized Representative:

Prefix: * First Name:

Middle Name:

* Last Name:

Suffix:

* Title:

* Telephone Number: Fax Number:

* Email:

* Signature of Authorized Representative: * Date Signed:

Completed by Grants.gov upon submission.

Authorized for Local Reproduction

Standard Form 424 (Revised 10/2005)
Prescribed by OMB Circular A-102

start Dennis Finney - Inbo... Download Grant Appli... http://apply07.grant... Grants.gov to EAPPL... 6:59 AM

Project Narrative Attachment Form

http://apply07.grants.gov/apply/opportunities/packages/oppEPA-R3-001-cfda66.432.pdf - Windows Internet Explorer

http://apply07.grants.gov/apply/opportunities/packages/oppEPA-R3-001-cfda66.432.pdf

File Edit Go To Favorites Help

http://apply07.grants.gov/apply/opportunities/packa...

1 / 6 102% Sign Review & Comment Find

Please fill out the following form. Highlight Fields

Save & Submit **Save** **Print** **Cancel** **Check Package for Errors**

GRANTS.GOV™

Grant Application Package

Opportunity Title: Region 3 Noncompetitive Announcement

Offering Agency: Environmental Protection Agency

CFDA Number: 66.432

CFDA Description: State Public Water System Supervision

Opportunity Number: EPA-R3-001

Competition ID:

Opportunity Open Date:

Opportunity Close Date: 10/01/2008

Agency Contact: Shareef Prater
prater.shareef@epa.gov
215-814-5398

This electronic grants application is intended to be used to apply for the specific Federal funding opportunity referenced here.

If the Federal funding opportunity listed is not the opportunity for which you want to apply, close this application package by clicking on the "Cancel" button at the top of this screen. You will then need to locate the correct Federal funding opportunity, download its application and then apply.

This opportunity is only open to organizations, applicants who are submitting grant applications on behalf of a company, state, local or tribal government, academia, or other type of organization.

* Application Filing Name: [Redacted]

Mandatory Documents

Budget Information for Non-Construction Program
Grants.gov Lobbying Form
EPA Key Contacts Form 5700-54
EPA 4700-4

Move Form to Complete
=>
Move Form to Delete

Mandatory Documents for Submission

Application for Federal Assistance (SF-424)
Project Narrative Attachment Form

start Dennis Finney - Inbo... Download Grant Appli... http://apply07.grant... Grants.gov to EAPPL... 6:59 AM

Project Narrative Attachment

This form is used to attach the project proposal document and other files

The screenshot shows a web browser window with the address bar displaying <http://apply07.grants.gov/apply/opportunities/packages/oppEPA-R3-001-cfda66.432.pdf>. The browser's menu bar includes File, Edit, Go To, Favorites, and Help. The toolbar contains various icons for navigation and document management. The main content area has a purple header bar with the text "Please fill out the following form." and a "Highlight Fields" button. Below this, there is a "Close Form" button. The section is titled "Project Narrative File(s)". A horizontal line separates the title from the content. Below the line, there is a label "* Mandatory Project Narrative File Filename:" followed by a yellow rectangular input field. Underneath the input field, there are three buttons: "Add Mandatory Project Narrative File", "Delete Mandatory Project Narrative File", and "View Mandatory Project Narrative File". Another horizontal line follows. Below this line, there is a text instruction: "To add more Project Narrative File attachments, please use the attachment buttons below." Underneath the instruction, there are three buttons: "Add Optional Project Narrative File", "Delete Optional Project Narrative File", and "View Optional Project Narrative File". The browser's status bar at the bottom shows the Windows start button, several open tabs (Dennis Finney - Info..., Download Grant Appli..., http://apply07.grant..., Grants.gov to EAPPL...), and the system clock showing 7:00 AM.

http://apply07.grants.gov/apply/opportunities/packages/oppEPA-R3-001-cfda66.432.pdf - Windows Internet Explorer

http://apply07.grants.gov/apply/opportunities/packages/oppEPA-R3-001-cfda66.432.pdf

File Edit Go To Favorites Help

http://apply07.grants.gov/apply/opportunities/packa...

102%

Sign Review & Comment Find

Please fill out the following form. Highlight Fields

Close Form

Project Narrative File(s)

* Mandatory Project Narrative File Filename:

Add Mandatory Project Narrative File Delete Mandatory Project Narrative File View Mandatory Project Narrative File

To add more Project Narrative File attachments, please use the attachment buttons below.

Add Optional Project Narrative File Delete Optional Project Narrative File View Optional Project Narrative File

start Dennis Finney - Info... Download Grant Appli... http://apply07.grant... Grants.gov to EAPPL... 7:00 AM

Optional Documents

May include Other Attachment form or SF-LLL

http://apply07.grants.gov/apply/opportunities/packages/oppEPA-R3-001-cfda66.432.pdf - Windows Internet Explorer

http://apply07.grants.gov/apply/opportunities/packages/oppEPA-R3-001-cfda66.432.pdf

File Edit Go To Favorites Help

1 / 7 102% Sign Review & Comment Find

Please fill out the following form. Highlight Fields

Agency Contact:
Shareef Prater
prater.shareef@epa.gov
215-814-5398

This opportunity is only open to organizations, applicants who are submitting grant applications on behalf of a company, state, local or tribal government, academia, or other type of organization.

* Application Filing Name: [Redacted]

Mandatory Documents

Budget Information for Non-Construction Program
Grants.gov Lobbying Form
EPA Key Contacts Form 5700-54
EPA 4700-4
Budget Narrative Attachment Form
Assurances for Non-Construction Programs (SF-42)

Optional Documents

Disclosure of Lobbying Activities (SF-LLL)

Mandatory Documents for Submission

Application for Federal Assistance (SF-424)
Project Narrative Attachment Form

Open Form

Optional Documents for Submission

Other Attachments Form

Open Form

Instructions

1 Enter a name for the application in the Application Filing Name field.
- This application can be completed in its entirety offline; however, you will need to login to the Grants.gov website during the submission process.

start Dennis Finney - Inbo... Download Grant Appli... http://apply07.grant... Grants.gov to EAPPL... 7:01 AM

Instructions are provided

http://apply07.grants.gov/apply/opportunities/packages/oppEPA-R3-001-cfda66.432.pdf - Windows Internet Explorer

http://apply07.grants.gov/apply/opportunities/packages/oppEPA-R3-001-cfda66.432.pdf

File Edit Go To Favorites Help

http://apply07.grants.gov/apply/opportunities/packa...

1 / 7 102% Sign Review & Comment Find

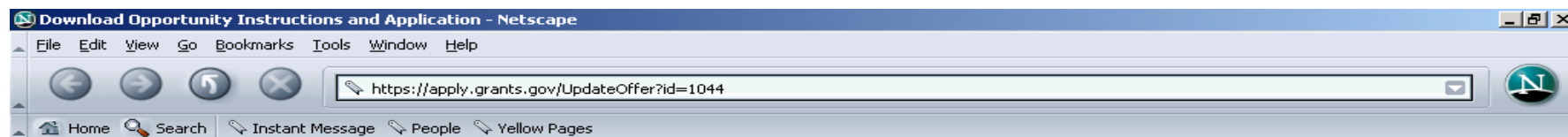
Please fill out the following form. Highlight Fields

Open Form

Instructions

- 1** Enter a name for the application in the Application Filing Name field.
 - This application can be completed in its entirety offline; however, you will need to login to the Grants.gov website during the submission process.
 - You can save your application at any time by clicking the "Save" button at the top of your screen.
 - The "Save & Submit" button will not be functional until all required data fields in the application are completed and you clicked on the "Check Package for Errors" button and confirmed all data required data fields are completed.
- 2** Open and complete all of the documents listed in the "Mandatory Documents" box. Complete the SF-424 form first.
 - It is recommended that the SF-424 form be the first form completed for the application package. Data entered on the SF-424 will populate data fields in other mandatory and optional forms and the user cannot enter data in these fields.
 - The forms listed in the "Mandatory Documents" box and "Optional Documents" may be predefined forms, such as SF-424, forms where a document needs to be attached, such as the Project Narrative or a combination of both. "Mandatory Documents" are required for this application. "Optional Documents" can be used to provide additional support for this application or may be required for specific types of grant activity. Reference the application package instructions for more information regarding "Optional Documents".
 - To open and complete a form, simply click on the form's name to select the item and then click on the => button. This will move the document to the appropriate "Documents for Submission" box and the form will be automatically added to your application package. To view the form, scroll down the screen or select the form name and click on the "Open Form" button to begin completing the required data fields. To remove a form/document from the "Documents for Submission" box, click the document name to select it, and then click the <=< button. This will return the form/document to the "Mandatory Documents" or "Optional Documents" box.
 - All documents listed in the "Mandatory Documents" box must be moved to the "Mandatory Documents for Submission" box. When you open a required form, the fields which must be completed are highlighted in yellow with a red border. Optional fields and completed fields are displayed in white. If you enter invalid or incomplete information in a field, you will receive an error message.
- 3** Click the "Save & Submit" button to submit your application to Grants.gov.
 - Once you have properly completed all required documents and attached any required or optional documentation, save the completed application by clicking on the "Save" button.
 - Click on the "Check Package for Errors" button to ensure that you have completed all required data fields. Correct any errors or if none are found, save the application package.
 - The "Save & Submit" button will become active; click on the "Save & Submit" button to begin the application submission process.
 - You will be taken to the applicant login page to enter your Grants.gov username and password. Follow all onscreen instructions for submission.

EPA specific instructions may be included



Download Opportunity Instructions and Application

You have chosen to download the instructions and application for the following opportunity:

CFDA Number: 66.001: Air Pollution Control Program Support

Opportunity Number: EPA-R3-001: Air Pollution Control

Competition ID: 01

Agency: Environmental Protection Agency

Opening Date: 05/05/2005

Closing Date: 05/05/2006

If you would like to be notified of any changes to this opportunity please enter your e-mail address below, and you will be e-mailed in the event this opportunity is changed and republished on Grants.gov before its closing date.

Download the instructions and application by selecting the download links below. While the instructions or application files may open directly, you may save the files to your computer for future reference and use. You do not need Internet access to read the instructions or the application once you save them to your computer.

1. [Download Application Instructions](#)

2. [Download Application Package](#)



Submit

After everything is completed the submit button will activate

http://apply07.grants.gov/apply/opportunities/packages/oppEPA-R3-001-cfda66.432.pdf - Windows Internet Explorer

http://apply07.grants.gov/apply/opportunities/packages/oppEPA-R3-001-cfda66.432.pdf

File Edit Go To Favorites Help

http://apply07.grants.gov/apply/opportunities/packa...

1 / 20 102% Sign Review & Comment Find

Please fill out the following form. Highlight Fields

Agency Contact:
Shareef Prater
prater.shareef@epa.gov
215-814-5398

This opportunity is only open to organizations, applicants who are submitting grant applications on behalf of a company, state, local or tribal government, academia, or other type of organization.

* Application Filing Name: [Redacted]

Mandatory Documents

Move Form to Complete [=>]
Move Form to Delete [<=]

Optional Documents
Disclosure of Lobbying Activities (SF-LLL)

Move Form to Submission List [=>]
Move Form to Delete [<=]

Mandatory Documents for Submission
Application for Federal Assistance (SF-424)
Project Narrative Attachment Form
Budget Information for Non-Construction Program
EPA Key Contacts Form 5700-54
Grants.gov Lobbying Form
Assurances for Non-Construction Programs (SF-42)
Budget Narrative Attachment Form
Open Form

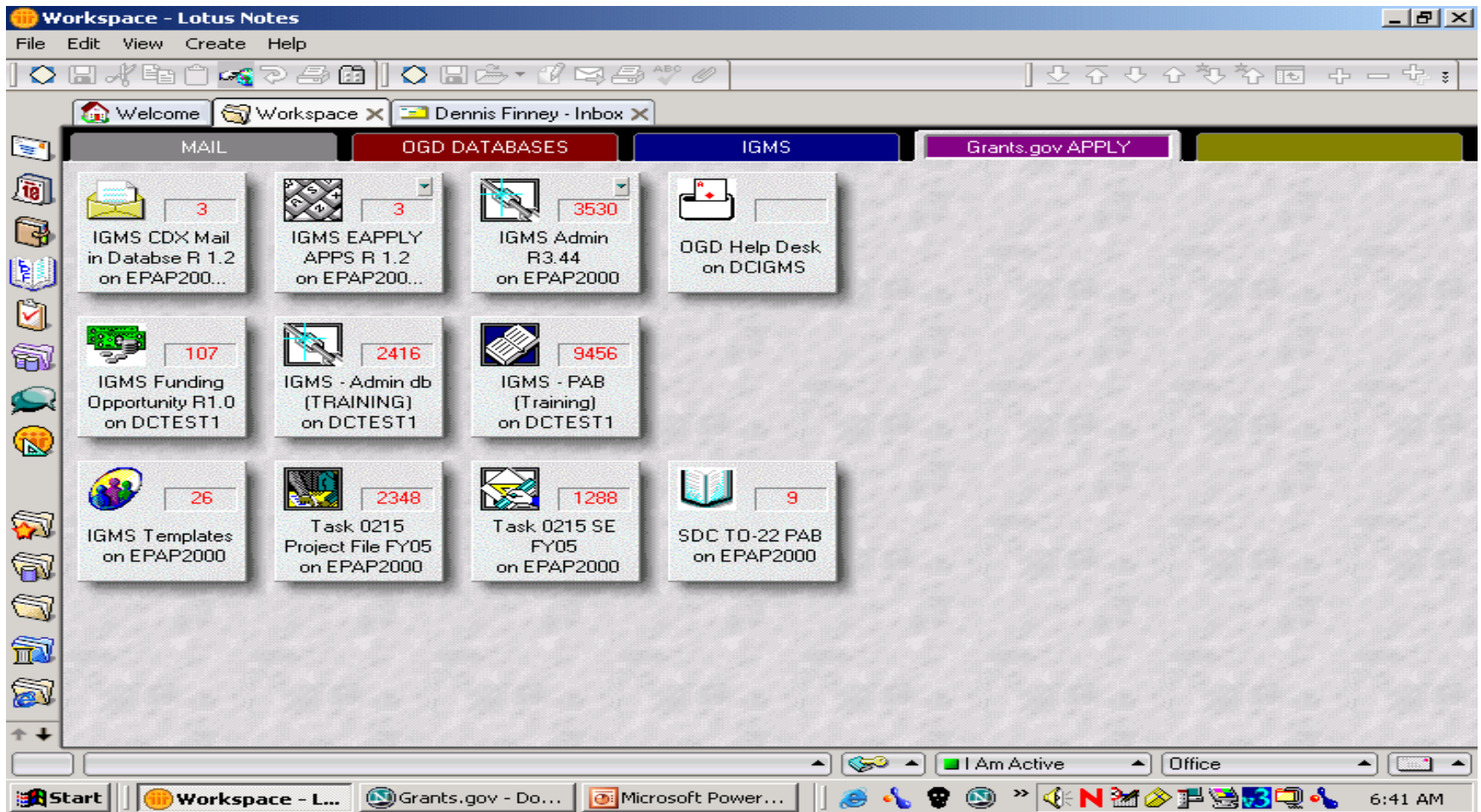
Optional Documents for Submission
Other Attachments Form
Optional Documents for Submission: Select the form and click the 'Open Form' button.
Open Form

Instructions
1 Enter a name for the application in the Application Filing Name field.
- This application can be completed in its entirety offline; however, you will need to login to the Grants.gov website during the submission process.

start Dennis Finney - Inbo... Download Grant Appli... http://apply07.grant... Grants.gov to EAPPL... 7:02 AM

IGMS EAPPLY database

Put an icon on your workspace and check anytime



EAPPLY

Look for your applications by Solicitation ID

IGMS EApply Database R1.2

By Phase
By **Solicitation ID**
By Solicitation Title
By CFDA
By Editor
By Project Officer
Essential App Data
Rcvd Date & Time
Exit

Last Save	Phase	Editor	Competition ID	Applicant
14	2005-STAR-H1			
12	2005-STAR-J1			
24	2005-STAR-K1			
5	EPA-AO-OPEI-05-01			
2	EPA-AO-OPEI-06-01			
3	EPA-F2006-GRO-A6			
3	EPA-F2006-GRO-A7			
1	EPA-F2006-GRO-B6			
7	EPA-F2006-GRO-B7			
6	EPA-F2006-GRO-B8			
3	EPA-F2006-GRO-C6			
2	EPA-F2006-GRO-C7			
6	EPA-F2006-GRO-C8			
1	EPA-F2006-GRO-C9			
7	EPA-F2006-GRO-D6			
1	EPA-F2006-GRO-D7			
2	EPA-F2006-GRO-D8			
6	EPA-F2006-GRO-D9			
18	EPA-F2006-GRO-E6			
11	EPA-F2006-GRO-E7			
17	EPA-F2006-GRO-F6			

I Am Active Office

Phases – Workflow

EAPPLY basic workflow

The screenshot displays the IGMS EApply - Lotus Notes application window. The interface includes a menu bar (File, Edit, View, Create, Actions, Help), a toolbar with various icons, and a tabbed workspace. The active tab is 'IGMS EApply', which shows a list of workflow phases. On the left, there is a sidebar with the 'IGMS EApply Database R1.2' logo and a list of navigation options: 'By Phase', 'By Solicitation ID', 'By Solicitation Title', 'By CFDA', 'By Editor', 'By Project Officer', 'Essential App Data', 'Rcvd Date & Time', and 'Exit'. The main pane displays a table with columns for 'Last Save', 'Competition ID', and 'Applicant'. The table lists the following phases:

Last Save	Competition ID	Applicant
	1645	Phase: Draft
	3	Phase: PO Draft
	31	Phase: PO Review
	1	Phase: GC Review
	33	Phase: Final
	49	Phase: Rejected
	1762	

The bottom of the screen shows the Windows taskbar with the Start button, open applications (IGMS EApply, Grants.gov, Microsoft Power...), and the system clock (6:42 AM).

PO Review Phase

Program Office Accepts the application for funding or may
Reject the application

GRANT00067144 - Lotus Notes

File Edit View Create Actions Section Help

Welcome Workspace X Dennis Finney - Inbox X IGMS EApply X GRANT00067144 X

Editor Delegate Accept Reject

Document Readers

SF-424
Application for Federal Assistance
Title: Mat-Su Watershed Resource Center

Document Status

Document Phase: PO Review
Current Editor: Dan Phalen
Delegate: Catherine Vila

Last Modified: 12/21/2005
Previous Editor: Dennis Finney

IGMS Information

Competition Close Date:
Approving Region: EPA R10
Project Officer: Dan Phalen
Awarding Region: R10
Grant Coordinator: Kathy Tsing-Choy

PO Phone: 206-553-8578

This is the protected text area of the form.

Start GRANT000671... Grants.gov - Do... Microsoft Power... 6:43 AM

Zip File

Submitted proposal and other files are found in the attached Zip file

GRANT00067144 - Lotus Notes

File Edit View Create Actions Section Help

Welcome Workspace X Dennis Finney - Inbox X IGMS EApply X GRANT00067144 X

Editor Delegate Accept Reject

Available for Review:

Is the Applicant delinquent on any Federal Debt?	No
---	----

Authorized Representative

Grants.gov		IGMS
Authorized Rep:	Catherine Inman	
Title:	District Manager	
Phone:	907-745-1441	

Key Contacts

Budget Summary

Application Attachments

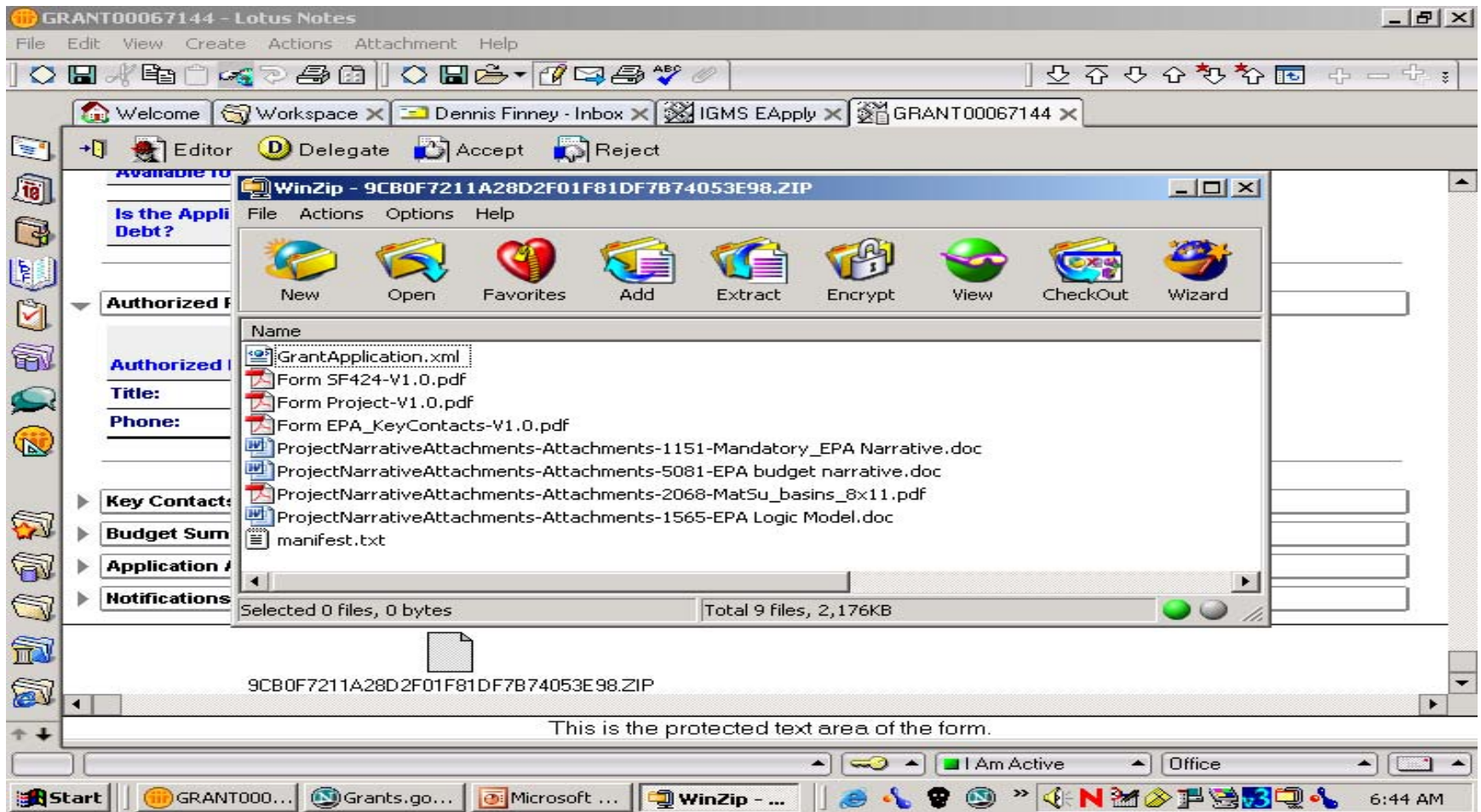
Notifications History

9CB0F7211A28D2F01F81DF7B74053E98.ZIP

This is the protected text area of the form.

Start GRANT000671... Grants.gov - Do... Microsoft Power... 6:44 AM

Attached Proposal File



GC Review

This phase is completed by GMO

GRANT00096496 - Lotus Notes

File Edit View Create Actions Text Help

Welcome Workspace X Dennis Finney - Inbox X IGMS EApply X GRANT00096496 X

Final Editor

Application for Federal Assistance

Title: American Association for Aerosol Research

Document Status

Document Phase: GC Review **Last Modified:** 05/09/2006

Current Editor: Dennis Finney

Delegate: Dennis Finney

IGMS Information

Competition Close Date:

Approving Region: HQ

Project Officer: Michael Bender **PO Phone:** 202-564-6829

Awarding Region: HQ

Grant Coordinator: Dennis Finney

Grant Specialist:

Program Code:

Grant Number:

Solicitation Information

Start | GRAN... | Micros... | My Ya... | Micros... | 9:26 AM

Final before going to IGMS Awards

GRANT00006321 - Lotus Notes

File Edit View Create Actions Section Help

Welcome Workspace X Dennis Finney - Inbox X IGMS EApply X GRANT00006321 X

Close Edit Comments

Applicant Information

	Grants.gov	IGMS
Applicant Type:	Nonprofit Organization (Other than Institution of Higher Education)Other (Specify)	Not for Profit
Applicant Name:	National Rural Water Association	NRWA - National Rural Water Association
Applicant DUNS #	098456585	09845685
Organizational Unit:	Not-for-Profit	
Sub Org Unit:		
EIN:	73-1006395	73-1006395
Address:	2915 S. 13th Street	2915 S. 13th Street
City:	Duncan	Duncan
State:	OK	OK
Zip:	73533	73533
County:	Stephens	Stephens
POC Name:	Claudette Atwood	
POC Phone:		
POC E-Mail:	nrwaca@nrwa.org	nrwaca@nrwa.org
POC FAX #	580-255-4476	580-255-4476

Start GRANT000063... Grants.gov - Do... Microsoft Power... I Am Active Office 6:45 AM

Important Links for Grants.gov info

- www.grants.gov
- <http://www.grants.gov/ForApplicants>
- <http://www.grants.gov/GetStarted>
- <http://intranet.epa.gov/ogd/guide/index.htm>
- <http://intranet.epa.gov/ogd/compet/forms.htm>