

US EPA ARCHIVE DOCUMENT

EMD Chemicals, Inc.
Laboratory Deer Tick Repellent Efficacy Study
Protocol Number: EMD-003
Completion Date: 8 November 2006, 12 December 2006

Study Title

Test of Personal Insect Repellents: Study EMD 003.2
Replacement for MRID 46979002

Data Requirement

OPPTS 810.3700

Author

Scott P. Carroll, Ph.D.

Study Initiation Date

23 October 2006

Study Completion Date

8 November 2006

Performing Laboratory

Carroll-Loye Biological Research
711 Oak Avenue
Davis, CA 95616

Laboratory Project ID

EMD-003.2 (Pump Spray)

STATEMENTS OF DATA CONFIDENTIALITY CLAIMS

1. No claim of confidentiality under FIFRA section 10(d)(1)(A),(B), or (C).

STATEMENT OF NO DATA CONFIDENTIALITY CLAIMS

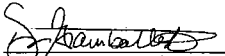
No claim of confidentiality is made for any information contained in this study on the basis of its falling within the scope of FIFRA section 10(d)(1)(A), (B), or (C).

Company: EMD Chemicals, Inc.

Company Agent:

Typed Name: Dan Giambattisto

Title: Senior Business Development Manager

Signature: 
Study Monitor or Monitor's Agent

Date: November 8, 2006

TABLE OF CONTENTS

| | |
|---|-----|
| Good Laboratory Practice Compliance Statement | 3 |
| Quality Assurance Unit Summary | 4 |
| Information Summary | 5 |
| Testing Materials and Methods | 6 |
| Test Results | 10 |
| Conclusions | 16 |
| Appendix 1. Repellency Data Spreadsheet | 17 |
| Appendix 2. Completed Repellency Data Capture Forms | 19 |
| Appendix 3. Treatment Allocation and Dosing | 33 |
| Appendix 4. Environmental Data | 34 |
| Appendix 5. Deviations from the Protocol and their Consequences | 38 |
| Appendix 6. Physical Plan of CLBR Laboratory | 41 |
| Appendix 7. Study Protocol EMD-004 | 42 |
| IRB Protocol Approval Documentation | 80 |
| Informed Consent Form | 82 |
| Appendix 8. Completed Dosimetry Data Capture Forms | 90 |
| Appendix 9. Certificate of Analysis | 140 |

EMD Chemicals, Inc.
Laboratory Deer Tick Repellent Efficacy Study
Protocol Number: EMD-003
Completion Date: 12 December 2006

Sponsor: EMD Chemicals, Inc.

GOOD LABORATORY PRACTICE COMPLIANCE STATEMENT

Study Compliance for the final report entitled Test of Personal Insect Repellents, Report EMD-003.2) for EMD Chemicals, Inc., Hawthorne, NY.


This study meets the requirements of U.S. EPA Good Laboratory Practice Regulations; Pesticide Programs (40 CFR 160).



8 November 2006

Scott P. Carroll, Ph.D.
Study Director and
Director of Efficacy Testing

Date



Study Monitor or Monitor's Agent

8 November 2006

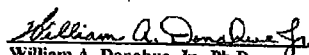
Dan Giambattisto
Study Submitter
Study Monitor or
Monitor's Agent

Date

QUALITY ASSURANCE STATEMENT

Carroll-Loye Biological Research, GLP study for EMD Chemicals, Inc., Protocol Number EMD-003.2 (Pump Spray, Deer Tick Repellent Efficacy, Laboratory Study) Entitled "Test of Personal Insect Repellents" was inspected during various stages of the study. The data presented in the final report represent an accurate record of the raw data and the experimental findings. Records of results of facility inspections, study and final report audits are kept on file at Sierra Research Laboratories. The phases of the study inspected, dates and the findings were reported to management are as follows:

| Phase Inspected | Date | Description |
|------------------------------|------------------|--|
| Protocol Review | 26 October 2006 | Protocol Review and Comments |
| In-Life Inspection And Audit | 28 October 2006 | Test Day 0 - Treatment, Application of Test Substances to Test System - Efficacy Evaluations |
| Letter to Management | 06 November 2006 | Letter Sent to C-LBR Management & Study Director |
| Final Report Audit | 08 November 2006 | Final Report Audit and QAU Statement |


William A. Donahue, Jr., Ph.D.
Quality Assurance Unit

08 November 2006
Date

Information Summary

1) Objective

The objective of this study was to test the repellency of the Test Material to deer ticks (*Ixodes scapularis*). Ticks were laboratory-reared, unexposed to pathogenic microorganisms.

2) Protocol Reference

Carroll-Loye protocol EMD-003, 'Test of Personal Insect Repellents' (Appendix 7; includes sponsor signature). Protocol EMD-003 and its associated consent form were approved by the Independent Investigational Review Board Inc. (Appendix 7).

3) Test Material

A topical insect repellent formulation intended for Pump Spray delivery, with information as follows (Table 1).

Table 1. Test Material information

| Article no. | Description | Active ingredient | Hereinafter |
|-------------------------------|-------------|-------------------|---------------------------------|
| EUS26-15-9N (lot # M17279) | Pump Spray | IR3535 | 'Test Material' or 'Pump Spray' |

4) Untreated Control

Untreated skin (hereinafter 'Untreated Control').

5) Deviations from the Protocol

Deviations from the protocol and their consequences are given in Appendix 5.

Testing Materials and Methods

1) Test Sites and dates

Testing was conducted in the Arthropod Behavior Laboratory at Carroll-Loye Biological Research on 28-30 October 2006.

2) Environmental Conditions

Temperature, relative humidity and light intensity were recorded at approximately 1-hour intervals during the test.

3) Human Study Subjects

Twelve human subjects were used in measurements of dosage. Ten human subjects exposed the test material to ticks for efficacy evaluation. A sample size of ten subjects was chosen for efficacy testing to give a reasonably large statistical population size while avoiding exposing too many individuals to the minor but present risks associated with exposure to biting arthropods. Subjects were 18 years or more of age, believed themselves to be in good physical condition, had not used repellents in the week prior to enrolling in the study, were not students or employees of the Study Director, were not phobic of ticks, refrained from using alcoholic beverages or smoking during the test, and signed the IRB approved Informed Consent Form. Females were negative in pregnancy tests conducted the morning of the day they participated in testing, and stated that they were not lactating.

4) Ticks

Nymphal deer ticks (*Ixodes scapularis*) are appropriate study animals because they are important in vectoring the Lyme Disease pathogen to humans and pets. These ticks may obtain the spirochete during larval feeding on wildlife, and then readily pass it to human or pets during the succeeding nymphal stage because their small size makes them difficult to detect while they are feeding.

This study did not test tick biting, and the risk of disease transmission during its conduct is judged to be extremely low. Nonetheless, to preclude the possibility of having infected ticks present in the laboratory, laboratory-reared, disease-free ticks were used. Nymphal deer ticks were obtained from Dr. Thomas Mather of the University of Rhode Island Tick Laboratory. They were descended from field caught adults from Rhode Island, and had been in the laboratory for several generations, obviating the risk of transovarial pathogen transmission (see pathogen screening, below). Their identity was verified by the Study Director.

Ticks were reared at 23.5°C, >97% relative humidity and a 14L:10D light cycle. These conditions maintained the ticks in a state of host-seeking readiness, so that their behavior would be comparable to that of ticks that people encounter in the natural environment. The ticks were reared on quarantined rodents screened to be pathogen-free for all tick-transmitted pathogens and hantavirus using appropriate culture, direct detection (PCR), and immunological screening assays.

5) Dosage determination

To determine dosage, we measured arm surface area for individual subjects based on the length and a set of four approximately evenly spaced circumferences taken from each arm. After practicing with the Pump Spray to get a feel for its application properties, subjects completed a series of three self-applications to each arm. Before and after each application, a technician weighed the bottle containing the Pump Spray on a traceably calibrated Sartorius GC 2502 (measurement increment 0.001 g, 500 g capacity). A mean dosage was calculated for each subject per unit area of skin surface.

The grand mean of subject means was then used as the dosage rate for the efficacy testing. Those applications were made volumetrically, based on the limb surface areas of each subject and the specific gravity of the Pump Spray repellent (ca. 0.95 g/ml, Appendix 9).

6) Test Materials and their application

Test Materials were produced in February 2006. They were couriered to Carroll-Loye Biological Research on 7 April 2006, with Chain-of-Custody documented.

They were then stored at the Carroll-Loye Offices at in a closed cabinet at room temperature (20-24°C).

Individual doses were prepared for each subject on the basis of the surface area of their forearm skin. The dosing rate was 0.0006 ml of Test Material per square cm of skin surface area.

Before the Test Material was applied, subjects washed their hands and arms carefully with a fragrance-free cleanser, rinsed them with 35% ethanol in water, and then dried them with clean towels. The Test Material was then applied by Carroll-Loye Technicians, using a syringe and two fingertips in a surgical glove, to spread the materials as evenly as possible.

When a subject tested more than one repellent formulation in sequence (i.e., on different days), a different limb was treated in the subsequent test. Treatment allocation and dosing is given in Appendix 3. Four females and six males tested the Pump Spray repellent.

7) Exposure to ticks

Ticks were housed in plastic vials with a moist paper substrate. Vials with ticks had their lids removed and were placed in small trays from which ticks could not escape. Subjects had practiced procuring unused ticks from the vials/trays with a small artist's paintbrush in advance of the test.

Exposures began 15 minutes after the application of the Test Material. In each exposure period ticks were first tested on the untreated arm to determine if they were sufficiently active in questing. To assist subjects in positioning ticks and in determining how far ticks walked, after application of the Test Material, each subject was marked on the skin with three black dots with a Sharpee marker. On each arm, one dot was placed at the wrist (i.e., at the margin of the treated area), a second dot was placed 3 cm into the treated area in a line toward the elbow, and a third was placed in the opposite direction, 3 cm onto the palm.

Subjects worked in groups of 3-4, initiating exposures together. To initiate an exposure, a subject used a paintbrush to lift a tick onto the palm dot of the untreated arm. To be included in the test, each tick needed to be active in locomotion and to travel at least as far as the proximal dot within 3 min of

placement. Ticks usually began walking shortly after they were placed, and when necessary, the brush was then used very gently to guide, but not push or force, them in the direction of the elbow. They were allowed to remain on the hand or arm for three minutes after moving in the direction of the elbow. Ticks meeting that criterion (all did) were scored as 'crossing on the untreated arm. They were immediately tested on the treated arm in like manner. Ticks that walked away from the treated area, after having approached it, were occasionally repositioned with the brush near the treatment a second or third time within an exposure period in order to clearly satisfy the scoring criterion for repulsion. Ticks that crossed into the material for a distance of at least 3 cm towards the elbow were scored as 'crossing' the treated arm.

Subjects were monitored at all times and were also instructed to ask for assistance from the Study Director or a technician when they were uncertain about scoring any individual ticks, and these crossings or repellencies were confirmed by laboratory personnel. Subjects used a large, highly visible wall clock to measure time. Each tick was employed in only a single exposure period, on a single subject. Discarded ticks were placed in vials in trays labeled 'Used' and periodically removed from the lab test area by technicians. Brushes were periodically replaced with new or cleaned ones. Brushes were cleaned in 50% ethanol and air-dried before re-use.

A stopping rule for exposures was invoked when a subject experienced a crossing in each of two or in two of three consecutive exposure periods (product breakdown). Subjects were withdrawn from further exposure in those cases where such an event occurred.

8) Data recording

The crossing of the proximal dot by a tick within three minutes of its placement on the treated limb was defined as a repellent failure. Ticks that did not cross were scored as repelled. Technical personnel monitored the results of each exposure in each subject group. Because most observations were unequivocal repulsions in which ticks sharply altered their direction of locomotion upon approaching within a few cm or mm of the Test Material, there was little ambiguity regarding scoring in almost all cases. The verified scores were then recorded by the subjects themselves, every 15 minutes, after each three-minute exposure. Data from first exposures were recorded as taking place at 15 minutes after application.

9) Data Analyses

Descriptive statistics were generated with the software 'SAS JMP' Version 5.0.1.2 (SAS Institute, Cary NC). Dosimetry analyses, based mainly on subject means, consisted of nonparametric rank and correlation tests, and parametric regression.

We calculated Complete Protection Time (CPT) as the interval between application and the First Confirmed Crossing. The First Confirmed Crossing was defined as the first crossing followed by another crossing within one-half hour, i.e., in either of the subsequent two exposure periods. This measure is analogous to that of First Confirmed Bite, which is commonly used in measures of repellency to biting insects. Complete Protection Time measured in this way gives a single time value for each subject. Mean CPT was calculated across all 10 subjects, and is presented with standard deviation and 95% confidence interval information as well.

Test Results

Dosimetry

Control dosimeters on arms increased slightly in weight on average (\pm sd) (0.0009 ± 0.0004 g). In contrast, the average weight increment in treated dosimeters was 0.15 ± 0.09 g, about 170 times greater than the control average value. We regard the small control increment (ca. 0.6% of the treated increment) as inconsequential and do not consider it further.

Individual subjects differed significantly in their Pump Spray self-dosing behavior, showing a substantial range in details of their application behaviors (Table 2). While dosing to left and right arms was not absolutely uniform, there was no systematic difference. There was no significant correlation between arm surface area and the behaviors shown in Table 2, nor correlation between arm surface area and estimated arm dosage.

Table 2. Description and analysis of subject self-application behavior when applying repellent with the Pump Spray delivery system. Data from right and left arms were pooled for analysis.

| Subject application behavior | Grand mean ¹ ± sd | Range ² | Chi-square ^{3,4} |
|------------------------------|------------------------------|--------------------|---------------------------|
| Distance nozzle to skin (cm) | 11.1 ± 3.2 | 5.1 - 16.0 | 61.8 |
| Number of pumps | 9.6 ± 3.2 | 3.7 - 14.7 | 66.9 |

¹Grand mean is of individual subject means (N = 12 subject means of 3 values per subject).

²Range is of subject means

³Chi-square approximations of Kruskal-Wallis Rank Sums

⁴P-values are < 0.0001

Estimates from dosimeters indicated that individuals varied substantially in the amount of Pump Spray that they applied (Table 3). In multiple regression analysis, the average amount of Pump Spray intercepted by each subject's dosimeters was unaffected by the distance from nozzle to skin, but was positively affected by the number of times the pump was actuated (F = 24.2, P < 0.002). Interestingly, a similar result emerged for dosing rate (grams repellent per cm² of skin) (Table 4). Those results show that subjects who actuated the Pump Spray delivery system more tended to dose at a greater rate, as did individuals with larger arms.

Table 3. Pump Spray dosimetry means (g/cm^2) from 12 subjects. Each subject applied Pump Spray to each arm three times. Means for each arm are calculated from those three values per arm.

| Subject code no. | Mean left arm | Mean right arm | Grand mean |
|------------------|---------------|----------------|------------|
| 2 | 0.0003 | 0.0003 | 0.0003 |
| 4 | 0.0005 | 0.0007 | 0.0006 |
| 6 | 0.0005 | 0.0005 | 0.0005 |
| 9 | 0.0015 | 0.0013 | 0.0014 |
| 13 | 0.0004 | 0.0007 | 0.0006 |
| 14 | 0.0006 | 0.0008 | 0.0007 |
| 19 | 0.0002 | 0.0002 | 0.0002 |
| 23 | 0.0004 | 0.0004 | 0.0004 |
| 26 | 0.0005 | 0.0004 | 0.0004 |
| 30 | 0.0011 | 0.0017 | 0.0014 |
| 42 | 0.0011 | 0.0010 | 0.0011 |
| 56 | 0.0004 | 0.0004 | 0.0004 |

Table 4. Factors that did and did not determine dosing rate (g/cm^2) of the Pump Spray repellent. Results are given for multiple regression analysis.

| Source | DF | F Ratio | Prob > F |
|--------------------------------|----|---------|----------|
| Mean cm from skin | 1 | 2.50 | 0.1526 |
| Mean no. of pumps | 1 | 24.98 | 0.0011 |
| Surface area (cm^2) | 1 | 8.87 | 0.0176 |

The mean (\pm sd) dosing rate for arms was $0.00067 \pm 0.00039 \text{ g}/\text{cm}^2$. Based on that mean and the specific gravity of the Pump Spray repellent (0.95, Appendix 9), in the subsequent efficacy tests we used an arm dosing rate of $0.00071 \text{ ml}/\text{cm}^2$. That rates is 50% lower than the former industry standard implemented ($1.0 \text{ ml}/650 \text{ cm}^2$, or $0.00154 \text{ ml}/\text{cm}^2$), which otherwise would have been.

The rate estimated from the Pump Spray dosimetry analysis resulted in a mean subject dose of $0.35 \pm 0.19 \text{ g}$, which varied among subjects depending on individual arm surface area. An estimated average of $25 \pm 9 \%$ of dispensed Pump Spray was intercepted by arms (range, 10-39%), estimated from the dosimeter weight increments. Subject behavior was probably important in determining that efficiency of dispensation (% reaching the skin), but efficiency was not clearly predicted by any of the factors measured. Importantly from the standpoint of subject protection, dispensing efficiency was strongly positively correlated with the average estimated dose received (Spearman Rho = 0.66, $P < 0.02$). This means that subjects who successfully directed a greater proportion of material emitted from the dispenser onto the skin also applied greater total amount of the product.

Environmental Conditions

Laboratory temperature ranged from 19-26 °C, relative humidity from 31-52%, and ambient light from 80-517 lux. Environmental data are given in Appendix 4.

Crossing Rate on Untreated Arms

All ticks chosen by subjects were active in locomotion and met the questing criterion by traveling at least 6 cm toward the elbow on the untreated arm in 3 minutes.

Influence of Test Material on Probability of Crossing

Ticks were strongly affected by the Test Material, crossing in only a minority of cases (Table 5). The raw data are given in Appendix 1. Ticks repelled by the Test Material changed their trajectory upon approach, either reversing direction, or sometimes circumambulating the wrist near the materials. Ticks scored as crossing often remained in the treated area after crossing, failing to traverse to the elbow, and instead ultimately reversing course or falling from the arm onto the lab bench.

Table 5 shows, for each of the 10 subjects, the time between application and their withdrawal from the test. Half of the subjects withdrew before receiving a confirming crossing. All of those voluntary withdrawals were due to the protracted nature of the test, leading to a need in subjects to rest or to turn to other obligations.

Table 5. Hours until first confirmed crossing (Complete Protection Time) (in descending order), cause of withdrawal and number of crossings, by subject.

| Subject no. | CPT ¹ | FCC ² ? | Total Crossings ³ |
|-------------|------------------|--------------------|------------------------------|
| 46 | 15.00 | No | 1 |
| 49 | 15.00 | No | 1 |
| 51 | 14.50 | No | 2 |
| 44 | 13.00 | No | 1 |
| 14 | 13.00 | No | 0 |
| 19 | 13.00 | No | 2 |
| 32 | 11.50 | No | 3 |
| 31 | 11.25 | No | 0 |
| 45 | 8.25 | No | 1 |
| 40 | 6.50 | Yes | 4 |

¹ Complete Protection Time, the time until the First Confirmed Crossing, or if none occurred, until 15 minutes after the conclusion of data collection, which would otherwise have been the earliest possible time for a confirming crossing.

² This column answers whether there occurred a First Confirmed Crossing, defined as the first crossing followed by another within 30 min (i.e., in one of the subsequent two exposure periods).

³ Including the confirming crossing if it occurred.

Complete Protection Times ranged from 6.5 to 15 hours (Table 5). Mean CPT (\pm SD) was 12.1 ± 2.8 hours, with a 95% confidence interval of 10.1 - 14.1 hours. Subjects experienced from 0 - 4 crossings (mean \pm SD, 1.5 ± 1.3 , including the confirming crossing when it occurred). Only one of the 10 subjects received a confirming crossing before withdrawing (Table 2); the others departed due to the prolonged duration of data collection without stopping. The preponderance of subject withdrawals before failure indicates that the true test mean CPT was significantly longer than we were able to estimate

Conclusions

This deer tick repellent efficacy study was conducted for purposes of US/EPA registration. It is the first such Pump Spray study in which dosimetry studies were mandated, to be conducted in advance in order to determine typical consumer dosing behavior. The resulting average dosing rate for arms was then used as the rate for all subjects in efficacy.

Subjects varied substantially in their dosing behavior and dosing rates (Tables 2 and 3). Subjects who applied repellent more efficiently tended to deliver higher doses per unit area of their skin. Despite the individual variation in dosing rate, an advantage of applying the same, average dosing rate all subjects was that it might guard against early failures subjects who might otherwise “under-dose” for the test conditions. Under-dosing consumers might be expected to apply more repellent if protection is inadequate, and perhaps to learn about adequate dosing from experience. That process cannot take place in standard repellent efficacy trials. Consequently, the average value from the dosimetry study was chosen as a reasonable approximation of sensible dosing behavior. Notably, that approach did not result in obvious overdosing of subjects. The mean dosing rate that emerged from the dosimetry analysis was 50% lower than that which would have been applied based on industry standard protocols from the past.

Test Material EUS26-15-9N, a 20% IR3535 Pump Spray, provided substantial and prolonged protection against questing deer ticks in the experimental setting. The average Complete Protection Time (CPT) was over 12 hours, an exceptionally long mean for a tick repellent. The 95% confidence interval ranged from over 10 to over 14 hours. All ticks crossed on untreated arms, indicating that they were active and suitably challenging for the efficacy trial.

The average subject experienced 1.5 crossings over a mean exposure period of slightly over 12 hours. The most well protected subjects experienced single crossings in 15 hours or no crossings in 13 hours, while one more poorly protected subject experienced four crossings in 6.5 hours.

In summary, the present data set indicates that EMD Chemicals, Inc. Pump Spray repellent EUS26-15-9N gives an average of approximately 12 hours of Complete Protection against deer ticks.

EMD Chemicals, Inc.

Laboratory Deer Tick Repellent Efficacy Study

Protocol Number: EMD-003

Completion Date: 8 November 2006, 12 December 2006

Appendix 1. Raw data showing repellency of EMD Chemicals, Inc. EUS26-15-9N insect repellent Pump Spray. 0= repulsion, 1 = crossing.

| Subject | 1 | 2 | 3 | 4 | 5 | 6 | 7 | 8 | 9 | 10 | 11 | 12 | 13 | 14 | 15 | 16 | 17 | 18 | 19 | 20 | 21 | 22 | 23 | 24 | 25 | 26 | 27 | 28 | 29 | 30 | 31 | 32 | 33 | 34 | |
|---------|---|---|---|---|---|---|---|---|---|----|----|----|----|----|----|----|----|----|----|----|----|----|----|----|----|----|----|----|----|----|----|----|----|----|---|
| 40 | 0 | 0 | 0 | 0 | 0 | 0 | 1 | 0 | 0 | 0 | 0 | 1 | 0 | 0 | 0 | 0 | 0 | 0 | 0 | 0 | 0 | 0 | 0 | 0 | 0 | 0 | 1 | 1 | | | | | | | |
| 44 | 0 | 0 | 0 | 0 | 0 | 0 | 0 | 0 | 0 | 0 | 0 | 0 | 0 | 1 | 0 | 0 | 0 | 0 | 0 | 0 | 0 | 0 | 0 | 0 | 0 | 0 | 0 | 0 | 0 | 0 | 0 | 0 | 0 | 0 | 0 |
| 45 | 0 | 0 | 0 | 0 | 0 | 0 | 0 | 0 | 0 | 0 | 0 | 0 | 0 | 0 | 0 | 0 | 1 | 0 | 0 | 0 | 0 | 0 | 0 | 0 | 0 | 0 | 0 | 0 | 0 | 0 | 0 | 0 | 0 | 0 | 0 |
| 31 | 0 | 0 | 0 | 0 | 0 | 0 | 0 | 0 | 0 | 0 | 0 | 0 | 0 | 0 | 0 | 0 | 0 | 0 | 0 | 0 | 0 | 0 | 0 | 0 | 0 | 0 | 0 | 0 | 0 | 0 | 0 | 0 | 0 | 0 | 0 |
| 32 | 0 | 0 | 0 | 0 | 0 | 0 | 0 | 0 | 0 | 0 | 0 | 0 | 0 | 0 | 0 | 1 | 0 | 0 | 0 | 0 | 0 | 0 | 0 | 0 | 0 | 0 | 0 | 0 | 0 | 0 | 0 | 0 | 0 | 0 | 0 |
| 46 | 0 | 0 | 0 | 0 | 0 | 0 | 0 | 0 | 0 | 0 | 0 | 0 | 0 | 0 | 0 | 0 | 0 | 0 | 0 | 0 | 0 | 0 | 0 | 0 | 0 | 0 | 0 | 0 | 0 | 0 | 0 | 0 | 0 | 0 | 0 |
| 49 | 0 | 0 | 0 | 0 | 0 | 0 | 0 | 0 | 0 | 0 | 0 | 0 | 0 | 0 | 0 | 0 | 0 | 0 | 0 | 0 | 0 | 0 | 0 | 0 | 0 | 0 | 0 | 0 | 0 | 0 | 0 | 0 | 0 | 0 | 0 |
| 51 | 0 | 0 | 0 | 0 | 0 | 0 | 0 | 0 | 0 | 0 | 0 | 0 | 0 | 0 | 0 | 0 | 0 | 0 | 0 | 0 | 0 | 0 | 0 | 0 | 0 | 0 | 0 | 0 | 0 | 0 | 0 | 0 | 0 | 0 | 0 |
| 14 | 0 | 0 | 0 | 0 | 0 | 0 | 0 | 0 | 0 | 0 | 0 | 0 | 0 | 0 | 0 | 0 | 0 | 0 | 0 | 0 | 0 | 0 | 0 | 0 | 0 | 0 | 0 | 0 | 0 | 0 | 0 | 0 | 0 | 0 | 0 |
| 19 | 0 | 0 | 0 | 0 | 0 | 0 | 0 | 0 | 0 | 0 | 0 | 0 | 0 | 0 | 0 | 0 | 0 | 0 | 0 | 0 | 0 | 0 | 0 | 0 | 0 | 0 | 0 | 0 | 0 | 0 | 0 | 0 | 1 | 0 | 0 |

| Subject | 35 | 36 | 37 | 38 | 39 | 40 | 41 | 42 | 43 | 44 | 45 | 46 | 47 | 48 | 49 | 50 | 51 | 52 | 53 | 54 | 55 | 56 | 57 | 58 | 59 |
|---------|----|----|----|----|----|----|----|----|----|----|----|----|----|----|----|----|----|----|----|----|----|----|----|----|----|
| 40 | 0 | 0 | 0 | 0 | 0 | 0 | 0 | 0 | 0 | 0 | 0 | 0 | 0 | 0 | 0 | 0 | 0 | 0 | 0 | 0 | 0 | 0 | 0 | 0 | 0 |
| 44 | 0 | 0 | 0 | 0 | 0 | 0 | 0 | 0 | 0 | 0 | 0 | 0 | 0 | 0 | 0 | 0 | 0 | 0 | 0 | 0 | 0 | 0 | 0 | 0 | 0 |
| 45 | 0 | 0 | 0 | 0 | 0 | 0 | 0 | 0 | 0 | 0 | 0 | 0 | 0 | 0 | 0 | 0 | 0 | 0 | 0 | 0 | 0 | 0 | 0 | 0 | 0 |
| 31 | 0 | 0 | 0 | 0 | 0 | 0 | 0 | 0 | 0 | 0 | 0 | 0 | 0 | 0 | 0 | 0 | 0 | 0 | 0 | 0 | 0 | 0 | 0 | 0 | 0 |
| 32 | 0 | 0 | 0 | 0 | 0 | 0 | 0 | 0 | 0 | 0 | 0 | 0 | 0 | 0 | 0 | 0 | 0 | 0 | 0 | 0 | 0 | 0 | 0 | 0 | 0 |
| 46 | 0 | 0 | 0 | 0 | 0 | 0 | 0 | 0 | 0 | 0 | 0 | 0 | 0 | 0 | 0 | 0 | 0 | 0 | 0 | 0 | 0 | 0 | 0 | 0 | 0 |
| 49 | 0 | 0 | 0 | 0 | 0 | 0 | 0 | 0 | 0 | 0 | 0 | 0 | 0 | 0 | 0 | 0 | 0 | 0 | 0 | 0 | 0 | 0 | 0 | 0 | 0 |
| 51 | 0 | 0 | 0 | 0 | 0 | 0 | 0 | 0 | 0 | 0 | 0 | 0 | 0 | 0 | 0 | 0 | 0 | 0 | 0 | 0 | 0 | 0 | 0 | 0 | 0 |
| 14 | 0 | 0 | 0 | 0 | 0 | 0 | 0 | 0 | 0 | 0 | 0 | 0 | 0 | 0 | 0 | 0 | 0 | 0 | 0 | 0 | 0 | 0 | 0 | 0 | 0 |
| 19 | 0 | 0 | 0 | 0 | 0 | 0 | 0 | 0 | 0 | 0 | 0 | 0 | 0 | 0 | 0 | 0 | 0 | 0 | 0 | 0 | 0 | 0 | 0 | 0 | 0 |
| 40 | 0 | 0 | 0 | 0 | 0 | 0 | 0 | 0 | 0 | 0 | 0 | 0 | 0 | 0 | 0 | 0 | 0 | 0 | 0 | 0 | 0 | 0 | 0 | 0 | 0 |

| |
|----|
| 40 |
| 44 |
| 45 |
| 31 |
| 32 |
| 46 |
| 49 |
| 51 |
| 14 |
| 19 |
| 40 |

EMD Chemicals, Inc.
Laboratory Deer Tick Repellent Efficacy Study
Protocol Number: EMD-003
Completion Date: 8 November 2006

Appendix 2. Completed Data Capture Forms (subject names have been obscured)

| Study EMD-003 TEST OF REPELLENCY TO TICKS | | | | | | | | | | | |
|---|-------|-----------|---------|---------|------|-------------------|---------|---------|-------|-----------|---------|
| Test Day: 1 27 Oct. 2006 | | | | | | Subject Name: #14 | | | | | |
| Treated Arm: | | | | | | | | | | | |
| Treatment: Left: Pump | | | | | | | | | | | |
| DATA: R = Repelled, | | | | | | | | | | | |
| C = Crossed treated area more than 3 cm | | | | | | | | | | | |
| R or C? | | | | R or C? | | | | R or C? | | | |
| TRIAL | TIME | Untreated | Treated | TRIAL | TIME | Untreated | Treated | TRIAL | TIME | Untreated | Treated |
| 1 | 10:00 | R | R | 18 | 2:05 | C | R | 35 | 6:30 | C | R |
| 2 | 10:15 | R | R | 19 | 2:30 | C | R | 36 | 6:45 | C | R |
| 3 | 10:30 | C | R | 20 | 2:45 | C | R | 37 | 7:00 | C | R |
| 4 | 10:45 | C | R | 21 | 3:00 | C | R | 38 | 7:15 | C | R |
| 5 | 11:00 | C | R | 22 | 3:15 | C | R | 39 | 7:30 | C | R |
| 6 | 11:15 | C | R | 23 | 3:30 | C | R | 40 | 7:45 | C | R |
| 7 | 11:30 | C | R | 24 | 3:45 | C | R | 41 | 8:00 | C | R |
| 8 | 11:45 | C | R | 25 | 4:00 | C | R | 42 | 8:15 | C | R |
| 9 | 12:00 | C | R | 26 | 4:15 | C | R | 43 | 8:30 | C | R |
| 10 | 12:15 | C | R | 27 | 4:30 | C | R | 44 | 8:45 | C | R |
| 11 | 12:30 | C | R | 28 | 4:45 | C | R | 45 | 9:00 | C | R |
| 12 | 12:45 | C | R | 29 | 5:00 | C | R | 46 | 9:15 | C | R |
| 13 | 1:00 | C | R | 30 | 5:15 | C | R | 47 | 9:30 | C | R |
| 14 | 1:15 | C | R | 31 | 5:30 | C | R | 48 | 9:45 | C | R |
| 15 | 1:30 | C | R | 32 | 5:45 | C | R | 49 | 10:00 | C | R |
| 16 | 1:45 | C | R | 33 | 6:00 | C | R | 50 | 10:15 | C | R |
| 17 | 2:00 | C | R | 34 | 6:15 | C | R | 51 | 10:30 | C | R |

OBSERVER SIGNATURE: *Wanda S. [Signature]*

TICKS ON ARMS 2006.xls


| Study EMD-003 | | TEST OF REPELLENCY TO TICKS | | | | | | | | | |
|---|-------|-----------------------------|---------|-------------------|------|-----------|---------|---------|------|-----------|---------|
| Test Day: 1 27 Oct 2006 | | | | Subject Name: #31 | | | | | | | |
| Treated Arm: Right | | | | | | | | | | | |
| Treatment: Pump Spray | | | | | | | | | | | |
| DATA: R = Repelled, | | | | | | | | | | | |
| C = Crossed treated area more than 3 cm | | | | | | | | | | | |
| R or C? | | | | R or C? | | | | R or C? | | | |
| TRIAL | TIME | Untreated | Treated | TRIAL | TIME | Untreated | Treated | TRIAL | TIME | Untreated | Treated |
| 1 | 11:00 | C | R | 18 | 3:15 | R | R | 35 | 7:30 | C | R |
| 2 | 11:15 | C | R | 19 | 3:30 | C | R | 36 | 7:45 | C | R |
| 3 | 11:30 | C | R | 20 | 3:45 | C | R | 37 | 8 | C | R |
| 4 | 11:45 | C | R | 21 | 4 | C | R | 38 | 8:15 | C | R |
| 5 | 12 | C | R | 22 | 4:15 | C | R | 39 | 8:30 | C | R |
| 6 | 12:15 | C | R | 23 | 4:30 | C | R | 40 | 8:45 | C | R |
| 7 | 12:30 | C | R | 24 | 4:45 | C | R | 41 | 9 | C | R |
| 8 | 12:45 | C | R | 25 | 5 | C | R | 42 | 9:15 | C | R |
| 9 | 1 | C | R | 26 | 5:15 | C | R | 43 | 9:30 | C | R |
| 10 | 1:15 | C | R | 27 | 5:30 | C | R | 44 | 9:45 | C | R |
| 11 | 1:30 | C | R | 28 | 5:45 | C | R | 45 | 10 | C | R |
| 12 | 1:45 | C | R | 29 | 6 | R | R | 46 | | | |
| 13 | 2 | C | R | 30 | 6:15 | C | R | 47 | | | |
| 14 | 2:15 | C | R | 31 | 6:30 | C | R | 48 | | | |
| 15 | 2:30 | C | R | 32 | 6:45 | C | R | 49 | | | |
| 16 | 2:45 | C | R | 33 | 7 | C | R | 50 | | | |
| 17 | 3 | R | R | 34 | 7:15 | C | R | 51 | | | |

OBSERVER SIGNATURE: _____

TICKS ON ARMS 2006.xls

| Study EMD-003 | | | | TEST OF REPELLENCY TO TICKS | | | | | | | |
|---|-------|-------------|---------|-----------------------------|------|------------------|---------|---------|------|-----------|---------|
| Test Day: 29 Oct. 2006 | | | | | | Subject Name: 32 | | | | | |
| Treated Arm: Left | | | | | | | | | | | |
| Treatment: Pump spray | | | | | | | | | | | |
| DATA: R = Repelled, | | | | | | | | | | | |
| C = Crossed treated area more than 3 cm | | | | | | ----- | | | | | |
| | | | | | | | | | | | |
| R or C? | | | | R or C? | | | | R or C? | | | |
| TRIAL | TIME | Untreated | Treated | TRIAL | TIME | Untreated | Treated | TRIAL | TIME | Untreated | Treated |
| 1 | 9:30 | C | R | 18 | 1:45 | C | R | 35 | 6:00 | C | R |
| 2 | 9:45 | C | R | 19 | 2:00 | C | R | 36 | 6:15 | C | R |
| 3 | 10:00 | C | R | 20 | 2:15 | C | R | 37 | 6:30 | C | R |
| 4 | 10:15 | C | R | 21 | 2:30 | C | R | 38 | 6:45 | C | R |
| 5 | 10:30 | C | R | 22 | 2:45 | C | R | 39 | 7:00 | C | R |
| 6 | 10:45 | C | R | 23 | 3:00 | C | R | 40 | 7:15 | C | R |
| 7 | 11:00 | C | R | 24 | 3:15 | C | R | 41 | 7:30 | C | R |
| 8 | 11:15 | C | R | 25 | 3:30 | C | R | 42 | 7:45 | C | R |
| 9 | 11:30 | C | R | 26 | 3:45 | C | R | 43 | 8:00 | C | R |
| 10 | 11:45 | C | R | 27 | 4:00 | C | R | 44 | 8:15 | C | C |
| 11 | 12:00 | C | R | 28 | 4:15 | C | R | 45 | 8:30 | C | R |
| 12 | 12:15 | C | R | 29 | 4:30 | C | C | 46 | 8:45 | C | R |
| 13 | 12:30 | C | R | 30 | 4:45 | C | R | 47 | 9:00 | C | R |
| 14 | 12:45 | C | R | 31 | 5:00 | C | R | 48 | | | |
| 15 | 1:00 | C | R | 32 | 5:15 | C | R | 49 | | | |
| 16 | 1:15 | C | C | 33 | 5:30 | C | R | 50 | | | |
| 17 | 1:30 | C | R | 34 | 5:45 | C | R | 51 | | | |
| | 1:45 | 10/29/06 MS | | | | | | | | | |
| OBSERVER SIGNATURE: <i>Walter S. Dal...</i> | | | | | | | | | | | |

TICKS ON ARMS 2006.xls

| Study EMD-003 | | | | | | | | | | | | TEST OF REPELLENCY TO TICKS | | | | | |
|---|---------|-----------|---------|-------|-------------------|-----------|---------|-------|-------|-----------|---------|-----------------------------|--|--|--|--|--|
| Test Day: 29 Oct. 2006 | | | | | Subject Name: #40 | | | | | | | | | | | | |
| Treated Arm: Left | | | | | | | | | | | | | | | | | |
| Treatment: Pump Spray | | | | | | | | | | | | | | | | | |
| DATA: R = Repelled, | | | | | | | | | | | | | | | | | |
| C = Crossed treated area more than 3 cm | | | | | | | | | | | | ----- | | | | | |
| | | | | | | | | | | | | | | | | | |
| | R or C? | | | | | R or C? | | | | | R or C? | | | | | | |
| TRIAL | TIME | Untreated | Treated | TRIAL | TIME | Untreated | Treated | TRIAL | TIME | Untreated | Treated | | | | | | |
| 1 | 09:45 | C | R | 18 | 14:00 | C | R | 35 | 18:15 | | | | | | | | |
| 2 | 10:00 | C | R | 19 | 14:15 | C | R | 36 | 18:30 | | | | | | | | |
| 3 | 10:15 | C | R | 20 | 14:30 | C | R | 37 | 18:45 | | | | | | | | |
| 4 | 10:30 | C | R | 21 | 14:45 | C | R | 38 | 19:00 | | | | | | | | |
| 5 | 10:45 | C | R | 22 | 15:00 | C | R | 39 | 19:15 | | | | | | | | |
| 6 | 11:00 | C | R | 23 | 15:15 | C | R | 40 | 19:30 | | | | | | | | |
| 7 | 11:15 | C | C | 24 | 15:30 | C | R | 41 | 19:45 | | | | | | | | |
| 8 | 11:30 | C | R | 25 | 15:45 | C | R | 42 | 20:00 | | | | | | | | |
| 9 | 11:45 | C | R | 26 | 16:00 | C | C | 43 | 20:15 | | | | | | | | |
| 10 | 12:00 | C | R | 27 | 16:15 | C | C | 44 | 20:30 | | | | | | | | |
| 11 | 12:15 | C | R | 28 | 16:30 | | | 45 | 20:45 | | | | | | | | |
| 12 | 12:30 | C | R | 29 | 16:45 | | | 46 | 21:00 | | | | | | | | |
| 13 | 12:45 | C | C | 30 | 17:00 | | | 47 | 21:15 | | | | | | | | |
| 14 | 13:00 | C | R | 31 | 17:15 | | | 48 | 21:30 | | | | | | | | |
| 15 | 13:15 | C | R | 32 | 17:30 | | | 49 | | | | | | | | | |
| 16 | 13:30 | C | R | 33 | 17:45 | | | 50 | | | | | | | | | |
| 17 | 13:45 | C | R | 34 | 18:00 | | | 51 | | | | | | | | | |
| | | | | | | | | | | | | | | | | | |
| | | | | | | | | | | | | | | | | | |
| OBSERVER SIGNATURE:  | | | | | | | | | | | | | | | | | |

| Study EMD-003 (EE) TEST OF REPELLENCY TO TICKS | | | | | | | | | | | |
|---|-------|-----------|---------|---------|------|-----------|---------|---------------|------|-----------|---------|
| Test Day: 30 Sept. 2006 | | | | | | | | Subject Name: | | | |
| Treated Arm: Left | | | | | | | | # 44 | | | |
| Treatment: Pump Spray | | | | | | | | | | | |
| DATA: R = Repelled, | | | | | | | | | | | |
| C = Crossed treated area more than 3 cm | | | | | | ----- | | | | | |
| | | | | | | | | | | | |
| | | | | | | | | | | | |
| | | | | | | | | | | | |
| R or C? | | | | R or C? | | | | R or C? | | | |
| TRIAL | TIME | Untreated | Treated | TRIAL | TIME | Untreated | Treated | TRIAL | TIME | Untreated | Treated |
| 1 | 9:15 | C | R | 18 | 1:30 | C | R | 35 | 5:45 | C | R |
| 2 | 9:30 | C | R | 19 | 1:45 | C | R | 36 | 6:00 | C | R |
| 3 | 9:45 | C | R | 20 | 2:00 | C | R | 37 | 6:15 | C | R |
| 4 | 10:00 | C | R | 21 | 2:15 | C | R | 38 | 6:30 | C | R |
| 5 | 10:15 | C | R | 22 | 2:30 | C | R | 39 | 6:45 | C | R |
| 6 | 10:30 | C | R | 23 | 2:45 | C | R | 40 | 7:00 | C | R |
| 7 | 10:45 | C | R | 24 | 3:00 | C | R | 41 | 7:15 | C | R |
| 8 | 11:00 | C | R | 25 | 3:15 | C | R | 42 | 7:30 | C | R |
| 9 | 11:15 | C | R | 26 | 3:30 | C | R | 43 | 7:45 | C | R |
| 10 | 11:30 | C | R | 27 | 3:45 | C | R | 44 | 8:00 | C | R |
| 11 | 11:45 | C | R | 28 | 4:00 | C | R | 45 | 8:15 | C | R |
| 12 | 12:00 | C | R | 29 | 4:15 | C | R | 46 | 8:30 | C | R |
| 13 | 12:15 | C | R | 30 | 4:30 | C | R | 47 | 8:45 | C | R |
| 14 | 12:30 | C | C | 31 | 4:45 | C | R | 48 | 9:00 | C | R |
| 15 | 12:45 | C | R | 32 | 5:00 | C | R | 49 | 9:15 | C | R |
| 16 | 1:00 | C | R | 33 | 5:15 | C | R | 50 | 9:30 | C | R |
| 17 | 1:15 | C | R | 34 | 5:30 | C | R | 51 | 9:45 | C | R |
| OBSERVER SIGNATURE: <i>[Signature]</i> | | | | | | | | | | | |

TICKS ON ARMS 2006.xls

| Study EMD-003 TEST OF REPELLENCY TO TICKS | | | | | | | | | | | |
|---|-------|-----------|---------|---------|---|---------------|---------|---------|------|-----------|---------|
| Test Day: 29 October 2006 | | | | | | Subject Name: | | | | | |
| Treated Arm: Left | | | | | | | | | | | |
| Treatment: Pump Spray | | | | | | | | | | | |
| DATA: R = Repelled, | | | | | | | | | | | |
| C = Crossed treated area more than 3 cm | | | | | | ----- | | | | | |
| R or C? | | | | R or C? | | | | R or C? | | | |
| TRIAL | TIME | Untreated | Treated | TRIAL | TIME | Untreated | Treated | TRIAL | TIME | Untreated | Treated |
| 1 | 10:15 | C | R | 18 | 2:30 | C | R | 35 | | | |
| 2 | 10:30 | C | R | 19 | 2:45 | C | R | 36 | | | |
| 3 | 10:45 | C | R | 20 | 3:00 | C | R | 37 | | | |
| 4 | 11:00 | C | R | 21 | 3:15 | C | R | 38 | | | |
| 5 | 11:15 | C | R | 22 | 3:30 | C | R | 39 | | | |
| 6 | 11:30 | C | R | 23 | 3:45 | C | R | 40 | | | |
| 7 | 11:45 | C | R | 24 | 3:50 ^{EE} 3:50 _{10/29/06} | C | R | 41 | | | |
| 8 | 12:00 | C | R | 25 | 4:15 | C | R | 42 | | | |
| 9 | 12:15 | C | R | 26 | 4:30 | C | R | 43 | | | |
| 10 | 12:30 | C | R | 27 | 4:45 | C | R | 44 | | | |
| 11 | 12:45 | C | R | 28 | 5:00 | C | R | 45 | | | |
| 12 | 1:00 | C | R | 29 | 5:15 | C | R | 46 | | | |
| 13 | 1:15 | C | R | 30 | 5:30 | C | R | 47 | | | |
| 14 | 1:30 | C | R | 31 | 5:45 | C | R | 48 | | | |
| 15 | 1:45 | C | R | 32 | 6:00 | C | R | 49 | | | |
| 16 | 2:00 | C | R | 33 | 6:15 | C | R | 50 | | | |
| 17 | 2:15 | C | C | 34 | 6:30 ^{EE} 6:30 _{10/29/06} | | | 51 | | | |

OBSERVER SIGNATURE: Walter S. G. [Signature]

#45

TICKS ON ARMS 2006.xls

| Study EMD-003 TEST OF REPELLENCY TO TICKS | | | | | | | | | | | |
|---|------|-----------|---------|---------|------|---------------------|---------|---------|------|-----------|---------|
| Test Day: 29 Oct. 2006 | | | | | | Subject Name: _____ | | | | | |
| Treated Arm: Left | | | | | | | | | | | |
| Treatment: Pump Spray | | | | | | | | | | | |
| DATA: R = Repelled, | | | | | | | | | | | |
| C = Crossed treated area more than 3 cm | | | | | | ----- | | | | | |
| R or C? | | | | R or C? | | | | R or C? | | | |
| TRIAL | TIME | Untreated | Treated | TRIAL | TIME | Untreated | Treated | TRIAL | TIME | Untreated | Treated |
| 1 | 930 | C | R | 18 | 1345 | C | R | 35 | 1800 | C | R |
| 2 | 945 | C | R | 19 | 1400 | C | R | 36 | 1815 | C | R |
| 3 | 1000 | C | R | 20 | 1415 | C | R | 37 | 1830 | C | R |
| 4 | 1015 | C | R | 21 | 1430 | C | R | 38 | 1845 | C | R |
| 5 | 1030 | C | R | 22 | 1445 | C | R | 39 | 1900 | C | R |
| 6 | 1045 | C | R | 23 | 1500 | C | R | 40 | 1915 | C | R |
| 7 | 1100 | C | R | 24 | 1515 | C | R | 41 | 1930 | C | R |
| 8 | 1115 | C | R | 25 | 1530 | C | R | 42 | 1945 | C | R |
| 9 | 1130 | C | R | 26 | 1545 | C | R | 43 | 2000 | C | R |
| 10 | 1145 | C | R | 27 | 1600 | C | R | 44 | 2015 | C | R |
| 11 | 1200 | C | R | 28 | 1615 | C | R | 45 | 2030 | C | R |
| 12 | 1215 | C | R | 29 | 1630 | C | R | 46 | 2045 | C | R |
| 13 | 1230 | C | R | 30 | 1645 | C | R | 47 | 2100 | C | R |
| 14 | 1245 | C | R | 31 | 1700 | C | R | 48 | 2115 | C | R |
| 15 | 1300 | C | R | 32 | 1715 | C | R | 49 | 2130 | C | C |
| 16 | 1315 | C | R | 33 | 1730 | C | R | 50 | 2145 | C | R |
| 17 | 1330 | C | R | 34 | 1745 | C | R | 51 | 2200 | C | R |
| | | | | | | | | | 2245 | C | R |
| | | | | | | | | | 2230 | | |

OBSERVER SIGNATURE: _____ *wkpl*

p2

TICKS ON ARMS 2006.xls

| Study EMD-003 | | TEST OF REPELLENCY TO TICKS | | | | | | | | | | | |
|---|-----------------|-----------------------------|--------------|-------|------|-----------|---------|-------|------|-----------|---------|--|--|
| Test Day: 29/oct/06 | | Subject Name: #46 | | | | | | | | | | | |
| Treated Arm: Left | | | | | | | | | | | | | |
| Treatment: Pump Spray | | | | | | | | | | | | | |
| DATA: R = Repelled, | | | | | | | | | | | | | |
| C = Crossed treated area more than 3 cm | | ----- | | | | | | | | | | | |
| | | | | | | | | | | | | | |
| | | | | | | | | | | | | | |
| | | R or C? | | | | R or C? | | | | R or C? | | | |
| TRIAL | TIME | Untreated | Treated | TRIAL | TIME | Untreated | Treated | TRIAL | TIME | Untreated | Treated | | |
| 52 | 2215 | C | R | 69 | | | | 86 | | | | | |
| 53 | 2230 | C | R | 70 | | | | 87 | | | | | |
| 54 | 2245 | C | R | 71 | | | | 88 | | | | | |
| 55 | 2300 | C | R | 72 | | | | 89 | | | | | |
| 56 | 2315 | C | R | 73 | | | | 90 | | | | | |
| 57 | 2330 | C | R | 74 | | | | 91 | | | | | |
| 58 | 2345 | C | R | 75 | | | | 92 | | | | | |
| 59 | 2300 | C | R | 76 | | | | 93 | | | | | |
| 60 | 2400 | C | R | 77 | | | | 94 | | | | | |
| 61 | | | | 78 | | | | 95 | | | | | |
| 62 | | | | 79 | | | | 96 | | | | | |
| 63 | | | | 80 | | | | 97 | | | | | |
| 64 | | | | 81 | | | | 98 | | | | | |
| 65 | | | | 82 | | | | 99 | | | | | |
| 66 | | | | 83 | | | | 100 | | | | | |
| 67 | | | | 84 | | | | 101 | | | | | |
| 68 | | | | 85 | | | | 102 | | | | | |
| OBSERVER SIGNATURE: <i>W.K. J...</i> | | | | | | | | | | | | | |

10/29/06
MG

TICKS ON ARMS 2006.xls

| Study EMD-003 TEST OF REPELLENCY TO TICKS | | | | | | | | | | | |
|---|-------|-----------|---------|---------|-------|-------------------|---------|---------|-------|-----------|---------|
| Test Day: 29 October 2006 | | | | | | Subject Name: #49 | | | | | |
| Treated Arm: Left | | | | | | | | | | | |
| Treatment: Pump Spray | | | | | | | | | | | |
| DATA: R = Repelled, | | | | | | | | | | | |
| C = Crossed treated area more than 3 cm | | | | | | | | | | | |
| R or C? | | | | R or C? | | | | R or C? | | | |
| TRIAL | TIME | Untreated | Treated | TRIAL | TIME | Untreated | Treated | TRIAL | TIME | Untreated | Treated |
| 1 | 9:30 | C | R | 18 | 13:45 | C | R | 35 | 18:00 | C | R |
| 2 | 9:45 | C | R | 19 | 14:00 | C | R | 36 | 18:15 | C | R |
| 3 | 10:00 | C | R | 20 | 14:15 | C | R | 37 | 18:30 | C | R |
| 4 | 10:15 | C | R | 21 | 14:30 | C | R | 38 | 18:45 | C | R |
| 5 | 10:30 | C | R | 22 | 14:45 | C | R | 39 | 19:00 | C | R |
| 6 | 10:45 | C | R | 23 | 15:00 | C | R | 40 | 19:15 | C | R |
| 7 | 11:00 | C | R | 24 | 15:15 | C | R | 41 | 19:30 | C | R |
| 8 | 11:15 | C | R | 25 | 15:30 | C | R | 42 | 19:45 | C | R |
| 9 | 11:30 | C | R | 26 | 15:45 | C | R | 43 | 20:00 | C | R |
| 10 | 11:45 | C | R | 27 | 16:00 | C | R | 44 | 20:15 | C | R |
| 11 | 12:00 | C | R | 28 | 16:15 | C | R | 45 | 20:30 | C | R |
| 12 | 12:15 | C | R | 29 | 16:30 | C | R | 46 | 20:45 | C | R |
| 13 | 12:30 | C | R | 30 | 16:45 | C | R | 47 | 21:00 | C | R |
| 14 | 12:45 | C | R | 31 | 17:00 | C | R | 48 | 21:15 | C | R |
| 15 | 13:00 | C | R | 32 | 17:15 | C | R | 49 | 21:30 | C | R |
| 16 | 13:15 | C | R | 33 | 17:30 | C | R | 50 | 21:45 | C | R |
| 17 | 13:30 | C | R | 34 | 17:45 | C | R | 51 | 22:00 | C | R |
| | | | | | | | | | | | |
| | | | | | | | | | | | |
| | | | | | | | | | | | |
| OBSERVER SIGNATURE: <i>wk gub</i> | | | | | | | | | | | |

PS.2

| Study EMD-003 TEST OF REPELLENCY TO TICKS | | | | | | | | | | | |
|---|-------|-----------|---------|---------|------|---------------|---------|---------|------|-----------|---------|
| Test Day: 29 October 2006 | | | | | | Subject Name: | | | | | |
| Treated Arm: Left | | | | | | | | | | | |
| Treatment: Pump Spray | | | | | | | | | | | |
| DATA: R = Repelled, | | | | | | | | | | | |
| C = Crossed treated area more than 3 cm | | | | | | ----- | | | | | |
| R or C? | | | | R or C? | | | | R or C? | | | |
| TRIAL | TIME | Untreated | Treated | TRIAL | TIME | Untreated | Treated | TRIAL | TIME | Untreated | Treated |
| 52 | 22:15 | C | R | 69 | | | | 86 | | | |
| 53 | 22:30 | C | R | 70 | | | | 87 | | | |
| 54 | 22:45 | C | R | 71 | | | | 88 | | | |
| 55 | 23:00 | C | R | 72 | | | | 89 | | | |
| 56 | 23:15 | C | R | 73 | | | | 90 | | | |
| 57 | 23:30 | C | C | 74 | | | | 91 | | | |
| 58 | 23:45 | C | R | 75 | | | | 92 | | | |
| 59 | 24:00 | C | R | 76 | | | | 93 | | | |
| 60 | | | | 77 | | | | 94 | | | |
| 61 | | | | 78 | | | | 95 | | | |
| 62 | | | | 79 | | | | 96 | | | |
| 63 | | | | 80 | | | | 97 | | | |
| 64 | | | | 81 | | | | 98 | | | |
| 65 | | | | 82 | | | | 99 | | | |
| 66 | | | | 83 | | | | 100 | | | |
| 67 | | | | 84 | | | | 101 | | | |
| 68 | | | | 85 | | | | 102 | | | |
| OBSERVER SIGNATURE: <i>W. K. Johnson</i> | | | | | | | | | | | |

49

Appendix 3. Treatment allocation and dosing

| Subject # | Lower arm surface area cm² | Dosage (ml) |
|------------------|--|--------------------|
| 14 | 569 | 0.40 |
| 19 | 410 | 0.28 |
| 31 | 551 | 0.39 |
| 32 | 616 | 0.44 |
| 40 | 458 | 0.33 |
| 44 | 388 | 0.28 |
| 45 | 387 | 0.28 |
| 46 | 617 | 0.44 |
| 49 | 569 | 0.40 |
| 51 | 549 | 0.39 |

EMD Chemicals, Inc.
Laboratory Deer Tick Repellent Efficacy Study
Protocol Number: EMD-003
Completion Date: 8 November 2006


Appendix 4. Environmental Record

Carroll-Loye Biological Research

711 Oak Avenue Davis, California 95616 Tel (530) 297-6080 Facsimile x6081

LABORATORY ENVIRONMENTAL CONDITIONS

Study: EMD-003
Test Day: 28 Oct. 2006

Exact Locale: CLBR
Observer: Scott P. Carroll
Observer signature: 

Time Temp°C Humidity Lux

| Time | Temp°C | Humidity | Lux |
|-------|--------|----------|-----|
| 0800 | 19 | 40 | 116 |
| 0900 | 22 | 37 | 217 |
| 1000 | 22 | 39 | 373 |
| 1130 | 23 | 38 | 447 |
| 1200 | 24 | 35 | 495 |
| 1230 | 25 | 38 | 394 |
| 1330 | 26 | 36 | 415 |
| 1430 | 25 | 31 | 366 |
| 1530 | 25 | 33 | 325 |
| 1630 | 25 | 32 | 373 |
| 17:30 | 26 | 32 | 140 |
| 1830 | 23 | 34 | 117 |
| 19:30 | 24 | 34 | 122 |
| 20:30 | 24 | 34 | 136 |
| | | | |

Carroll-Loye Biological Research

711 Oak Avenue Davis, California 95616 Tel (530) 297-6080 Facsimile x6081

LABORATORY ENVIRONMENTAL CONDITIONS

Study: EMD-003

Test Day: 29 October 2006

Exact Locale: CLBR

Observer: Bill Johnson

Observer signature: *W.K.J.*

Time Temp°C Humidity Lux

| | | | |
|-------|----|----|-----|
| 9:00 | 21 | 40 | 399 |
| 10:00 | 22 | 42 | 410 |
| 11:00 | 22 | 33 | 517 |
| 12:00 | 23 | 35 | 497 |
| 13:00 | 23 | 34 | 471 |
| 14:00 | 24 | 33 | 405 |
| 15:00 | 25 | 32 | 375 |
| 16:00 | 25 | 35 | 257 |
| 17:00 | 25 | 36 | 157 |
| 18:00 | 25 | 36 | 139 |
| 19:00 | 25 | 36 | 137 |
| 20:00 | 25 | 35 | 176 |
| 21:00 | 24 | 35 | 176 |
| 22:00 | 23 | 34 | 176 |
| 23:00 | 23 | 34 | 176 |
| 24:00 | 22 | 34 | 174 |

8°C
8°C

Carroll-Loye Biological Research

711 Oak Avenue Davis, California 95616 Tel (530) 297-6080 Facsimile x6081

LABORATORY ENVIRONMENTAL CONDITIONS

Study: EMD-003
Test Day: 30 October 2006

Exact Locale: CLBR
Observer: Bill Johnson
Observer signature: *Wkj*

Time Temp°C Humidity Lux

| | | | |
|-------|----|----|-----------------------|
| 9:00 | 20 | 45 | 386 |
| 10:00 | 20 | 45 | 445 |
| 11:00 | 21 | 44 | 391 247 |
| 12:00 | 22 | 43 | 437 |
| 13:00 | 23 | 40 | 419 |
| 14:00 | 23 | 40 | 342 |
| 15:00 | 25 | 42 | 292 |
| 16:00 | 25 | 42 | 176 |
| 17:00 | 21 | 44 | 083 |
| 18:00 | 21 | 52 | 086 |
| 19:00 | 24 | 41 | 084 |
| 20:00 | 24 | 37 | 080 |
| 21:00 | 23 | 38 | 082 |
| 22:00 | 23 | 39 | 092 |
| 23:00 | 23 | 40 | 084 |
| 24:00 | 22 | 37 | 087 |

9°C (88) 30 Oct 06

Appendix 5. Deviations from the protocol and their consequences

1. In data recording, entry errors were not properly handled in all cases.

There is no obvious ambiguity in those records, so the quality of the data set is not compromised by those errors.

2. During dosimetry, the stipulated number of practice applications quickly proved excessive, and so was reduced from three to one for most subjects. The initial design was purposely conservative because of the novelty of the study design and intent. However, while more applications might have been appropriate for subjects wholly unfamiliar with applying Pump Spray products to their own skin, all subjects regarded a single practice application as sufficient for familiarization purposes. The number of subsequent applications per limb performed by each subject for actual dosimetry data collection remained at three.

Subject exposure to the Test Material was reduced, and the quality of the data set is not seriously affected.


3. The dosimetry data capture forms were modified from those appended in the protocol.

The efficiency and accuracy of data collection were improved.


4. The laboratory temperature rose to 26°C in two periods of short duration, which was 1°C above the upper limit specified in the protocol. The population of ticks used appeared resilient to that temperature and questing behavior was not effected.

The quality of the data set is not seriously affected.


EMD Chemicals, Inc.
Laboratory Deer Tick Repellent Efficacy Study
Protocol Number: EMD-003
Completion Date: 12 December 2006

Submitted By: 
Study Director November 6, 2006
Date

Acknowledged _____
Quality Assurance Representative Date

Acknowledged: 
Study Monitor or Monitor's Agent
Sponsor's Representative November 6, 2006
Date

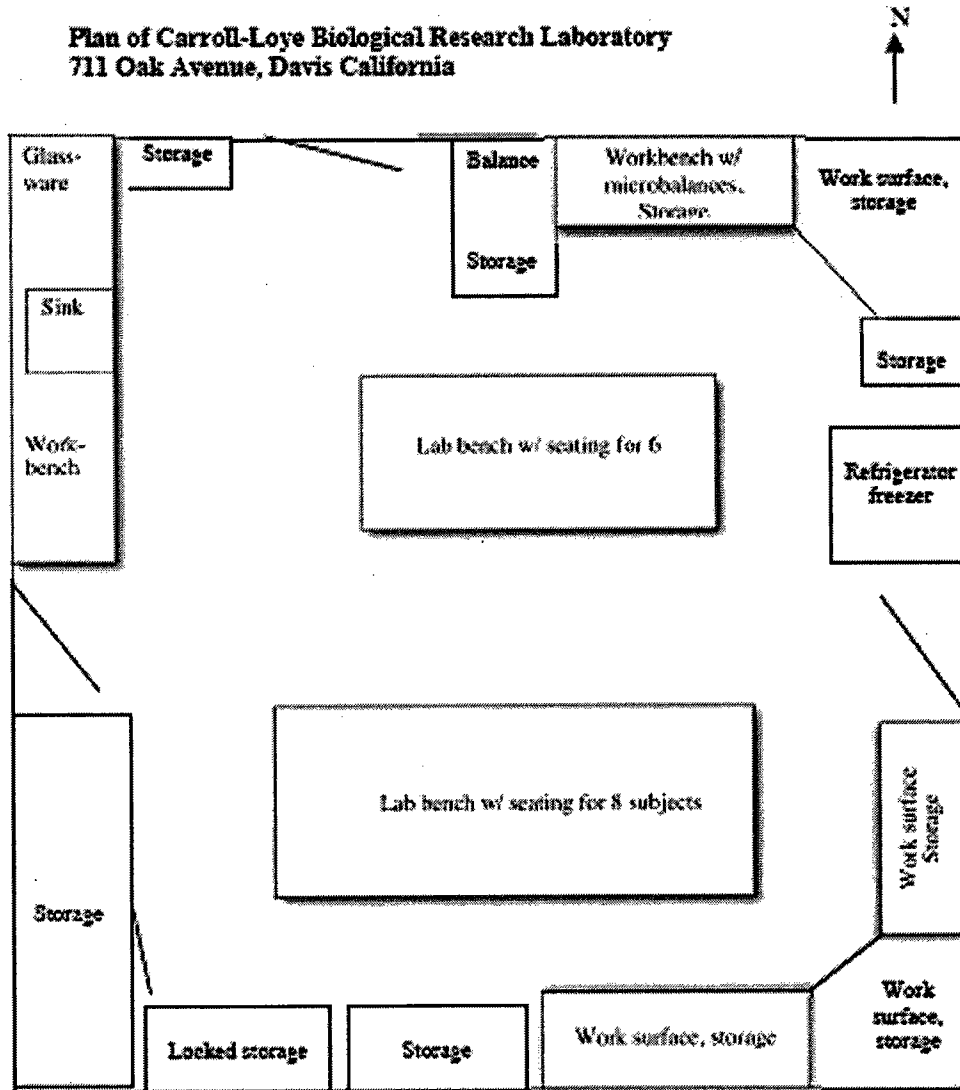
EMD Chemicals, Inc.
Laboratory Deer Tick Repellent Efficacy Study
Protocol Number: EMD-003
Completion Date: 8 November 2006

Submitted By:  November 6, 2006
Study Director Date

Acknowledged  08 Nov 2006
Quality Assurance Representative Date

Acknowledged: _____
Sponsor's Representative Date

Appendix 6. Physical plan of Carroll-Loye Biological Research Laboratory



Interior dimensions: 18.5' E-W, 20' N-S

Version 2, June 2006

EMD Chemicals, Inc.
Laboratory Deer Tick Repellent Efficacy Study
Protocol Number: EMD-003
Completion Date: 12 December 2006

Appendix 7. Study Protocol EMD-003

IRB Protocol Approval Documentation
Informed Consent Form

Carroll-Loye Biological Research

711 Oak Avenue

Davis, California 95616

Tel (530)297-6080

<http://www.carroll-loye.com/>

8 September 2006

Study EMD-003

Page 1 of 51

COVER PAGE

EFFICACY TEST PROTOCOL EMD-003

©2006 by Scott Prentice Carroll

TEST OF PERSONAL INSECT REPELLENTS

EFFICACY TEST PROTOCOL

©2006 by Scott Prentice Carroll

TABLE OF CONTENTS

| | |
|--|----|
| Protocol | 2 |
| Protocol Approval Signatures | 37 |
| Appendices: Test Material Formulations, Data Capture Forms | 38 |
| Sample data recording forms | 40 |
| Informed Consent documentation | 44 |
| California Experimental Subject's Bill of Rights | |

1 TITLE: TEST OF PERSONAL INSECT REPELLENTS

2 PROTOCOL NUMBER:

EMD-003

3 SPONSOR:

EMD Chemicals, Inc.

3.1 Address:

7 Skyline Drive, Rona-Cosmetic Business Unit
Hawthorne, NY 10532 USA

4 PROTOCOL OBJECTIVE:

4.1 Type of Protocol:

This protocol will indicate the specific methods to be used and direct the conduct of the Study EMD-003. The study will be conducted in

the laboratory at the letterhead address with deer ticks. This protocol was developed by Dr. Scott Carroll, Director of Carroll-Loye Biological Research.

5 STUDY OBJECTIVE, RATIONALE AND STANDARDS:

5.1 Objective of Research

To test the repellent characteristics of the test materials against *Ixodes scapularis* ticks. The design measures the barrier efficacy of the test formulation; biting is not assessed nor does it occur. Because this study tests repellents against a well-known disease vector (the deer tick, *Ixodes scapularis*, vector of the Lyme Disease pathogen), efficacy will be measured principally as Complete Protection Time. Complete Protection Time, or CPT, is defined herein as the time between application of Test Material and the First Confirmed Crossing (FCC). The FCC occurs when a questing tick placed adjacent to treated arm skin walks more than 3 cm into the treated area toward the elbow. A crossing will not be designated as an FCC unless it is followed by another crossing within 30 minutes. The work conducted pursuant to this protocol will be initiated by determining the amount of each of the repellents that subjects typically apply. Dosimetry will consist of a behavioral assay utilizing passive dosimetry.

5.2 Rationale and Main Endpoint:

This study will test the efficacy of new formulations of IR3535, created by the developer of IR3535, which are intended to increase cosmetic quality for better user acceptance. US/EPA requires new repellent formulations to be registered, and some registrants must present efficacy data as part of the registration review. The rationale for this study is to provide that efficacy data, which has not been previously collected. Compared to the insect repellent 'DEET' (N,N-diethyl-m-toluamide), there are few data examining the efficacy of IR3535 in different formulations. In addition, IR3535 has not been widely studied in the United States at end-product concentrations as high as those to be tested here. Yet the excellent safety profile of IR3535 indicates that it is suitable for testing at higher concentrations than have typically been studied.

Stability of the end-products will be tested in a different study.

The main endpoint of this study will be the conclusion of a tick repellent efficacy study, conducted in the laboratory, of three IR3535-based topical repellent formulations, with the data set suitable for submission to US EPA for insect repellent registration purposes. The

efficacy study will consist of a single laboratory trial, with 10 treated subjects testing each formulation, and serving as their own untreated controls.

Initial dosage determination ('dosimetry') will be conducted with a set of 12 subjects, many of whom will likely continue on to participate in efficacy testing. Dosimetry will be conducted at the letterhead address. When 12 subjects have completed dosimetry, those data will be used to determine dosing for all efficacy trials with the actives, including those against other arthropods (i.e., including the mosquito repellent efficacy test, which is described in Carroll-Loye Protocol EMD-004). The EMD-004 protocol and this EMD-003 protocol are independent in all other ways, except that individual subjects are not proscribed from participating in both studies.

5.3 Rationale for use of Human Subjects:

Human subjects are required because they represent the target system for the test materials, and sufficiently reliable models for repellency testing have not been developed. In addition, subjects will self-administer the test articles during dose determination. There are no accepted methods of modeling the complex relationship between spray delivery systems and target subjects. At least ten subjects are required in order to reduce variation around the population means we will describe. Data of this type are not available from other studies, and so it is advisable to test the comparatively large number of subjects proposed in case variance among them is high. The low toxicity of the test materials should mean that there is little incremental risk associated with increasing sample size. In addition, in pre-test meetings, human subjects were deemed appropriate by the same US/EPA toxicologist who also evaluated risk for the sponsor's Federal registration of the active ingredient.

5.4 Balance of Risks and Benefits:

The study-associated risks are of two types: exposure to the test materials themselves, and possible exposure to arthropod-borne diseases. As described below, subject health and safety are unlikely to be impacted by any study-associated risks during or after the study.

The repellent active ingredient has a low acute and chronic risk profile, established both through experimentation and through long-term consumer use. The concentrations of the active ingredient in the product being tested match those of products currently EPA-registered and marketed in the US. Subjects with known allergic reactions to insect repellents and common cosmetics are excluded from

participating. 'Repeat' exposures during dosimetry are all of very brief before the repellent is washed off, and total a much briefer duration of exposure than a typical single consumer application likely would. Risks associated with inhalation and ingestion would require gross intentional mishandling by subjects, a scenario that the study methods do not promote.

While no bites are expected from the implementation of this protocol, it is worth noting that the testing will be conducted with laboratory-reared ticks descended from field caught adults. They are reared on quarantined rodents screened to be pathogen-free for all tick-transmitted pathogens and hantavirus using appropriate culture, direct detection (PCR), and immunological screening assays.

In summary, the relatively benign quality of the repellents and the technical precautions we employ indicate that the chance that any subject will be at a health or safety risk is extremely small. If at anytime during the study a subject suffers a skin reaction or feels ill, he or she is instructed to inform the Study Director (i.e., the 'Principal Investigator'), or anyone else who is also working to direct the study. Such subjects will be immediately withdrawn from testing and medical management will be implemented (§9.5). At least one qualified researcher will remain with the other test subjects if other researchers depart with an injured or ill subject. Subjects are clearly and repeatedly informed that they may remove themselves for any reason from the study at anytime, without penalty to their compensation.

Against the slight risks are balanced substantial and reasonably likely benefits. Arthropod-borne disease is of growing significance in the United States and around the world where U.S. citizens are active. Discomfort associated with nuisance biting restricts many work and pleasure activities. DEET-based repellents have been the only reliable personal protection for many decades. However, health, comfort and practical concerns about DEET have restricted its use below a level ideal for public and personal health issues. The majority of marketed DEET-alternatives is of relatively very low efficacy. This study tests a repellent of well-known high efficacy, consumer safety and acceptability. It is one of only two or three repellent actives that have ever been in a position to serve as a DEET-alternative of public health value. This study will give a good estimate of a minimum time of expected excellent protection, using standards, safety practices and design that are all conservative. Few studies have examined IR3535 at a concentration as high as that tested here. Hence its maximum potential efficacy, particularly as influenced by each specific application formulation, is poorly known. Because EPA-registration requires efficacy data, a test such as this one is the only path toward further product development

and greater availability of superior IR3535 products to consumers in the United States.

5.5 Standards Applied:

U. S. EPA Good Laboratory Practice Regulations (40 CFR 160); 40 CFR 26 subparts K and L; FIFRA § 12(a)(2)(P); California State EPA Department of Pesticide Regulation study monitoring (California Code of Regulations Title 3, Section 6710).

6 INVESTIGATIONAL AND TEST MATERIAL CONTROL:

6.1 Test Substance:

6.1.1 Description of the Test Substance

Formulations containing EMD's proprietary IR3535-based repellent will be tested. IR3535 is a US/EPA-registered repellent active ingredient, Ethylbutylacetyl-amino-propionate. It is the active ingredient in numerous registered commercial personal insect repellents marketed worldwide, including the US/EPA-registered Avon Bug Guard line. The three test formulations are Lotion WV29-01-9N (lot # M17345), Aerosol EUS26-16-9N (lot # M17346), and Spray EUS26-15-9N (lot # M17279). They are "pending products" to be submitted to EPA for registration as insect repellents. Details of the test formulations are in the Appendix.

6.1.2 Trade Name:

TBD

6.1.3 Dosage Form:

Liquid applied to exposed skin.

6.1.4 Dose:

Determining dosage is a main objective of this study. Dosage for repellency testing will be the mean of the individual subject means determined for each product in the dosimetry

portion of this study. Dosage will be measured in weight and reported by weight and volume.

6.1.5 Manufacturing Site:

ACCRA PAC Inc., Elkhart Indiana USA.

6.1.6 Test Material Storage During Study:

Prior to application, test materials will be stored indoors, at room temperature and away from direct sunlight or direct sources of moisture. Storage will be at Carroll-Loye Biological Research.

6.1.7 Test Material Safety:

EPA regulates use of inert ingredients (also termed "other" ingredients) by toxicology profiles in animal tests and by their inclusion in EPA lists of "approved" other ingredients. Ingredients on lists 4a or 4b are considered relatively safe for all uses. The ingredients in the proposed insect repellent formulations are mainly on lists 4a or 4b with a few ingredients on list 3 because of ocular irritation potential (e.g., alcohols). EPA normally regulates the presence of materials on list 3 by labeling to avoid contact with eyes and to prohibit application by children. The other ingredients in the test formulations are commonly used in marketed products for application to human skin as components of cosmetic and drug formulations.

The insect repellent products proposed for registration have all been tested in animals for potential for oral and dermal toxicity, dermal inhalation, ocular and dermal sensitization potential; studies on droplet size of spray and aerosol products showed that there was little if any potential for inhalation exposure. These studies will be submitted and reviewed by EPA as part of the registration process. The results of these tests showed a low order of toxicity characteristic of similar tests on the "neat" active ingredient cited by EPA in approvals of this product for application on humans. The IR3535 active ingredient has an extensive, positive safety record of in consumer use.

MSDS documentation is the same as that submitted with the previous version of this protocol.

6.1.8 Test Material Composition and Stability:

The Test Material formulations are typical of topical cosmetics and insect repellent products marketed to consumers. They were produced under Good Manufacturing Practices (GMPs) with records available to EPA. Production of these insect repellents involves only simple mixing of the ingredients and does not involve chemical reactions that can be an issue with other pesticide products; ingredients are non-reactive as documented in storage stability studies that are required for submission to EPA as part of the registration process.

Test materials were produced in February 2006. They were couriered to Carroll-Loye Biological Research on 7 April 2006, with Chain-of-Custody documented. Since that time they have been stored at the Carroll-Loye Offices at in a closed cabinet at room temperature (20-24°C). The composition and content of active ingredients in the products used for the proposed efficacy studies will be confirmed by analytical methods prior to and following human subject efficacy testing. Storage stability testing is also being conducted. The EPA has extensive experience with enforcing requirements for such tests based upon their history with similar products applied to humans and EMD intends to provide any requested information as appropriate to safety and efficacy issues.

6.2. Negative Control:

6.2.1 Description of the Negative Controls

The negative control is untreated for both dosimetry and repellency assays. Each subject simultaneously serves as a treatment and control subject.

6.2.2 Rationale for Employing a Negative Control

The 'negative control' serves to insure that each tick employed in the study is attracted to the test subject before it is used in a repellency challenge. Ticks that fail to meet the questing criterion (§8.4.1) are not used against Test Materials. In this way the negative control serves as a pre-screening of the ticks, such that only actively questing ticks are then exposed to the treatments. Based on this manipulation of a standard control design, the crossing rate on the negative control is judged to be 100%.

There is no control in which each formulation matrix without the repellent active is tested. There is no a priori basis for anticipating significant repellent activity in the matrices, and the study objective is to examine efficacy of the end products. The question of whether there is interaction between matrix and active is external to that objective. Accordingly, including additional subjects testing matrix-only formulations cannot be justified.

6.3 Test Arthropod Species:

Testing will be conducted against laboratory-reared *Ixodes scapularis* ticks. Ticks are descended from field caught adults. Methods employed for disease exclusion are described in §5.4. Tick rearing is at 23.5°C, >97% relative humidity and a 14L:10D light cycle. Laboratory nymphs are active in questing and feeding between approximately 2 weeks and one year post-eclosion (molt). Ticks will typically be between 6 and 12 weeks post-eclosion for testing.

7 STUDY SCHEDULE:

7.1 Proposed Date of Initiation:

TBD, within one year of IRB approval.

7.2 Schedule of Events:

| Test day | Date | Activities |
|----------|------|---|
| -30- -2 | TBD | Begin subject recruitment. Introduce subjects to test plan and procedures; explain compensation; review subject rights and consent forms; option to sign consent forms in order to participate; measure limb surface areas; determine individual dosage values. |
| 1 | TBD | Prepare individual dosages for application. Meet with subjects to review day plan and safety procedures. Review safety and data collection procedures. Administer repellent, commence repellency |

data collection. Monitor subject safety, comfort, comportment, compliance with data collection protocol.

7.3 Proposed Date of Completion:

Experimental Completion Date (Test Day 1): TBD.

Final Report Completion Date: TBD.

8 STUDY DESIGN:

8.1 Treatment Groups:

There are two experimental groups, namely 1) a 'treated' group of subjects treated with the test products, of which there are three formulations, and 2) an untreated ('negative') control group.

8.2 Experimental Design:

The experiment will be treated as a partially randomized, experimenter and subject-blinded trial.

8.3 Randomization Procedures for Repellent Efficacy Testing:

8.3.1 Allocation of subjects to treatment groups:

Subjects will be assigned to the treatment groups on the basis of a randomly assigned subject number. Subjects will be assigned treatment based on their subject number and the treatment allocation table, which follows.

8.3.2 Treatment allocation table:

Materials will be distributed among subjects as tabulated below. (Alternatively, pending consultation with US/EPA, the Pump and Aerosol treatments, which have the same concentration of the active ingredient and which will be very similar to one-another after their carrying material evaporates may be tested together on alternate limbs of the same subjects. Doing so would reduce the absolute subject exposure by 10 individuals. In that case, repellents would be applied only to the upper half of each forearm, with the lower half serving as the untreated area for gauging questing avidity. Limbs would be exposed one at a time.)

| Subject | Lotion | Pump | Aerosol | Untreated |
|---------|------------|------------|------------|------------|
| 1 | Left limb | | | Right limb |
| 2 | Right limb | | | Left limb |
| 3 | Left limb | | | Right limb |
| 4 | Right limb | | | Left limb |
| 5 | Left limb | | | Right limb |
| 6 | Right limb | | | Left limb |
| 7 | Left limb | | | Right limb |
| 8 | Right limb | | | Left limb |
| 9 | Left limb | | | Right limb |
| 10 | Right limb | | | Left limb |
| 11 | | Left limb | | Right limb |
| 12 | | Right limb | | Left limb |
| 13 | | Left limb | | Right limb |
| 14 | | Right limb | | Left limb |
| 15 | | Left limb | | Right limb |
| 16 | | Right limb | | Left limb |
| 17 | | Left limb | | Right limb |
| 18 | | Right limb | | Left limb |
| 19 | | Left limb | | Right limb |
| 20 | | Right limb | | Left limb |
| 21 | | | Left limb | Right limb |
| 22 | | | Right limb | Left limb |
| 23 | | | Left limb | Right limb |
| 24 | | | Right limb | Left limb |
| 25 | | | Left limb | Right limb |
| 26 | | | Right limb | Left limb |
| 27 | | | Left limb | Right limb |
| 28 | | | Right limb | Left limb |
| 29 | | | Left limb | Right limb |
| 30 | | | Right limb | Left limb |

8.4. Conditional Boundaries or Limits of Study

8.4.1. Ambient Host-seeking Pressure:

To be included in the test on a treated limb, each tick must first meet the crossing criterion on the untreated limb, following the procedure for the treated limb (§10.3.6), in the same test period.

8.4.2 Environmental Conditions:

Based on known behavior of *I. scapularis*, temperature should be between approximately 20 and 25°C, humidity should be above 35%, and light should be indirect ambient.

8.5. Monitoring of Environmental Conditions During the Study

Records will be made of environmental conditions (temperature, relative humidity, wind speed, light intensity and precipitation (presence/absence and general rate/quality) at approximately one-hour intervals throughout the course of data collection.

9 STUDY PROCEDURES:

9.1 Test Subjects:

9.1.1 Inclusion criteria:

- 9.1.1.1 Age: At least 18 yrs
- 9.1.1.2 Sex: Male/female
- 9.1.1.3 Race: Any race
- 9.1.1.4 Written consent (see 9.4, below).
- 9.1.1.5 Language: Speak and read English

9.1.2 Exclusion criteria:

- 9.1.2.1 Known to be phobic of ticks.
- 9.1.2.2 Known to be to be sensitive to any of the test product ingredients.
- 9.1.2.3 Poor physical condition.
- 9.1.2.4 Unwilling to submit to brief query about personal condition.
- 9.1.2.5 Use of insect repellent within three days preceding the study.
- 9.1.2.6 Unwilling to refrain from use of perfumed products, alcoholic beverages or smoking after 9 PM the evening preceding the test and throughout the test.
- 9.1.2.7 Known to be pregnant or lactating. Pregnancy will be self-checked by each female volunteer on the morning of the repellent test using an OTC test kit provided by the Study Director. Results of each such test will be immediately verified by direct inspection by a female technician trained to make that assessment. Only volunteers scored as nonpregnant will be allowed to participate.
- 9.1.2.8 Inability to deliver the test materials to own left and right limbs.
- 9.1.2.9 Student or employee of the Study Director.

9.1.3 Number of Subjects and Rationale for Sample Sizes:

Dosimetry: 12 subjects per treatment formulation (namely lotion, pump spray, aerosol). Repellent efficacy: 10 subjects per treatment formulation. Each subject is a replicate.

The number of subjects is chosen as a compromise between several conflicting factors. In the absence of clear means of estimating the distribution of outcome values, it is difficult to predict an ideal sample size. From a strictly scientific standpoint an appropriate response under such circumstances is to increase size, but ethical and economic considerations demand the opposite in the present study, particularly during the repellency phase.

The US/EPA has historically required a minimum of six subjects. Given that test repellents are nearly certain to exhibit greater than zero efficacy, and that testing is conducted under adequate ambient tick questing pressure, it is nearly certain that no untreated subjects will register fewer or later crossings than any treated subjects. As a result, from the standpoint of statistical **power**, as few as six treated and one untreated subject are sufficient to demonstrate a significant treatment effect at $P < 0.05$. In the same vein, six is often regarded as a statistically sufficient sample for an observation set because the increment in the confidence of means estimate begins to drop off sharply at that point. Notably, under the historical guidelines, there seem to have been few problems with EPA registering repellents that commonly fail to meet their labeled performance specification.

The main scientific risk of using a very small sample is that the probability of over-representing subjects inherently unattractive to ticks is rather large, as is the risk of uncontrolled biasing from a single subject that generates unrepresentative values for undetected reasons. The fact that the study will not be replicated for registration purposes increases that risk substantially.

Note that in our interpretation of the draft EPA guidelines the response variable, Time to First Confirmed Crossing, is calculated as the average duration for all treated subjects. There is no consideration of variation. In any given study, increasing the number of treated subjects to 10 will nonetheless improve the probability of estimating the population mean accurately.

The 95% confidence interval computation is useful for assessing the certainty of a means estimate, and for normal probability density function that interval is ± 1.96 standard error of the mean. The normal density function is part of the exponential family of density functions, and in this study we anticipate that the distribution of Times to First Confirmed Crossings will be

truncated toward the origin. However, to the extent that they are transferable to ticks, the available mean and variance data on IR3535 performance against mosquitoes (Cilek et al. J. Amer. Mosq. Control Assoc. 20: 299-304, 2004) indicate that no individual values will be near zero. Using the rule of thumb that a distribution in which the mean is greater than three standard deviations above zero may be regarded as effectively normal, it is sensible to compute and report the normal 95% confidence interval in this study.

Employing eight subjects in a cage test, Cilek et al. (2004) recorded a mean protection time against mosquitoes of approximately 180 minutes, with a standard error of about 15 minutes. Had their N been six, we can roughly predict that the 95% CI would be 148-212. At N=10, the estimate would be 155-205. At N= 20, the interval would be roughly 162-198. Evidently, adding the additional 10 subjects to reach an N of 20 shrinks the interval, in absolute terms, no more than did the addition of four subject to increase the sample size from 6 to 10.

To summarize, adding subjects beyond six increases the precision of the means estimate only slowly. However, the individual and public health importance of avoiding inaccuracy in this study, coupled with the fact that the data set will not be replicated, argues for a prudent approach. To reduce the risk of over-representing atypically unattractive subjects, as well the weight of the value obtained from any one subject, we regard 10 (rather than six) treated subjects as a better sample size for the repellency portion of the study. For dosimetry, in contrast to repellency, less general information is available, and the risk profile is more benign. Consequently, a slightly larger sample is prudent. In meetings with EPA toxicology staff in 2005, 12 was regarded as an acceptably sample size for estimating mean dosage for each of the repellent formulations. Accordingly, we propose to employ a total of 12 subjects for dosimetry.

9.1.4 Test Subject Recruitment:

9.1.4.1 Synopsis of Recruitment Process:

- i) **Source(s):** Participants are recruited by verbal networking through our academic and personal communities of friends, neighbors and scientists in Davis, California. Individuals are recruited from the community specifically for each study. Studies are not conducted with individuals from particular employers or agencies. Those who will serve as untreated control subjects are limited to experienced technical

- personnel, who are screened with the same exclusion criteria as are other subjects.
- ii) Initial Contact Method: Initial contact is through word-of-mouth and telephone contact with individuals in our Volunteer Data Base.
 - iii) Follow up Contact Method: Telephone interview, personal interview with the Study Director conducted at the Carroll-Loye Biological Research Offices.

9.1.4.2 Methods of Recruitment:

Our subjects are mainly University of California–Davis graduate and undergraduate students in life science programs with which the Study Director is associated. Students in his laboratory who depend on him directly for employment or scholastically are not eligible to participate. Other subjects are science, education and health care professionals, and mosquito and vector control professionals.

We contact subjects who participated in previous Carroll-Loye repellent efficacy tests by selecting them from our Volunteer Database. At that time interested individuals often ask if one or more of their lab mates or acquaintances may participate as well. All such potential participants are screened or re-screened for suitability for each test in a private, one-on-one conversation held at the office of the Study Director. The Exclusion Criteria (section 9.1.2) are exercised by asking each candidate to address them in the interview with the Study Director. It is explained that pregnancy will be assessed directly in on the test day. The PI encourages candidates to ask questions and ask for clarification at any time during the interview and in all activities that follow. To candidates that pass screening the Study Director describes the test purpose in plain language (in English), and the procedures and compartment to be followed are described in detail. Candidates are then asked if they would like to retire from consideration at that point. If they wish to remain in consideration, it is explained and emphasized that they may withdraw from the test at any time during the test without penalty to their compensation. Candidates are given copies of the State of California Department of Pesticide Regulation 'Experimental Subjects' Bill of Rights' to read as the Study Director reads it aloud. They are also given a copy of the IRB-approved consent form to read as the Study Director reads it aloud. The amount and form of compensation is described. They are again encouraged to ask any questions they have about the test, which may include understanding its purpose more fully, understanding risks and discomforts more fully, and understanding treatment and compensation for injury more fully. While the majority of our subjects have worked with us on an occasional

basis for a number of years, we encourage them to personally evaluate their interests and concerns about participation seriously each time. We ask them not to sign on immediately but to give the situation due consideration (normally at least one day, sometimes less for those who have participated in multiple prior studies). Because most of the volunteers are researchers and/or have advanced degrees in life sciences, we regard their motivations and decisions to participate as being unusually well considered and well informed. Accordingly, we normally accept their decisions to participate if they so choose following due consideration. Nonetheless, the Study Director retains the final right to refuse participation to any candidate.

9.1.5 Identification method and records retention:

Subjects will initially be identified by first and last name, and assigned a unique number for purposes of this study. Individual data will be entered into the computer for retention and analysis with reference to individual number, not name. Records relating individual names to individual numbers will be retained separately. The Study Director will retain records indefinitely. Subjects may obtain their own records from the Study Director.

9.1.6 Enrollment of alternate subjects and its relation to individual privacy:

We will enroll three more subjects than are required to meet our sample size. All subjects will be informed during the Consent process that on the day of testing, a small number of subjects may be designated as alternates and sent away after being compensated for coming to the test site. Alternate subjects may return later to replace subjects that initiate testing but withdraw before useful data are generated. They also serve as insurance against any enrolled subjects who fail to appear.

The possibility that any subject may be designated as an alternate will assist in protecting the privacy of any subject that must withdraw in or near the presence of other subjects at the start of the test day (i.e., before treatment and testing begins), for reasons such as a positive pregnancy test result, or for any other personal circumstance to which possibly inappropriate attention might otherwise more readily be drawn. In the case of privacy concerns related to pregnancy detection, we regard this "indirect" approach as potentially as discrete and less likely to result in errors that would be the case if we were to employ, e.g., separate male and female Informed Consent Forms, with pregnancy only mentioned on the female form. The latter approach does not

address loss of privacy among females, nor does it control the possibility of indiscrete revelation of pregnancy testing by females to males during the test or later, and it also creates the risk of a female subject using the wrong form. Separate forms would also assume that we may fairly treat individual subjects unequally on the basis of postulated gender-based differences in the information the merit receiving in to arrive at their informed consent decision. The soundness of making such an assumption enters ethically complex grounds requiring an intricacy of analysis and breadth of treatment beyond the scope appropriate to the privacy concerns of the present study.

9.2 Blinding of Study:

9.2.1. Extent of the Blinding:

The types of Test Materials and their identities will be evident to subjects as they apply them during the dosimetry portion of the study. During the repellency portion of the study, subjects will be blinded to the exact treatments they receive although some may note differences between the lotions and the clear liquids in the repellency portion of the study. The Study Director will be blinded to the identity of all test substances until the conclusion of data evaluation.

9.2.2 Blinding Methods:

The Test Materials, Dosing Administration and Data Capture forms will be coded by a researcher with respect to treatment, so that subjects and personnel recording data will not be aware of the treatments for which they are reporting. The Study Director will access the codes to identify the Test Materials in the Study Report after completing the data analysis.

9.3. Study Material Administration:

Study Materials will be administered to each subject by Carroll-Loye technicians. Test products will be applied volumetrically to the skin surface from a tuberculin (1 ml) syringe, and spread on the site as evenly as possible with two fingertips in a surgical glove, using a light rubbing motion. Skin surfaces to be treated are first cleansed with water and a fragrance free detergent soap, rinsed with a 50% ethanol in water solution, and then towel dried.

9.4 Subject Consent:

Written subject consent (Carroll-Loye California EPA approved Informed Consent Form) is an inclusion criterion.

9.5 Stop Rule and Medical Management

Specific adverse reactions in subjects to the test materials are not anticipated based on low acute and chronic toxicity profiles of the materials, the disease-free status of the ticks, and the training and oversight of subjects in handling ticks. Because the products are topical, subjects will self-monitor for allergic and irritant skin reactions, particularly redness, edema, itching or pain, and report any such reactions to the Study Director. Any subject showing adverse skin reactions will immediately stop further participation. The treated skin will be gently washed with clean water and mild soap to remove the test product, and the area will be gently dried with a clean towel.

On the day of testing, a physician who has read the protocol and discussed the research with the Study Director will be on call. In unlikely event of a Type 1 allergic reaction (anaphylaxis), we will contact 9-1-1 by telephone and cooperate as instructed with emergency personnel. We will be prepared to instruct emergency personnel on how to reach our site via multiple routes. In addition, we will personally transport affected persons to the nearest hospital if so advised by emergency personnel. There is sufficient redundancy in personnel that in such a case subjects remaining at the study site will still receive appropriate technical, scientific and safety guidance.

All subjects are asked to contact the Study Director and a physician of their own choice at any time should they develop a rash (a delayed hypersensitivity reaction) within 48 hours of the conclusion of the test day.

As part of Medical Management, the Study Director will record all benign and adverse health observations.

9.6 Subject training for research with ticks

Approximately one week to four days before repellent efficacy testing, subjects will be trained by technical personnel in handling and observing ticks. Subjects will learn how to manipulate ticks with fine paintbrushes, place them on their own forearms, observe and quantify tick movement on their arms, and dispose of used ticks. This training will be documented. This 'hands-on' experience will assist subjects in collecting data accurately and handling ticks safely during the repellent efficacy trial.

10 TEST VARIABLES AND THEIR MEASUREMENT:

10.1 Variables to be Measured:

Subject forearm surface area.
Subject self-dosing behaviors.
Weight of test materials delivered to the surrogate skin (gauze) dosimeters.
Number of tick Crossings on the treated surface of the skin.

10.2 When Variable will be Assessed:

Dosage will be calculated on the basis of surface area of the lower limb skin that is treated. Measurements to calculate that surface area will be made on each subject in advance of application of the test materials.

Self-dosing behavior (distance of spray nozzles from skin, number of pumps or sweeps of delivery apparatus) will be measured at least three days prior to Test Day 1.

Passive dosimeters (described in section 10.1.3) will be weighed before application of the test materials and again between one and five minutes after application of the test materials.

Subjects will record any Crossings as they occur. Data are recorded in three-minute exposures at 1- minute intervals. The time at which the application of a treatment is completed is recorded as t_0 ('time zero'). The first exposure begins approximately 15 minutes after treatment.

10.3 Procedures for Assessing Variable:

10.3.1 Limb dimensions and surface area:

The term 'limb' refers to the forearm. The surface area of each limb is computed as the average of four evenly spaced circumferences (two peripheral, two central) of the forearm (elbow to wrist multiplied by the length of treatment area).

10.3.2 Familiarization with, and subject use, of each spray apparatus:

Variable assessment will involve a two-step process, namely subject familiarization with the spray apparatus, followed by dosage measurement.

Subjects will practice application of test materials to their own limbs under the following procedure (next paragraph), which will be reviewed for the subjects by a researcher before practice commences. The copies used during the study will be formatted for greater clarity and ease of use than is possible here.

“Read along on your copy of the procedure as the Researcher reads them to you. Ask questions of the Researcher as they occur to you or at any time thereafter. Be sure to get answers to any questions you feel should be answered before proceeding at any step of this work.

This is a study of your behavior in applying spray insect repellents. You will probably have had experience with applying spray products of some kind to your skin before. If you uncertain about how to use a spray dispenser be sure to ask the Researcher or one of the technicians. You will each have the opportunity to practice these procedures with the aid of a technician.

Insect repellents function to repel insects from biting the skin. Their effectiveness is influenced by the completeness of their application to the skin surface. Our goal is to determine your preferred method for achieving **full coverage**. At minimum, **full coverage** is defined as a continuous and complete layer of test material. Orienting the arm to light may aid in determining whether full coverage has been achieved. Spray as much as necessary to achieve full coverage.

In these instructions, the act of spraying a repellent on your arm will be termed ‘spraying’, ‘application’, or ‘dispensing.’

If you are wearing a long-sleeved shirt roll the sleeves so as to expose the entire lower arm. Wash arms thoroughly with the provided cleanser and dry with a clean towel. Place new latex or vinyl gloves on each hand, choosing the size that fits you most snugly without being uncomfortably restricting or likely to tear when you put them on.

You will work with a technician who will assist you in measuring and recording your use of a repellent product in two delivery systems, a pump spray and an aerosol spray.

Work first with the pump spray, second with the aerosol spray. Because they are similar, the application instructions below describe the procedures for each type of spray together in each paragraph.

Familiarize yourself with the spray mechanism. Any actuation (pushing down on the pump plunger) of the spray must take place out-of-doors. Work at a distance of no less than 6 feet (1.9 meters) from other subjects. Do not dispense the spray at or near your face or anyone else's. Minimize inhalation of airborne spray while working.

Testing will take place out-of-doors during daylight hours at an air temperature (shade) above 14 °C (57 F) and wind speed below 12 kph (7 mph), with no precipitation. The researcher or a technician will inform you when these conditions are not met and spraying of the repellents will cease until those conditions resume.

Dispense the spray on one forearm, using the opposite hand. By successively moving the spray nozzle closer to and farther from the arm, identify a distance between nozzle and skin that seems most appropriate for effective application to the skin. The technician will measure and record that distance to the nearest centimeter on the provided datasheet.

Have the technician wash and dry the treated arm so that none of the repellent you have applied is visible on close inspection.

Now, using the spray nozzle at or near the distance from the skin that you have just chosen to be effective for application, determine the minimum number of actuations (pumps of the pump spray) or longitudinal passes (aerosol) required to give full coverage of all surfaces of the forearm. For the pump spray, depress the plunger fully each time, and count them aloud beginning with "1, 2, 3" etc. If you partially depress the plunger (rather than fully depress it) in order, e.g., to apply to a small skin area not covered by initial application, report that to the technician as a "half pump." Each partial depression should be so reported as it occurs. If on any given actuation material fails to be delivered, do not count that actuation. If a partial amount is delivered, consider it either 'whole', 'half' or 'none' and report it as such. For 'none', simply resume counting at the next actuation that delivers material to the skin.

Report the count to the technician who will record it on the data sheet. The technician will also assist you in keeping track of whole versus half pumps.

When applying the aerosol, announce each onset of spraying with the word "START" and each cessation with the word "STOP". This will aid the technician who is counting your application time. Apply the aerosol in a series of full "sweeps" (passes) between

the wrist and elbow. There may be more than one start and stop while working to achieve full coverage of the arm. Count each one-way sweep as one sweep, and count passes in a manner analogous to that used for pump spray (above). If you make a partial sweep that you judge to be closer to a "half sweep" than a "full sweep", call it out to the technician as a "half". Treat accidental under-applications in the same manner as for the pump spray (described above). Try not to let your awareness of the technician's timing to influence your dispensing behavior. If the technique of using mainly full sweeps seems awkward or unnatural to you, inform the technician immediately. Your preferred method should be demonstrated for the Researcher, who will determine how it may be quantified.

Repeat the application procedure and collect the same data for the other arm.

Discard your latex gloves, and wash both arms with cleanser and dry them thoroughly with a towel.

Put on new gloves, and repeat the application procedure twice more (both arms) with the pump spray. During these two repetitions the technician will again measure your preferred distance between the nozzle and the skin, and quantify the application as before. However, in these repetitions, if you are confident that you have learned and remembered your preferred distance, you and the technician can measure the distance you used *after* reporting the data on number spray pumps/number and duration of aerosol sweeps. This will avoid interrupting your application with additional arm washing by the technician.

Try to be consistent with your use of the spray apparatus. If you are clear and confident about the distance from the arm that works best, pay enough attention to keep the nozzle in that general range while maintaining a natural delivery as you would use the product under normal personal use. Keep the nozzle aimed at the skin surface, and avoid orienting the containers in any ways that you determine, as you proceed with the trial, to interfere with delivery of the repellent to the skin surface.

Now move onto the **Spray Sampling** exercise described in the next section for the spray pump. After completing that exercise, repeat all of the above with the aerosol."

10.3.3. Spray Sampling

Spray Sampling is the procedure by which the spray is subsampled with patch dosimeters. Dosimeters of known surface area will be placed on subject lower arms. These dosimeters will intercept a portion of the spray applied to the arm. By weighing dosimetry patches before and after treatment, the mass of the intercepted material can be calculated. The spray delivery systems will also be weighed before and after each application.

Spray sampling will be conducted according to the following procedure.

“Please read along with the Study Director as he reads aloud the following description of the procedures you will employ in spray sampling. Please be sure to ask questions at any point.

This procedure is very similar to what you have just performed. The main difference is that for spray sampling, a technician will place four narrow rings of plastic-backed gauze around each of your forearms. The rings are about one-half-inch (1.5 cm) wide. Each of these “gauze bracelets” will be centered on each of the four positions on the arm at which we initially measured the circumference. These positions may be marked on the skin with small but visible dot using a temporary marker.

The function of the “gauze bracelets” is to capture some of the spray that would otherwise reach your arm as you apply the test products. It is important that you do not alter the way in which you apply the materials in any intentional or substantial way from what you have already determined is your best procedure. The technician will review your results from your previous applications with you to assist you in repeating your general procedure (distance of nozzle to skin, number of spray pumps or aerosol sweeps) as you apply the materials to one of your arms with the bracelets in place.

The gauze bracelets are narrow in order to minimize the extent to which your sensation of receiving the spray on the arm is changed. Do your best to proceed as if the sensation is not changed. In other words, attempt to avoid spraying additional material onto areas under the bracelets where the sensation of test material on the skin will be different or absent. Do not attempt to spray additional material directly onto a bracelet unless it is within an area that needs additional treatment. Again, attempt to repeat the procedure that you have already developed, and apply the materials “as if the bracelets were not there.”

Put a new latex glove on each hand. Spray material onto one arm only. The technician will tell you to which arm to apply spray. You and the technician will collect the same data as previously.

After you have completed spraying, keep both arms from making contact with any surface. All bracelets will be removed by a technician and taken for weighing.

Discard your gloves, and wash both arms with cleanser and dry them thoroughly with a towel.

Repeat these procedures until you have made at total of three spray samples for the first arm, and three more for the second arm. Be sure to discard your gloves, and wash both arms with cleanser and dry them thoroughly with a towel, including after the last application.”

10.3.4. Lotion sampling

The amount of lotion applied to limbs will be quantified in a series of three applications analogous to the Spray Sampling above. However, dosimeters are not required, nor are the extensive practice sessions. The amount applied is the weight difference in the dispensing tube before and after application.

The instructions are as follows:

“Put a new latex glove on each hand. You will apply lotion to one arm only. The technician will tell you to which arm to apply. You will begin with an amount that you suppose is about one half of what you will need to achieve thorough and uniform coverage. After spreading that around the lower part of your arm, you will apply more as needed to the area closer to your elbow. Begin by gently squeezing lotion from a tube with the cap open directly onto the horizontally-held surface of the opposite arm. Hand the tube to the technician. Using the tips of the index and middle fingers, spread the lotion as evenly as possible on all surfaces of the lower arm. Do not spread it onto the hand or beyond the marking on your wrist. If you have sufficient lotion left to spread it evenly and thoroughly toward the elbow, continue in the direction. Do not spread it beyond the elbow or past beyond the marking near the elbow. If you need more lotion to achieve thorough and even coverage, make sure you have wiped all repellent from your fingertips onto the skin and ask the technician to hand you the tube. Apply as much additional as you think you need, as before, but to complete the coverage. If you decide that you have applied more repellent that you would normally use to

achieve thorough and even coverage, immediately have the technician wash and dry the treated arm so that none of the repellent you have applied is visible on close inspection, and begin again. Likewise, be careful to avoid dropping any lotion off of the arm, and if this happens, begin again as you would if you applied too much.

After you have completed an application successfully, the technician wash and dry the treated arm so that none of the repellent you have applied is visible on close inspection, and reweigh the tube. You will continue until you have completed three successful applications.”

10.3.5 Equipment Used to Assess the Dosimetry Variable:

Passive dosimeters are 2.5 cm wide strips of 3M Brand Nexcare™ Holdfast™ self-adhesive roll gauze.

There will be eight bracelets per replicate. Each arm and leg will be treated three times. Each subject will therefore use a total of forty-eight bracelets.

Bracelets will be weighed before and after treatment on a traceably calibrated Sartorius H51 balance (measurement increment 0.0001 g, 30 g capacity). Test material containers will be weighed before and after dispensing on a traceably calibrated Sartorius GC 2502 (measurement increment 0.001 g, 500 g capacity).

10.3.6. Repellency:

Before the repellent is applied, subjects will be guided to wash the lower arms with mild, low fragrance soap, rinsing them with a spray of ethyl alcohol (mixed with an equal part of water), and then drying them with a clean towel. A technician will then apply insect repellents to one forearm to give even, complete coverage of the skin on all sides of the arm. The treated area will extend a minimum of 10 cm along the forearm. The amount of repellent to be applied to any limb will be calculated in advance for each subject. The dosing rate will be the product of the subject's limb surface area multiplied by the grand mean (mean of all subject means) rate calculated in the dosimetry data analysis for that test material. Each subject will therefore be dosed at the same rate within a given repellent even if their individual application rates differed from the grand mean.

Three 'orientation' ink dots are arrayed longitudinally on both ventral forearms of each subject, at 3 cm intervals. On the treated arm (or treated portion of the arm if both arms are treated (see §8.3.2) the first dot is 3 cm distal to the treated area, the second dot marks the threshold of the treated area, and the third dot is 3 cm into the treated area. The untreated limb/limb portion has a spatially identical array of 3 lines for tick activity screening. The first dot, used for placement, insures that ticks are not placed within the treated area and so can detect a gradient of repellent density to which to orient. The second dot serves keep subjects aware of where the treated area begins and serves as a reorientation point for re-marking should either the first or the third dot become obscured.

We will employ a 15-minute exposure interval as a good minimum in terms of both the temporal resolution of the data set and subject ability to remain focused. Every 15 minutes, each subject selects an unused tick and tests it for active questing behavior as described. To initiate a screening or a repellent challenge, a tick is placed on the ventral arm or proximal palm, in the most hair-free portion, at the first (most distal line). Ticks are manipulated with the bristles of a fine artist's paintbrush. Ticks are placed so that they face the elbow. Ticks may be oriented to locomote toward the margin of the treated area with the gentle action of the paintbrush. Forearms should be held from approximately 30° to vertically above the lab bench surface if that increases the propensity of ticks to travel toward the body.

A crossing is scored if a tick travels at least 3 cm in a vector toward the elbow into the treated area (i.e., at least as far as the third line) within 3 minutes of beginning to move up the arm from the first line. A repulsion is scored when a tick changes its orientation away from, or parallel to, the margin of the treated area upon approach, or does not cross more than 3 cm toward the elbow within 3 minutes of entering the treated area.

Subgroups of approximately three subjects are led by a technician in the monitoring of time, ticks, and tick behavior. Time is monitored by referring to an electric chronometer with a highly visible display. The technician will record any crossings or repulsions as they occur. Repulsions are normally unambiguous reversals of direction. Subjects lift the tick off with the paintbrush after each assessment is complete. Any brushes that come into contact with a test material are discarded. Used ticks are immediately retired from the study by being transferred from the test arm to a container labeled "used".

Scientific Stopping Rule: Subjects are directed to cease tick exposures when a crossing is followed by another crossing within one-half hour, i.e., in either of the subsequent two exposure periods.

10.3.7 Forms for Retention of Source Data:

Dosimetry data will be recorded by a technician on a data form for each test formulation. Repellency data will be recorded by technicians on a repellency data form. Data forms are appended. The recording technicians sign and date the data forms.

10.4 Study Facility:

Treatments and data collection will take place in the main building and on the terrace of Carroll-Loye Biological Research.

11 DATA ANALYSIS:

11.1 Experimental Unit:

The individual subject will be the experimental unit.

11.2 Replicates per Treatment:

For dosimetry, there will be 12 treated subjects, each serving as their own untreated control, testing each of the three repellent formulations. For repellency testing, there will be 10 subjects treated with each test repellent and serving as untreated controls.

11.3 Statistical Methodology:

Statistics will be computed with the software 'SAS JMP' Version 5.0.1.2 (SAS Institute, Cary NC).

11.3.1 Dosimetry:

Dosage will be calculated per square centimeter of skin. The amount of test material delivered to each dosimeter in each trial will be calculated as:

weight after application – weight before application

The **total captured** by all treated dosimeters per trial will be calculated by adding the mass changes in all four dosimeters

together, and then subtracting or adding, respectively, any total gain or loss of weight in the paired control dosimeters.

The **proportion covered** of the total limb surface area by the dosimeters is:

$$\frac{\text{Surface area of a set of 4 dosimeters}}{\text{Surface area of the limb}}$$

The estimated dosage per trial is:

$$\text{Total captured} \times 1/\text{proportion covered}$$

The specific gravity of each test material will be measured and used to convert the dosage weight data to volumes for preparing individual subject doses volumetrically for dispensing from the tuberculin syringes.

Subject means and standard deviations will be calculated for all measures of dosimeter weight changes as well as application behaviors (distance from nozzle to skin, duration of application, number of sweeps/pumps). Lotion, pump spray and aerosol statistics will be calculated separately and then compared with nonparametric tests for two- and three- sample independent cases (Wilcoxon match-pairs signed-rank and Kruskal-Wallis tests, respectively).

We will statistically assess the strength of any individual subject differences in application behavior and dosing in interaction with the three test materials using Friedman two-way analysis of variance subject dose means for each test material. We will use subject dose means for each test material to calculate dosing grand means (\pm SD) for each test material. Those means, expressed as repellent weight per unit skin surface area, will be used to determine individual subject doses in the field repellency test.

11.3.2. Repellency:

Because all subjects use different ticks, all ticks are used only once, and neither organism interacts directly with conspecifics at the level of the skin and the repellent during data collection, we will analyze data by subject as independent, replicated values. The hypothesis that the test materials will significantly reduce the number of ticks Crossing treated versus untreated skin is *not* the focus of this study. The focus is to compute, for each test material, a reasonable estimate of mean and standard deviation

for the duration between application and sufficient repellency breakdown such that two ticks crossing on a subject within a half hour period. That pattern is here assessed at a resolution of 15 minutes.

Complete protection time (CPT) is measured as the length of time from initial application to the First Confirmed Crossing. A FCC is a Crossing followed by another Crossing within 30 minutes. For example, a Crossing at 90 minutes followed by another at 135 minutes is not confirmed, but a third Crossing at 150 minutes would confirm that at 135 minutes, giving a CPT of 135 minutes.

CPT measured in this way will yield a single time value for each subject. Mean CPT will be calculated across all 10 subjects per treatment, and will be presented with standard deviation and 95% confidence interval information as well.

Because all subjects serve as untreated controls to verify tick questing sufficiency, Relative Protection (RP) may also be calculated. Its utility is limited to the time period from first exposure until the first subject testing a given repellent is withdrawn by invoking the Stopping Rule (after which continued calculation of RP would likely bias its value in favor of repellency). Within that limit, RP evaluation provides complementary information when considering CPT. Such complementary information is important because it gives a rate function for performance that is intuitively explicable, and also because CPT is not currently discussed in the draft EPA guidelines for tick testing. RP is calculated for each subject as a function of the total number of challenges in which ticks did not cross the barrier divided by the total number of challenges made. (Normally no ticks are repelled from the untreated controls.) Specifically, RP is the percentage prevented from crossing on the treated arm relative to the untreated arm, which is calculated as $\{[1 - (\text{Mean comparator}/\text{Mean Untreated})]100\}$ per unit time. Most simply, that time may be, e.g., per hour, with RP calculated for each hour as illustrated in the draft EPA guidelines of 12 June 2006. For each subject, cumulative RP may also be calculated for each time interval. This is the mean RP across all time intervals up to the selected point. In our design, Cumulative RP may be assessed at a maximum resolution of 15 minutes.

12 STUDY LOCATION:

Carroll-Loye Arthropod Behavior Laboratory at the letterhead address.

13 QUALITY ASSURANCE:

An independent, professional Quality Assurance Unit (QAU) will inspect several aspects of the study. The QAU will report to the Study Director. Protocol Review and Comments must take place before data collection commences. In-Life Inspection must include observing the measurement and recording of key variables by subjects and researchers. In addition, the Final Report will be audited for completeness and accuracy. A QAU Statement will address compliance and noncompliance or any omissions in auditing. Findings from the In-Life Inspection and the Final Report, as well as the QAU Statement will be transmitted to both the Study Director and to the Sponsor Monitor.

14 PERSONNEL:

14.1 Investigator (Study Director):

14.1.1 Address:

Dr. Scott Carroll
Carroll—Loye Biological Research
711 Oak Avenue
Davis, CA 95616

14.1.2 Telephone:

530-297-6080
530-297-6081 (Facsimile)

14.1.3 Training and experience of investigator:

CV on file with sponsor

14.2 Study Monitor:

Dan Giambattisto

14.2.1 Address:

EMD Chemicals, Inc.
7 Skyline Drive
Rona—Cosmetic Business Unit

Hawthorne, NY 10532 USA

14.3 Quality Assurance Unit:

Dr. Jenella Loye

14.3.1 Address:

Carroll—Loye Biological Research
711 Oak Avenue
Davis, CA 95616

14.3.2 Telephone:

530-297-6080
530-297-6081 (Facsimile)


14.1.3 Training and experience of QAU:

CV on file with sponsor

15 AMENDMENT/DEVIATIONS TO THE PROTOCOL:

Protocol amendments or deviations will be reviewed by the Study Monitor and the Study Director. Any changes that may affect the health or safety of study participants must be approved the Study Director, the State of California Department of Pesticide Regulation, and the approving IRB. The amendments, deviations as well as any adverse events will be documented in the Study Director's final report. Documentation will include a description of the change, the reason for the change and the effect of the change on the conduct and outcome of the study.


16 PROTOCOL APPROVAL SIGNATURES:



8 September 2006

Scott P. Carroll, Ph.D.
Study Director

Date



8 September 2006

Study Monitor or Monitor's Agent
Dan Giambattisto, EMD Chemicals, Inc.

Date

Appendix 1. Test repellent formulations.

**Insect Repellent Spray with IR3535®
(EUS26-15)**

| Ingredients | INCI | [%] | CAS No. | EPA Inert List |
|------------------------------|----------------------------------|-------|-----------------------|--------------------------|
| Phase A | | | | |
| IR3535® | Ethyl Butylacetylaminopropionate | 20.00 | 52304-36-6 | Active Ingredient |
| Carbowax 400 /Union Carbide | Polyethylene glycol 400 | 5.00 | 25322-68-3 | 4B |
| Arlamol E | PEG-15 Stearyl Ether | 1.00 | 25231-21-4 | 4B |
| Phase B | | | | |
| Ethanol SD 40B | Denatured Alcohol | 35.00 | 61116-08-3 | 4B |
| Carbowax 1450 /Union Carbide | Polyethylene glycol 1500 | 4.00 | 25322-68-3 | 4B |
| PVP/VA Copolymer E-735 /ISP | PVP/VA copolymer | 2.00 | 25086-89-9 64-17-5 | |
| Polysorbate 20 / Uniquema | Tween 20 | 1.50 | 9005-64-5 | 4B |
| Water, demineralized | Aqua (Water) | 31.50 | 7732-18-5 | 4A |

**Insect Repellent Aerosol with IR3535®
(EUS26-16)**

| Ingredients | INCI | [%] | CAS No. | EPA Inert List |
|----------------------------------|----------------------------------|-------|-----------------------|--------------------------|
| Phase A | | | | |
| IR3535® | Ethyl Butylacetylaminopropionate | 20.00 | 52304-36-6 | Active Ingredient |
| Phase B | | | | |
| Ethanol SD 40B | Denatured Alcohol | 21.67 | 61116-08-3 | 4B |
| Propylene glycol / Union carbide | Propylene glycol | 4.34 | 57-55-6 | |
| PVP/VA Copolymer E-735 /ISP | PVP/VA copolymer | 1.73 | 25086-89-9 64-17-5 | |
| Water, demineralized | Aqua (Water) | 17.26 | 7732-18-5 | 4A |
| Phase C | | | | |
| A31, Isobutane /Aeropres | Isobutane | 35.00 | 75-28-5 | |

**Insect Repellent Lotion with IR3535®
(WV29-01)**

| Ingredient | INCI | (%) |
|---------------------------------------|--|--------|
| PHASE A | | |
| Water, demineralized | AQUA (WATER) | ad 100 |
| 1,3-Butanediol (Merck KGaA) | BUTYLENE GLYCOL | 4.00 |
| Titriplex® III (Merck KGaA) | DISODIUM EDTA | 0.10 |
| PHASE B1 | | |
| Rhodicare-S (Rhodia GmbH) | XANTHAN GUM | 0.20 |
| Carbopol ETD 2050 (Noveon) | CARBOMER | 0.30 |
| PHASE B2 | | |
| Triethanolamine (Merck KGaA) | TRIETHANOLAMINE | 0.20 |
| PHASE C | | |
| Arlacel 165 VP (Uniquema) | GLYCERYL STEARATE, PEG-100 STEARATE | 3.50 |
| Dow Corning 200 (100cs) (Dow Corning) | DIMETHICONE | 0.50 |
| Isopropyl palmitate (Cognis) | ISOPROPYL PALMITATE | 4.00 |
| Lanette 16 (Cognis) | CETYL ALCOHOL | 1.00 |
| Crodamol STS (Croda) | PPG-3 BENZYL ETHER MYRISTATE | 2.00 |
| IR3535® | ETHYL BUTYLACETYLAMINOPROPIONATE | 10.00 |
| Stearic acid (Merck KGaA) | STEARIC ACID | 2.00 |
| PHASE D | | |
| Selbel 305 (Seppic) | LAURETH-7, POLYACRYLAMIDE, C13-14 ISOPARAFFIN | 1.00 |
| PHASE E | | |
| Triethanolamine (Merck KGaA) | TRIETHANOLAMINE | 0.10 |
| PHASE F | | |
| Paragon II/McIntyre | PROPYLENE GLYCOL, DMDM HYDANTOIN, METHYLPARABEN, PROPYLPARABEN | 1.00 |

Appendix. Data sheets (arm, rather than leg, examples are given).

| | |
|-------------------------------|---|
| Pump Spray Application | |
| Subject name: | Subject number |
| Date: | <input style="width: 50px; height: 20px;" type="text"/> |

I. Quantification of application behavior

A. Left arm

| Trial no. | Distance from skin | No. of pumps for full coverage | Mass before | Mass after |
|-----------|--------------------|--------------------------------|-------------|------------|
| 1 | | X | X | X |
| 2 | | | | |
| 3 | | | | |
| 4 | | | | |

B. Right arm

| Trial no. | Distance from skin | No. of pumps for full coverage | Mass before | Mass after |
|-----------|--------------------|--------------------------------|-------------|------------|
| 1 | | X | X | X |
| 2 | | | | |
| 3 | | | | |
| 4 | | | | |

II. Spray sampling

A. Left arm

| Trial no. | Distance from skin | No. of pumps for full coverage | Mass before | Mass after |
|-----------|--------------------|--------------------------------|-------------|------------|
| 1 | | | | |
| 2 | | | | |
| 3 | | | | |

B. Right arm

| Trial no. | Distance from skin | No. of pumps for full coverage | Mass before | Mass after |
|-----------|--------------------|--------------------------------|-------------|------------|
| 1 | | | | |
| 2 | | | | |
| 3 | | | | |

| Aerosol Application | |
|---------------------|---|
| Subject name: | Subject number |
| Date: | |

I. Quantification of application behavior

A. Left arm

| Trial no. | Distance from skin | No. of sweeps for full coverage | Seconds sprayed | Mass before | Mass after |
|-----------|--------------------|---------------------------------|-----------------|-------------|------------|
| 1 | | X | X | X | X |
| 2 | | | | | |
| 3 | | | | | |
| 4 | | | | | |

B. Right arm

| Trial no. | Distance from skin | No. of sweeps for full coverage | Seconds sprayed | Mass before | Mass after |
|-----------|--------------------|---------------------------------|-----------------|-------------|------------|
| 1 | | X | X | X | X |
| 2 | | | | | |
| 3 | | | | | |
| 4 | | | | | |

II. Spray sampling

A. Left arm

| Trial no. | Distance from skin | No. of sweeps for full coverage | Seconds sprayed | Mass before | Mass after |
|-----------|--------------------|---------------------------------|-----------------|-------------|------------|
| 1 | | | | | |
| 2 | | | | | |
| 3 | | | | | |

B. Right arm

| Trial no. | Distance from skin | No. of sweeps for full coverage | Seconds sprayed | Mass before | Mass after |
|-----------|--------------------|---------------------------------|-----------------|-------------|------------|
| 1 | | | | | |
| 2 | | | | | |
| 3 | | | | | |

| | |
|---------------------------|----------------|
| Lotion Application | |
| Subject name: | Subject number |
| Date: | |

A. Left arm

| Trial no. | Mass before | Mass after |
|-----------|-------------|------------|
| 1 | | |
| 2 | | |
| 3 | | |

B. Right arm

| Trial no. | Mass before | Mass after |
|-----------|-------------|------------|
| 1 | | |
| 2 | | |
| 3 | | |

Appendix 3. IRB Approval Letter and Informed Consent Form



**INDEPENDENT
INVESTIGATIONAL
REVIEW BOARD INC.**

Your Advocate for Clinical Research Participants

Reference
Number

DATE: November 01, 2006

Principal Investigator
Name

TO: Scott P. Carroll, PhD
Principal Investigator

FROM: Kim Lerner, Chairman or
Anita McSharry, Vice-Chairman *Anita McSharry*
Independent Investigational Review Board, Inc.

SUBJECT: Site Letter dated 10/30/2006
- Revised Informed Consent Form (Ver. 10/24/06)

PROTOCOL: EMD-003

The Independent Investigational Review Board, Inc. (Vice Chairman) had an opportunity to review the Site Letter and the revised Informed Consent Form for the above noted research study. The site letter referred to an email submission of Informed Consent Form changes suggested by the FDA.

The Site Letter is approved as submitted. The revised Informed Consent Form is approved. The Informed Consent Form has been revised to accommodate the Site Letter. The approved revised Informed Consent Form is identified as Version 10/24/06 and stamped, "Approved 11/1/2006". All current subjects and future volunteers must sign the revised consent form.

Thank you for your cooperation.

KL/AMS/rr/yc:fc

INFORMED CONSENT AUTHORIZATION TO PARTICIPATE AS A RESEARCH STUDY SUBJECT

Title of Study: (EMD-003) Test of Personal Insect Repellents

Principal Investigator: Scott P. Carroll, Ph.D.

Site of Investigation: Carroll-Loye Biological Research
711 Oak Ave
Davis, CA 95161

Sponsor: EMD Chemicals, Inc.

Participant's Name: _____

You are being asked to participate in a research study. Your participation is voluntary. The information in this Informed Consent Form explains the study. You will receive a copy of this form, and you may take it home and think about it before making your decision. If you have any questions, or do not understand anything in this form, please ask the Principal Investigator to explain any words or information you do not clearly understand.


NATURE AND PURPOSE

Carroll-Loye Biological Research is conducting this research study in order to develop effective tick repellents. Many people are interested in having new and better tick repellents available to them. The tick repellents that we will study were developed from amino acids that are naturally occurring substances in animals. More studies are needed to determine how well such new tick repellents work.

The purpose of the study is to test how well new lotion, pump spray and aerosol insect repellent products work in the laboratory against ticks. These three products, which are similar to some already being sold, have been formulated to be more cosmetically acceptable to users. The repellent ingredient is a biochemical called 'IR3535'. The information gained from the study will assist in the development of these repellents for future commercial marketing. During the study we will first measure how much repellent you put on your arms in an initial visit to the study laboratory. On a later date, you will return to the laboratory to test repellents against ticks.

The sponsor EMD Chemicals, Inc has contracted Carroll-Loye Biological Research to conduct the study. Scott Carroll, Ph.D. of Carroll-Loye Biological Research is the Principal Investigator in charge of the study.

Version : 10/24/06
Protocol: EMD-003

| | |
|---|----------|
| APPROVED BY Independent IRB | |
|  | 11/01/06 |
| Signature | Date |

Initials: _____
Date: _____

SUBJECT SELECTION

You have been offered an opportunity to participate in this research study because you read and speak English, consider yourself to be in good physical condition and are at least 18 years of age. If you are a female of child-bearing potential, you cannot be pregnant or breastfeeding.

Approximately 30 volunteers will be enrolled in this laboratory research study, which is being conducted at only one site. A few more subjects will be enrolled than are needed in order to make up for anyone who is unexpectedly unable to participate once testing begins. If more subjects are present than are needed for any part of the test, you may be asked not to participate, but will instead be an 'alternate subject' who may be contacted to participate later if needed. If you are designated as an alternate subject, you will be compensated for your participation up to that point and for your inconvenience.

STUDY INTRODUCTION AND DURATION

Schedule of visits and time required to participate in the study

| Activity | Visit 1 (1-21 days before the test) | Visit 2 |
|---------------------------------|-------------------------------------|------------|
| 1. Orientation and Dosage visit | X | |
| 2. Repellent Test visit | | X |
| Total time | 2-2.5 hours | 8-14 hours |

You will be given a training manual and will have a chance to review it and to read along with the instructions.

Visit 1 for Orientation and determining Dosage

Within 21 days before the second visit (in will test the repellents against ticks), you will go to the laboratory and meet with a researcher to perform introductory activities for the study. The researcher will also tell you more about what you will experience while participating and what is expected of you. You will work with a researcher to determine how much insect repellent you apply. Completing those measurements will take 1.5-2.0 hours.

You will also be shown how handle ticks on your skin with a small artist's paintbrush. This training and practice will take about ½ hour.

The total time for Visit 1 activities will be about 2.0-2.5 hours.

Visit 2 for the Tick Repellent Test

The study will also require a second visit to the same laboratory. This second visit will most likely require approximately 10 hours of your time. However, it may require as few as 6 hours or many as about 14 hours, depending on how long the repellents

Version : 10/24/06
Protocol: EMD-003

| | |
|------------------------------------|------------------|
| APPROVED BY Independent IRB | |
| <i>Anita McSherry</i> Signature | 11/01/06 Date |

Initials: _____
Date: _____

remain effective. Bathrooms are available, and meals, drinks and snacks will be provided.

STUDY PROCEDURES

Study Design

This study will test three different insect repellent products, namely a lotion, a pump spray and an aerosol spray. You will be randomly (by chance) assigned to receive one or two of the three products, so your chance of receiving any one of them is one-in-three or two-in-three. You will not have a choice as to which repellent product or products you receive. For each product assigned to you, you will have an amount typical of what people commonly use applied to one or both of your forearms. Neither you nor the Principal Investigator will know which of the study materials you are receiving; however, this information can be made available if medically necessary.

If you are a female, you will perform a pregnancy test using an Over the Counter (OTC) pregnancy kit in the morning prior to the start of each of the two study visits. The results of your test will be verified by a female technician that is qualified to make that determination. If you are pregnant, you will not be allowed to participate in the study. Information regarding your pregnancy test results will be kept in confidence.

Procedures

Visit 1

At the laboratory, a researcher will measure the length and circumference of your forearms. You will then practice using the products to decide how you best like to apply them and how much you would apply to your forearm or lower leg in order to have thorough and even coverage. The researcher will answer any questions you have about the application. Once you have a method you are satisfied with, you will wash your arms with soap and water and dry them with a towel. The researcher will then place three small "bracelets" made of medical gauze around your forearm. You will then spray that area, including the bracelets, with a repellent, and a technician will remove the gauze and weigh it to determine how much spray has clung to its surface. Similarly, we will ask you to apply an amount of the lotion repellent product to your skin that you think gives complete and even coverage. We will use the amounts you apply in this part of the study to determine how much repellent people normally apply.

You will also spend about 30 minutes practicing handling ticks in the laboratory in preparation for the repellent study. A researcher will show you how to catch the ticks, place them on your skin, take them off, and place them in a container. You will practice these tasks several times in order to familiarize yourself with how to handle the ticks carefully and successfully. You may ask the research for advice on how to do this at any time while you are practicing. The ticks used for this training are reared in the laboratory and free from diseases.

Version : 10/24/06
Protocol: EMD-003

APPROVED BY
Independent IRB
Auth McShea
Signature Date 11/01/06

Initials: _____
Date: _____

Visit 2

This is the day of the actual repellent study. You will first be guided to wash your lower arms with mild, low fragrance soap, rinsing them with a spray of ethyl alcohol (mixed with an equal part of water), and then drying them with a clean towel. A technician will then apply repellents to one or two of your forearms to give even, complete coverage of the skin. The amount of repellent applied on an arm will be no more than about ¼ teaspoon.

During the test you and the Investigator will not know which repellent you are using. The study is done this way because knowing which repellent you are using can change the results of the study. If you start having any side effects from the repellent, the investigators can find out what you are taking in order to help you. Please ask the investigator if you have any questions at all about this kind of study.

You will be part of a group of about 6 treated subjects seated at a laboratory table, and a researcher will lead you in handling and keeping track of the ticks, of the time, and of your tick observations. Every 15 minutes, you will test a new tick on each arm and report the result to you lead researcher, who will record the data. That task will take between 5 and 10 minutes to complete. At times you may need to stand in order to so that the ticks may climb upward, which is their preference.

Every 15 minutes a project leader will announce the beginning of the next period for testing the treated skin. You will continue in this way until a tick crosses the repellent in two of three consecutive periods, as long as you are comfortable. There will time to eat comfortably and use the bathroom between test periods.

RESTRICTIONS

- You must not be a student or employee of the Principal Investigator
- You must not have a phobia of ticks
- You must not be sensitive to any of the test product ingredients
- You must not have used repellents within three days prior to the start of the study
- You must be able to apply spray and lotion repellents to your left and right arms
- You must not use perfumed products after 9 PM the night before and throughout the tests
- You must refrain from smoking or alcoholic beverages after 9 PM the night before and throughout the tests

RISK/DISCOMFORTS

If at anytime you feel ill, inform the Principal Investigator (or anyone else who is also assisting to direct the study) immediately, and you will be taken to receive medical attention at the nearest hospital. You may also request access to standard first aid materials (such as bandages, antiseptics, and mild antihistamines) and request first aid assistance at any time. You may remove yourself for any reason from the study at

Version : 10/24/06
Protocol: EMD-003

| | |
|---------------------------------|------------------|
| APPROVED BY Independent IRB | |
| <i>Paul M. Oke</i> Signature | 11/01/06 Date |

Initials: _____
Date: _____

anytime. At least one qualified researcher will remain with the other test subjects if other researchers depart with an injured or ill subject.

The spray repellents contain alcohol and are flammable. There is a small possibility that the repellents may cause skin, lung and eye irritation. Excessive inhalation can cause lung irritation, headache and dizziness. Swallowing the products may cause temporary stomach distress. You may obtain more information about the safety of the repellents by asking the Principal Investigator, and he will provide you with the official "Material Safety Data Sheets" which give safety details similar to those found on commercial product labels.

Measures will be implemented to make sure that ticks are removed before they have an opportunity to bury in the skin.

PREGNANCY RISKS

The risks to the unborn are unknown and may be hazardous. If you are a woman of childbearing potential, it is important that you do not participate in this study if you are, or if you think you may be pregnant, or are lactating. Pregnancy will be self-checked by each female volunteer on the morning of the repellent test using an OTC test kit provided by the Study Director. Results of each such test will be immediately verified by direct inspection by a female technician trained to make that assessment.

UNKNOWN / UNFORESEEABLE RISKS


In addition to the risks and discomforts listed above, there may be some unknown or infrequent and unforeseeable risks associated with the use of this product, including allergic reaction or interaction with a medication. You will be informed in a timely manner both verbally and in writing of any new information, findings or changes to the way the research will be performed that might influence your willingness to continue participation in this study.

RESEARCH RELATED INJURIES

If you are injured as a result of being in this study, a consulting physician who is aware of the study will be contacted immediately by telephone. Medical treatment will be available from a health care facility. Carroll-Loye Biological Research will cover the costs of such medical treatment that are not covered by your own insurance or by a third party. If necessary, Carroll-Loye Biological Research will transport you to receive medical attention and pay costs associated with the reasonable and appropriate treatment for any injuries incurred as a result of participation in the study. For further information about this, the research test subject should call the office of Carroll-Loye Biological Research (530) 297-6080.

You DO NOT waive your legal rights by signing this form.

Version : 10/24/06
Protocol: EMD-003

| | |
|--|------------------|
| APPROVED BY Independent IRB | |
|  Signature | 11/01/06 Date |

Initials: _____
Date: _____

TREATMENT ALTERNATIVE

Since this study is not intended to provide any therapeutic or other health-related benefit, your alternative is to not participate in this study.

BENEFITS

There are no immediate benefits to you from your participation. However, by serving as a participant you may assist in making new insect repellent products available to consumers.

OFFER TO ANSWER ANY QUESTIONS ABOUT THIS STUDY

If you have any questions or problems during this study, or if you think that you may have experienced a research-related injury, you should contact Scott Carroll of Carroll-Loye Biological Research at (530) 297-6080 or (530) 902-8267.

If you have any questions regarding your rights as a research volunteer, please contact Kim Lerner, Chairman of the Independent Investigational Review Board, Inc. at toll free (877) 888-IIRB (4472) during regular working hours. The Independent Investigational Review Board is a committee established for the purpose of protecting the rights of volunteers in a research study.

COSTS AND REIMBURSEMENT

There will be no costs to you from participating in this study. For participation in the study, each research study participant will receive a cash payment of \$15 per hour. Payment will be made at the end of each visit or whenever you withdraw from the study. If you are designated as an 'alternate subject', you will be paid for the hours you spent being trained, plus you will receive a payment of \$50 dollars to compensate for being inconvenienced by the administration of the study.

CONFIDENTIALITY

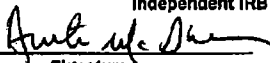
Carroll-Loye Biological Research will retain records of this study indefinitely. You may access you own records by contacting the Principal Investigator. Representatives from the Sponsor, EMD Chemicals, Inc., the U.S. Environmental Protection Agency (EPA), the California Department of Pesticide Regulation, and the Independent Investigational Review Board, Inc. Review Board (an independent committee that reviewed the ethical aspects of this study to help protect the rights and welfare of study participants) may have access to all non-personal information collected in this study. Because of the need to release information to these parties, absolute confidentiality cannot be guaranteed. Any information or reports published as a result of this study would not identify you by name, or any other personal identification.

STATEMENTS OF UNDERSTANDING

Right to withdraw or removal from study

I understand that I am free to withdraw from this study at any time, and I agree to inform the Principal Investigator immediately if I intend to withdraw. It is understood that my decision to participate in this study or to withdraw from this study will not

Version : 10/24/06
Protocol: EMD-003

| | |
|--|------------------|
| APPROVED BY Independent IRB | |
|  Signature | 11/01/06 Date |

Initials: _____
Date: _____

State of California Department of Pesticide Regulation

EXPERIMENTAL SUBJECT'S BILL OF RIGHTS

The rights below are the rights of every person who is asked to be in a research study. As an experimental subject I have the following rights:

1. To be told what the study is trying to find out.
2. To be told what will happen to me and whether any of the procedures pesticides or devices is different from what would be used in standard practice.
3. To be told about the frequent and/or important risks, side effects, or discomforts of the things that will happen to me for research purposes.
4. To be told if I can expect any benefit from participating, and, if so what that benefit might be.
5. To be told the other choices I have and how they may be better or worse than being in the study.
6. To be allowed to ask any questions concerning the study both before agreeing to be involved and during the course of the study.
7. To be told what sort of medical treatment is available if any complications arise.
8. To refuse to participate at all or to change my mind about participation after the study is started. This decision will not affect my right to receive the care I would receive if I were not in the study.
9. To receive a copy of the signed and dated consent form.
10. To be free of pressure when considering whether I wish to agree to be in the study.

If I have other questions I should ask the researcher. In addition, I may contact the Worker Health and Safety Branch, Department of Pesticide Regulation, which is concerned with protection of volunteers in research projects. I may reach them by calling (916) 445-4222 collect from 8:00 AM-5:00 PM., Monday to Friday or by writing to the Department of Pesticide Regulation, Worker Health and Safety Branch, 830 K. St., Sacramento, CA 95814-4268.

EMD Chemicals, Inc.
Laboratory Deer Tick Repellent Efficacy Study
Protocol Number: EMD-003
Completion Date: 12 December 2006

Appendix 8. Completed Dosimetry Data Capture Forms

Limb Measurement Form
Study EMD-003/004

Date: 24 Oct. 2006

Subject name: _____
Subject number: 13

Data recorder name: Scott Smith
Data recorder signature: *Scott Smith*

| Limb Measurements | Left arm | Right arm | Left leg | Right leg |
|-------------------|----------|-----------|----------|-----------|
| Length | 25 | 25 | 36 | 36 |
| Lower (A) | 16.5 | 16.5 | 24.5 | 24.5 |
| Lower-mid (B) | 20.5 | 20.5 | 30 | 30.5 |
| Upper-mid (C) | 26 | 26 | 37.5 | 37 |
| Upper (D) | 27 | 27 | 34 | 34 |

Limb Measurement Form
Study EMD-003/004

Date: 25 Oct. 2006

Subject name:

Data recorder name: Bill Johnson

Subject number: 14

Data recorder signature: *W.K. Johnson*

| Limb Measurements | Left arm | Right arm | Left leg | Right leg |
|-------------------|----------|-----------|----------|-----------|
| Length | 26.0 | 26.5 | 36.5 | 36.5 |
| Lower (A) | 17.0 | 17.0 | 23.0 | 23.0 |
| Lower-mid (B) | 18.5 | 18.5 | 24.0 | 24.5 |
| Upper-mid (C) | 23.0 | 24.0 | 36.5 | 35.5 |
| Upper (D) | 27.5 | 28.0 | 34.5 | 35.0 |

Limb Measurement Form
Study EMD-003/004

Date: 1 Nov. 2006

Subject name:
 Subject number: 15

Data recorder name: Bill Johnson
 Data recorder signature: *W.K. Jan*

| Limb Measurements | Left arm | Right arm | Left leg | Right leg |
|-------------------|----------|-----------|----------|-----------------|
| Length | 25.5 | 25.5 | 33 | 33 |
| Lower (A) | 15.5 | 15.7 | 19.5 | 19.5 |
| Lower-mid (B) | 18 | 18 | 23 | 23.5 |
| Upper-mid (C) | 26 | 26 | 33 | 34.5 |
| Upper (D) | 27.5 | 27 | 31 | 32 |

34.0 (EE) SBK

Limb Measurement Form
Study EMD-003/004

Date: 23 Oct, 2006

Subject name: _____

Data recorder name: Bill Johnson

Subject number: 19

Data recorder signature: *Wk Johnson*

| Limb Measurements | Left arm | Right arm | Left leg | Right leg |
|-------------------|----------|-----------|----------|-----------|
| Length | 20.5 | 21.0 | 35.5 | 35.5 |
| Lower (A) | 15.5 | 16.0 | 22.0 | 22.0 |
| Lower-mid (B) | 17.5 | 17.0 | 26.5 | 28.5 |
| Upper-mid (C) | 21.5 | 22.0 | 35.0 | 35.0 |
| Upper (D) | 24.0 | 24.0 | 31.5 | 31.5 |

Limb Measurement Form
Study EMD-003/004

Date: Oct. 23, 2006

Subject name: _____
Subject number: 23

Data recorder name: Bill Johnson
Data recorder signature: *W.K. Johnson*

| Limb Measurements | Left arm | Right arm | Left leg | Right leg |
|-------------------|----------|-----------|----------|-----------|
| Length | 26.5 | 26.2 | 31 | 31.5 |
| Lower (A) | 14.9 | 15.1 | 20.2 | 20.4 |
| Lower-mid (B) | 17.3 | 18 | 27.5 | 27.4 |
| Upper-mid (C) | 22.6 | 22.2 | 34 | 34.6 |
| Upper (D) | 23.5 | 23.8 | 32 | 32.4 |

Limb Measurement Form
Study EMD-003/004

Subject name:
 Subject number: 24

Date: 30 OCT 06

Data recorder name: Scott Carroll
 Data recorder signature: *Scott Carroll*

| Limb Measurements (cm) | Left arm | Right arm | Left leg | Right leg |
|------------------------|----------|------------------------------|----------|-----------|
| Length | 25.5 | 25 | 36 | 36.8 |
| Lower (A) | 16.6 | 16.5 | 23.4 | 23.5 |
| Lower-mid (B) | 22.2 | 21.5 (EE) 20.5 | 29.4 | 31.5 |
| Upper-mid (C) | 27 | 27.5 (SC) 26.5 (EE) | 38.1 | 38 |
| Upper (D) | 27.5 | 27.5 (SC) 28.5 | 34.6 | 34 |

Limb Measurement Form
Study EMD-003/004

Date: 24 oct 2006

Subject name: _____
Subject number: 26

Data recorder name: Bill Johnson
Data recorder signature: *Wk. Johnson*

| Limb Measurements | Left arm | Right arm | Left leg | Right leg |
|-------------------|----------|-----------|----------|-----------|
| Length | 29.3 | 28.4 | 38.0 | 38.5 |
| Lower (A) | 15.7 | 15.6 | 21.5 | 21.0 |
| Lower-mid (B) | 16.9 | 17.3 | 28.7 | 28.4 |
| Upper-mid (C) | 21.0 | 21.6 | 35.0 | 34.6 |
| Upper (D) | 22.7 | 24.0 | 31.6 | 32.4 |

Limb Measurement Form
Study EMD-003/004

Date: 23 Oct. 2006

Subject name:

Data recorder name: Scott Samra

Subject number:

2

Data recorder signature: *Scott Samra*

| Limb Measurements | Left arm | Right arm | Left leg | Right leg |
|-------------------|----------|-----------|----------|-----------|
| Length | 26.5 | 27.0 | 33.0 | 33 |
| Lower (A) | 19 | 19.5 | 25.5 | 25.6 |
| Lower-mid (B) | 25.6 | 25.5 | 33.7 | 30.7 |
| Upper-mid (C) | 32 | 32.0 | 41.5 | 41.0 |
| Upper (D) | 32.5 | 31.0 | 38.4 | 39.0 |

Limb Measurement Form
Study EMD-003/004

Date: 25 Oct, 2006

Subject name:

Data recorder name: Bill Johnson

Subject number: 30

Data recorder signature: W.K. Johnson

| Limb Measurements | Left arm | Right arm | Left leg | Right leg |
|-------------------|----------|-----------|----------|-----------|
| Length | 24.0 | 23.5 | 35.5 | 34.5 |
| Lower (A) | 14.5 | 14.5 | 19.5 | 20.0 |
| Lower-mid (B) | 15.0 | 15.5 | 25.0 | 24.5 |
| Upper-mid (C) | 21.5 | 21.5 | 34.5 | 35.0 |
| Upper (D) | 22.5 | 22.5 | 31.0 | 32.0 |

Limb Measurement Form
Study EMD-003/004

Date: 27 October 2006

Subject name: _____
Subject number: 31

Data recorder name: Bill Johnson
Data recorder signature: _____

| Limb Measurements | Left arm | Right arm | Left leg | Right leg |
|-------------------|----------|-----------|----------|-----------|
| Length | 25.5 | 25.5 | | |
| Lower (A) | 16.5 | 17.0 | | |
| Lower-mid (B) | 19 | 19.3 | | |
| Upper-mid (C) | 25.5 | 25.5 | | |
| Upper (D) | 25.5 | 25.5 | | |

Limb Measurement Form
Study EMD-003/004

Date: 28 October 2006

Subject name:

Subject number: 32

Data recorder name: Bill Johnson

Data recorder signature: *W.K. Johnson*

| Limb Measurements | Left arm | Right arm | Left leg | Right leg |
|-------------------|----------|-----------|----------|-----------|
| Length | 30.0 | 29.0 | | |
| Lower (A) | 17.0 | 17.5 | | |
| Lower-mid (B) | 19.0 | 19.0 | | |
| Upper-mid (C) | 24.0 | 23.5 | | |
| Upper (D) | 25.0 | 25.0 | | |

Limb Measurement Form
Study EMD-003/004

Date: 26 Oct. 2006

Subject name:

Subject number:

33

Data recorder name: Scott Carroll

Data recorder signature: *Scott Carroll*

| Limb Measurements | Left arm | Right arm | Left leg | Right leg |
|-------------------|----------|-----------|----------|-----------|
| Length | 24.5 | 24 | | |
| Lower (A) | 15.0 | 15.5 | | |
| Lower-mid (B) | 20.3 | 20.6 | | |
| Upper-mid (C) | 20.9 | 21.2 | | |
| Upper (D) | 22.0 | 22.0 | | |

Limb Measurement Form
Study EMD-003/004

Date: 29 October 2006

Subject name: _____
Subject number: 34

Data recorder name: Bill Johnson
Data recorder signature: *W.K. Johnson*

| Limb Measurements | Left arm | Right arm | Left leg | Right leg |
|-------------------|----------|-----------|----------|-----------|
| Length | 26.0 | 26.0 | | |
| Lower (A) | 14.5 | 15.0 | | |
| Lower-mid (B) | 15.5 | 16.0 | | |
| Upper-mid (C) | 20.5 | 21.0 | | |
| Upper (D) | 22.0 | 22.5 | | |

Limb Measurement Form
Study EMD-003/004

Date: 29 Oct 2006

Subject name:

Subject number: 35

Data recorder name: Bill Johnson

Data recorder signature: *Wkj*

| Limb Measurements | Left arm | Right arm | Left leg | Right leg |
|-------------------|----------|-----------|----------|-----------|
| Length | 23.0 | 22.0 | | |
| Lower (A) | 15.0 | 15.0 | | |
| Lower-mid (B) | 17.5 | 17.4 | | |
| Upper-mid (C) | 22.2 | 22.0 | | |
| Upper (D) | 23.7 | 24.0 | | |

Limb Measurement Form
Study EMD-003/004

Date: 28 Oct. 2006

Subject name: _____
Subject number: 36

Data recorder name: Bill Johnson
Data recorder signature: *W.K. Johnson*

| Limb Measurements | Left arm | Right arm | Left leg | Right leg |
|-------------------|----------|-----------|----------|-----------|
| Length | 22.0 | 22.0 | | |
| Lower (A) | 14.7 | 15.0 | | |
| Lower-mid (B) | 17.0 | 16.5 | | |
| Upper-mid (C) | 21.4 | 21.5 | | |
| Upper (D) | 22.6 | 23.0 | | |

Limb Measurement Form
Study EMD-003/004

Date: 18 Oct 2006

Subject name: _____
Subject number: 37

Data recorder name: Bill Johnson
Data recorder signature: 

| Limb Measurements | Left arm | Right arm | Left leg | Right leg |
|-------------------|----------|-----------|----------|-----------|
| Length | 25 | 25.5 | | |
| Lower (A) | 15 | 15 | | |
| Lower-mid (B) | 17.5 | 17.5 | | |
| Upper-mid (C) | 22 | 22.5 | | |
| Upper (D) | 23 | 23.5 | | |

Limb Measurement Form
Study EMD-003/004

Date: 28 Oct. 2006

Subject name:
Subject number: 38

Data recorder name: Bill Johnson
Data recorder signature: *Bill Johnson*

| Limb Measurements | Left arm | Right arm | Left leg | Right leg |
|-------------------|----------|-----------|----------|-----------|
| Length | 28.0 | 28.0 | | |
| Lower (A) | 16.4 | 16.5 | | |
| Lower-mid (B) | 17.5 | 18.0 | | |
| Upper-mid (C) | 23.3 | 23.5 | | |
| Upper (D) | 25.7 | 26.0 | | |

EF WKS

Limb Measurement Form
Study EMD-003/004

Date: 28 Oct 2006

Subject name:
Subject number: 39

Data recorder name: Bill Johnson
Data recorder signature: *W.K. Johnson*

| Limb Measurements | Left arm | Right arm | Left leg | Right leg |
|-------------------|----------|-----------|----------|-----------|
| Length | 25.5 | 25.0 | | |
| Lower (A) | 14.5 | 15.0 | | |
| Lower-mid (B) | 17.0 | 17.0 | | |
| Upper-mid (C) | 20.5 | 21.0 | | |
| Upper (D) | 21.5 | 22.0 | | |

Limb Measurement Form
Study EMD-003/004

Date: 28 October 2006

Subject name: _____
Subject number: 48

Data recorder name: Shawn B. King
Data recorder signature: *S. B. King*

| Limb Measurements | Left arm | Right arm | Left leg | Right leg |
|-------------------|----------|-----------|----------|-----------|
| Length | 25 | 24 | | |
| Lower (A) | 14.6 | 14.7 | | |
| Lower-mid (B) | 15.4 | 15.6 | | |
| Upper-mid (C) | 18.8 | 21.2 | | |
| Upper (D) | 22.2 | 22.5 | | |

Limb Measurement Form
Study EMD-003/004

Date: 28 Oct. 2006

Subject name:
Subject number: 41

Data recorder name: Bill Johnson

Data recorder signature: *W. Johnson*

| Limb Measurements | Left arm | Right arm | Left leg | Right leg |
|-------------------|----------|-----------|----------|-----------|
| Length | 22.5 | 23.0 | | |
| Lower (A) | 15.7 | 16.0 | | |
| Lower-mid (B) | 18.5 | 18.5 | | |
| Upper-mid (C) | 23.2 | 23.5 | | |
| Upper (D) | 24.0 | 24.0 | | |

Limb Measurement Form
Study EMD-003/004

Subject name:

Subject number: 42

Date: 26 Oct 2006

Data recorder name: Scott Carroll
Data recorder signature: *[Signature]*

| Limb Measurements | Left arm | Right arm | Left leg | Right leg |
|-------------------|--------------------|-----------|------------------|-----------|
| Length | 28 | 28 | 35 35 | 35 |
| Lower (A) | 17.5 21 (32.3%) | 18.5 | 24.5 | 24.8 |
| Lower-mid (B) | 21.8 | 23.6 | 32.3 | 31.8 |
| Upper-mid (C) | 25.7 | 25.2 | 37.6 | 38 |
| Upper (D) | 28 | 28.4 | 35.8 | 35.3 |

Limb Measurement Form
Study EMD-003/004

Date: 29 October, 2006

Subject name:
Subject number: 43

Data recorder name: Bill Johnson
Data recorder signature: *W.K.J.*

| Limb Measurements | Left arm | Right arm | Left leg | Right leg |
|-------------------|----------|-----------|----------|-----------|
| Length | 25.5 | 24.5 | | |
| Lower (A) | 17.5 | 17.0 | | |
| Lower-mid (B) | 21.5 | 21.0 | | |
| Upper-mid (C) | 26.5 | 29.0 | | |
| Upper (D) | 29.0 | 29.0 | | |

Limb Measurement Form

EMD-003/004

Date: 29 October 2006

Subject name:

Subject number: 44

Data recorder name: Bill Johnson

Data recorder signature: *W.K. Johnson*

| Limb Measurements | Left arm | Right arm | Left leg | Right leg |
|-------------------|----------|-----------|----------|-----------|
| Length | 22.0 | 22.5 | | |
| Lower (A) | 13.5 | 13.5 | | |
| Lower-mid (B) | 16.4 | 15.5 | | |
| Upper-mid (C) | 20.0 | 20.0 | | |
| Upper (D) | 20.6 | 21.0 | | |

Limb Measurement Form
Study EMD-003/004

Date: 29 October 2006

Subject name: _____
 Subject number: 45

Data recorder name: Bill Johnson

Data recorder signature: *w.k. Johnson*

| Limb Measurements | Left arm | Right arm | Left leg | Right leg |
|-------------------|----------|---|----------|-----------|
| Length | 21.5 | 21.5 | | |
| Lower (A) | 14.0 | 13.8 | | |
| Lower-mid (B) | 16.0 | ^{EE wires} 18 16.7 | | |
| Upper-mid (C) | 20.5 | 21.5 | | |
| Upper (D) | 21.5 | 21.5 | | |

Limb Measurement Form
Study EMD-003/004

Date: 29 October, 2006

Subject name: _____

Subject number: 46

Data recorder name: Bill Johnson
Data recorder signature: *wk Johnson*

| Limb Measurements | Left arm | Right arm | Left leg | Right leg |
|-------------------|----------|-----------|----------|-----------|
| Length | 24.0 | 24.8 | | |
| Lower (A) | 18.0 | 17.7 | | |
| Lower-mid (B) | 23.7 | 23.7 | | |
| Upper-mid (C) | 31.0 | 38.5 | | |
| Upper (D) | 30.2 | 31.0 | | |

Limb Measurement Form

Study EMD-003/004

Date: 29 October, 2006

Subject name:

Subject number: 47

Data recorder name: Bill Johnson

Data recorder signature: W.K. Johnson

| Limb Measurements | Left arm | Right arm | Left leg | Right leg |
|--------------------------|-----------------|------------------|-----------------|------------------|
| Length | 21.5 | 21.5 | | |
| Lower (A) | 14.6 | 15 | | |
| Lower-mid (B) | 18 | 17.5 | | |
| Upper-mid (C) | 22.7 | 23 | | |
| Upper (D) | 23.5 | 23.5 | | |

Limb Measurement Form
Study EMD-003/004

Date: 29 October 2006

Subject name:
Subject number: 48

Data recorder name: Bill Johnson
Data recorder signature: *Wk Johnson*

| Limb Measurements | Left arm | Right arm | Left leg | Right leg |
|-------------------|----------|-----------|----------|-----------|
| Length | 21.5 | 21.5 | | |
| Lower (A) | 16 | 15.5 | | |
| Lower-mid (B) | 20 | 21.5 | | |
| Upper-mid (C) | 24 | 25.5 | | |
| Upper (D) | 25.5 | 25.5 | | |

E

Limb Measurement Form
Study EMD-003/004

Date: 29 October, 2006

Subject name:
Subject number: 49

Data recorder name: Bill Johnson
Data recorder signature: *W.K. Johnson*

| Limb Measurements | Left arm | Right arm | Left leg | Right leg |
|-------------------|----------|-----------|----------|-----------|
| Length | 25.5 | 25.5 | | |
| Lower (A) | 16.7 | 17.0 | | |
| Lower-mid (B) | 21.0 | 20.5 | | |
| Upper-mid (C) | 26.0 | 26.7 | | |
| Upper (D) | 25.5 | 27.0 | | |

Limb Measurement Form
Study EMD-003/004

Date: 24 Oct 2006

Subject name: _____

Data recorder name: Bill Johnson

Subject number: 4

Data recorder signature: *W.K. Johnson*

| Limb Measurements | Left arm | Right arm | Left leg | Right leg |
|-------------------|----------|-----------|----------|-----------|
| Length | 24.5 | 25.0 | 33.0 | 34.0 |
| Lower (A) | 15.4 | 14.7 | 19.4 | 19.3 |
| Lower-mid (B) | 16.0 | 16.0 | 20.2 | 21.6 |
| Upper-mid (C) | 20.1 | 19.7 | 29.5 | 29.4 |
| Upper (D) | 21.9 | 21.5 | 27.7 | 27.9 |

Limb Measurement Form
Study EMD-003/004

Date: 30 Oct. 2006

Subject name:

Subject number: 50

Data recorder name: Bill Johnson

Data recorder signature: *W. Johnson*

| Limb Measurements | Left arm | Right arm | Left leg | Right leg |
|-------------------|--|-----------|----------|-----------|
| Length | 22.0 | 21.5 | | |
| Lower (A) | 15.0 | 14.5 | | |
| Lower-mid (B) | 16.0 | 16.0 | | |
| Upper-mid (C) | 19.0 ^{EE) WKS 30/10/06} 21.5 | 22.5 | | |
| Upper (D) | 23.0 | 23.5 | | |

Limb Measurement Form

Study EMD-003/004

Date: 30 Oct 2006

Subject name: _____

Data recorder name: Bill Johnson

Subject number: 51

Data recorder signature: *W.K.J.*

| Limb Measurements | Left arm | Right arm | Left leg | Right leg |
|-------------------|--|-----------|----------|-----------|
| Length | 24 | 24 | | |
| Lower (A) | 16 | 16 | | |
| Lower-mid (B) | 21 (EE) W/KJ 20.5 30/10/06 | 20.5 | | |
| Upper-mid (C) | 27 | 27.5 | | |
| Upper (D) | 27.5 | 27.5 | | |

Limb Measurement Form
Study EMD-003/004

31 Dec 2006

Subject name: _____

Data recorder name: *Scott Carroll*

Subject number: *52*

Data recorder signature: *SCC*

| Limb Measurements | Left arm | Right arm | Left leg | Right leg |
|-------------------|----------|-----------|----------|-----------|
| Length | | 25.5 | | 32 |
| Lower (A) | | 18.4 | | 23.5 |
| Lower-mid (B) | | 24.2 | | 32 |
| Upper-mid (C) | | 29.5 | | 40.4 |
| Upper (D) | | 30.4 | | 40.4 |

Limb Measurement Form
Study EMD-003/004

Subject name:
Subject number: 53

Date: 31 OCT 2006

Data recorder name: Scott Carroll
Data recorder signature: *Scott Carroll*

| Limb Measurements | Left arm | Right arm | Left leg | Right leg |
|--------------------------|-----------------|------------------|-----------------|------------------|
| Length | 22 | | 30.5 | |
| Lower (A) | 15 | | 23.5 | |
| Lower-mid (B) | 19.5 | | 31 | |
| Upper-mid (C) | 24 | | 38 | |
| Upper (D) | 25.5 | | 35 | |

Limb Measurement Form
Study EMD-003/004

Date: 31 Oct 2006

Subject name:

Subject number: 54

Data recorder name: Bill Johnson

Data recorder signature: *wkj*

| Limb Measurements | Left arm | Right arm | Left leg | Right leg |
|-------------------|----------|-----------|----------|-----------|
| Length | 24 | | 33 | |
| Lower (A) | 18 | | 23 | |
| Lower-mid (B) | 21.5 | | 26 | |
| Upper-mid (C) | 25.5 | | 37 | |
| Upper (D) | 28 | | 34.5 | |

Limb Measurement Form
Study EMD-003/004

Date: 1 Nov. 2006

Subject name: _____
 Subject number: 55

Data recorder name: Jeremy Brooks
 Data recorder signature: *Jeremy Brooks*

| Limb Measurements | Left arm | Right arm | Left leg | Right leg |
|-------------------|-------------------------|-----------|----------|-----------|
| Length | 26.5 | 26.5 | 32.0 | |
| Lower (A) | 16.5 | 16.5 | 21.5 | |
| Lower-mid (B) | 19.5 | 19.5 | 24.5 | |
| Upper-mid (C) | 26.0 26.0 | 26.0 | 33.0 | |
| Upper (D) | 26.6 | 26.5 | 31.0 | |

Limb Measurement Form
Study EMD-003/004

Subject name: _____ Date: _____
Subject number: 56 Data recorder name: _____
Data recorder signature: _____

| Limb Measurements | Left arm | Right arm | Left leg | Right leg |
|-------------------|----------|-----------|----------|-----------|
| Length | 23.5 | 23.5 | 33.0 | 32.5 |
| Lower (A) | 15.5 | 15.5 | 22.5 | 22.0 |
| Lower-mid (B) | 20.5 | 19.5 | 31.0 | 32.0 |
| Upper-mid (C) | 23.0 | 23.5 | 37.5 | 37.5 |
| Upper (D) | 25.0 | 25.0 | 35.5 | 35.5 |

Limb Measurement Form
Study EMD-003/004

Date: 24 Oct. 2006

Subject name: _____
Subject number: 6

Data recorder name: Bill Johnson
Data recorder signature: *w.k.j.*

| Limb Measurements | Left arm | Right arm | Left leg | Right leg |
|-------------------|----------|-----------|----------|-----------|
| Length | 28.0 | 27.0 | 34.0 | 34.5 |
| Lower (A) | 18.5 | 18.5 | 23.0 | 22.5 |
| Lower-mid (B) | 21.0 | 22.0 | 27.0 | 28.5 |
| Upper-mid (C) | 29.5 | 30.0 | 37.5 | 38.5 |
| Upper (D) | 29.0 | 29.0 | 36.0 | 35.5 |

Limb Measurement Form
Study EMD-003/004

Date: 23 Oct. 2006

Subject name:
Subject number: 9

Data recorder name: Bill Johnson
Data recorder signature: *W. L. Johnson*

| Limb Measurements | Left arm | Right arm | Left leg | Right leg |
|-------------------|----------|-----------|----------|-----------|
| Length | 23.0 | 23.5 | 38.0 | 36.5 |
| Lower (A) | 15.5 | 15.5 | 22.5 | 23.0 |
| Lower-mid (B) | 17.0 | 17.5 | 30.5 | 28.5 |
| Upper-mid (C) | 21.5 | 22.0 | 35.5 | 35.5 |
| Upper (D) | 23.5 | 23.5 | 32.5 | 33.0 |

Pump Data Form
Study EMD-003/004

Date: 10/25/00
25 Oct. 2000

Subject name: Scott Carroll
Subject number: 2

Data recorder name: Scott Carroll
Data recorder signature: [Signature]

| I. Practice Application | | | | | |
|--------------------------|-------------------------|-----------------------------|----------------------|---------------------|---------------------|
| A. Pump spray, left arm | | | | | |
| Trial no. | Distance from skin (cm) | No. pumps for full coverage | Container before (g) | Container after (g) | Dosimeter after (g) |
| 1 | 6 | 9 | 133.719 | 131.540 | |
| 2 | | | | | |
| 3 | | | | | |
| B. Pump spray, right arm | | | | | |
| 1 | 9 | 9 | 133.296 | 132.122 | |
| 2 | | | | | |
| 3 | | | | | |
| C. Pump spray, left leg | | | | | |
| 1 | 8 | 10 | 132.122 | 130.853 | |
| 2 | | | | | |
| 3 | | | | | |
| D. Pump spray, right leg | | | | | |
| 1 | 8 | 10 | 130.852 | 129.528 | |
| 2 | | | | | |
| 3 | | | | | |

| II. Pump Sampling | | | | | | |
|--------------------------|-------------------------|-----------------------------|----------------------|---------------------|----------------------|---------------------|
| A. Pump spray, left arm | | | | | | |
| Trial no. | Distance from skin (cm) | No. pumps for full coverage | Container before (g) | Container after (g) | Dosimeter before (g) | Dosimeter after (g) |
| 1 | 8 | 9 | 129.835 | 129.835 | 5.8942 | 5.9868 |
| 2 | 8 | 9 | 125.416 | 122.22 | 4.5439 | 4.6082 |
| 3 | 8 | 9 | 119.852 | 118.466 | 4.5921 | 4.7185 |
| B. Pump spray, right arm | | | | | | |
| 1 | 8 | 9 | 129.835 | 128.222 | 5.3187 | 5.3792 |
| 2 | 9 | 10 | 124.82 | 122.968 | 4.5938 | 4.7090 |
| 3 | 9 | 10 | 118.464 | 116.994 | 4.1872 | 4.2207 |
| C. Pump spray, left leg | | | | | | |
| 1 | 11 | 10 | 128.221 | 126.938 | 4.3183 | 4.3600 |
| 2 | 10 | 11 | 122.967 | 121.752 | 4.9980 | 5.0751 |
| 3 | 9 | 11 | 116.994 | 115.450 | 5.0390 | 5.1065 |
| D. Pump spray, right leg | | | | | | |
| 1 | 10 | 11 | 126.937 | 125.416 | 5.1674 | 5.2312 |
| 2 | 10 | 11 | 126.751 | 119.860 | 6.0661 | 6.1324 |
| 3 | 10 | 12 | 115.450 | 113.490 | 6.6868 | 6.7444 |

Pump Data Form
Study EMD-003/004

Date: 24 Oct. 2006

Data recorder name: Bill Johnson
Data recorder signature: *Bill Johnson*

Subject name: |
Subject number: 4

| I. Practice Application | | | | | |
|--------------------------|-------------------------|-----------------------------|----------------------|---------------------|---------------------|
| A. Pump spray, left arm | | No. pumps for full coverage | Container before (g) | Container after (g) | Dosimeter after (g) |
| Trial no. | Distance from skin (cm) | | | | |
| 1 | 15 | 7 | 112.968 | 111.917 | |
| 2 | | | | | |
| 3 | | | | | |
| B. Pump spray, right arm | | No. pumps for full coverage | Container before (g) | Container after (g) | Dosimeter after (g) |
| Trial no. | Distance from skin (cm) | | | | |
| 1 | 16 | 7 | 111.917 | 110.866 | |
| 2 | | | | | |
| 3 | | | | | |
| C. Pump spray, left leg | | No. pumps for full coverage | Container before (g) | Container after (g) | Dosimeter after (g) |
| Trial no. | Distance from skin (cm) | | | | |
| 1 | 11 | 10 | 132.863 | 131.570 | |
| 2 | | | | | |
| 3 | | | | | |
| D. Pump spray, right leg | | No. pumps for full coverage | Container before (g) | Container after (g) | Dosimeter after (g) |
| Trial no. | Distance from skin (cm) | | | | |
| 1 | 13 | 9 | 131.570 | 130.302 | |
| 2 | | | | | |
| 3 | | | | | |

| II. Pump Sampling | | | | | | |
|--------------------------|-------------------------|-----------------------------|----------------------|---------------------|----------------------|---------------------|
| A. Pump spray, left arm | | No. pumps for full coverage | Container before (g) | Container after (g) | Dosimeter before (g) | Dosimeter after (g) |
| Trial no. | Distance from skin (cm) | | | | | |
| 1 | 15 | 8 | 110.866 | 109.681 | 4.7723 | 4.8717 |
| 2 | 13 | 8 | 109.681 | 108.513 | 4.8894 | 4.9857 |
| 3 | 12 | 7 | 108.513 | 107.470 | 4.8684 | 4.9537 |
| B. Pump spray, right arm | | No. pumps for full coverage | Container before (g) | Container after (g) | Dosimeter before (g) | Dosimeter after (g) |
| Trial no. | Distance from skin (cm) | | | | | |
| 1 | 13 | 8 | 107.740 | 106.282 | 4.8999 | 5.0224 |
| 2 | 11 | 7 | 106.282 | 105.233 | 4.9690 | 5.0717 |
| 3 | 12 | 8 | 105.233 | 104.071 | 5.0020 | 5.1557 |
| C. Pump spray, left leg | | No. pumps for full coverage | Container before (g) | Container after (g) | Dosimeter before (g) | Dosimeter after (g) |
| Trial no. | Distance from skin (cm) | | | | | |
| 1 | 9 | 10 | 130.301 | 128.884 | 4.9685 | 5.0795 |
| 2 | 15 | 9 | 128.884 | 127.603 | 4.9776 | 5.0406 |
| 3 | 9 | 10 | 127.603 | 126.256 | 5.1050 | 5.2115 |
| D. Pump spray, right leg | | No. pumps for full coverage | Container before (g) | Container after (g) | Dosimeter before (g) | Dosimeter after (g) |
| Trial no. | Distance from skin (cm) | | | | | |
| 1 | 8 | 11 | 126.256 | 124.760 | 5.0150 | 5.1418 |
| 2 | 9 | 10.5 | 124.760 | 123.371 | 5.0902 | 5.2172 |
| 3 | 9 | 9.5 | 123.371 | 122.040 | 4.9106 | 5.0236 |

Pump Data Form
Study EMD-003/004

Date: 24 Oct. 2006

Data recorder name: Bill Johnson
 Data recorder signature: w.k. Johnson

Subject name: _____
 Subject number: 6

| I. Practice Application | | | | |
|--------------------------|-------------------------|-----------------------------|----------------------|---------------------|
| A. Pump spray, left arm | | | | |
| Trial no. | Distance from skin (cm) | No. pumps for full coverage | Container before (g) | Container after (g) |
| 1 | 10 | 9.5 | 88.223 | 86.977 |
| 2 | 11 | 9 | | |
| 3 | | | | |
| B. Pump spray, right arm | | | | |
| 1 | 11 | 9 | 86.977 | 85.476 |
| 2 | | | | |
| 3 | | | | |
| C. Pump spray, left leg | | | | |
| 1 | 12 | 10.5 | 85.476 | 84.050 |
| 2 | | | | |
| 3 | | | | |
| D. Pump spray, right leg | | | | |
| 1 | 12 | 10 | 84.050 | 82.541 |
| 2 | | | | |
| 3 | | | | |

| II. Pump Sampling | | | | | | | |
|--------------------------|-------------------------|-----------------------------|----------------------|---------------------|----------------------|---------------------|--|
| A. Pump spray, left arm | | | | | | | |
| Trial no. | Distance from skin (cm) | No. pumps for full coverage | Container before (g) | Container after (g) | Dosimeter before (g) | Dosimeter after (g) | |
| 1 | 12 | 9 | 82.533 | 81.013 | 4.1917 | 4.3212 | |
| 2 | 10 | 9 | 81.013 | 79.501 | 4.4084 | 4.5766 | |
| 3 | 11 | 9 | 79.501 | 78.134 | 4.5640 | 4.6770 | |
| B. Pump spray, right arm | | | | | | | |
| 1 | 10 | 9.5 | 78.134 | 76.622 | 4.5430 | 4.6317 | |
| 2 | 12 | 10 | 76.622 | 75.108 | 4.6769 | 4.8541 | |
| 3 | 11 | 9 | 75.108 | 73.755 | 4.4671 | 4.6111 | |
| C. Pump spray, left leg | | | | | | | |
| 1 | 13 | 13 | 73.755 | 71.804 | 5.8588 | 6.0196 | |
| 2 | 13 | 13 | 71.804 | 69.925 | 6.1188 | 6.3215 | |
| 3 | 11 | 13.5 | 69.925 | 68.0791 | 6.0791 | 6.2115 | |
| D. Pump spray, right leg | | | | | | | |
| 1 | 10 | 13.5 | 67.194 | 64.941 | 5.7055 | 5.9279 | |
| 2 | 9 | 14 | 64.941 | 62.707 | 5.9976 | 6.2245 | |
| 3 | 11 | 14.5 | 62.707 | 60.549 | 4.7008 | 4.9222 | |

Pump Data Form
Study EMD-003/004

Date: 28 Oct. 2006

Data recorder name: Bill Johnson

Data recorder signature: *W.E. Johnson*

Subject name: 13
 Subject number: 13

| I. Practice Application | | | | | |
|-------------------------|-------------------------|-----------------------------|--------------------------|---------------------|---------------------|
| A. Pump spray, left arm | | | B. Pump spray, right arm | | |
| Trial no. | Distance from skin (cm) | No. pumps for full coverage | Container before (g) | Container after (g) | Dosimeter after (g) |
| 1 | 10 | 11 | 90.790 | 89.419 | |
| 2 | | | | | |
| 3 | | | | | |
| C. Pump spray, left leg | | | D. Pump spray, right leg | | |
| Trial no. | Distance from skin (cm) | No. pumps for full coverage | Container before (g) | Container after (g) | Dosimeter after (g) |
| 1 | 12 | 15 | 88.137 | 86.217 | |
| 2 | | | | | |
| 3 | | | | | |

| II. Pump Sampling | | | | | | |
|-------------------------|-------------------------|-----------------------------|--------------------------|---------------------|----------------------|---------------------|
| A. Pump spray, left arm | | | B. Pump spray, right arm | | | |
| Trial no. | Distance from skin (cm) | No. pumps for full coverage | Container before (g) | Container after (g) | Dosimeter before (g) | Dosimeter after (g) |
| 1 | 9 | 10 | 84.408 | 83.025 | 4.8168 | 4.9204 |
| 2 | 9 | 9 | 83.025 | 81.736 | 5.2094 | 5.2890 |
| 3 | 10 | 10 | 81.736 | 80.365 | 5.2997 | 5.4077 |
| C. Pump spray, left leg | | | D. Pump spray, right leg | | | |
| Trial no. | Distance from skin (cm) | No. pumps for full coverage | Container before (g) | Container after (g) | Dosimeter before (g) | Dosimeter after (g) |
| 1 | 12 | 14 | 76.104 | 73.970 | 5.4475 | 5.5826 |
| 2 | 11 | 12 | 73.970 | 72.314 | 5.7076 | 5.9039 |
| 3 | 11 | 11 | 72.314 | 70.860 | 5.5948 | 5.7101 |

Pump Data Form
Study EMD-003/004

Date: 25 Oct. 2006

Data recorder name: Bill Johnson
Data recorder signature: *Bill Johnson*

Subject name:
Subject number: 14

| I. Practice Application | | | | | |
|--------------------------|-------------------------|-----------------------------|----------------------|---------------------|--|
| A. Pump spray, left arm | | | | | |
| Trial no. | Distance from skin (cm) | No. pumps for full coverage | Container before (g) | Container after (g) | |
| 1 | 9 | 8 | 129.266 | 128.075 | |
| 2 | | | | | |
| 3 | | | | | |
| B. Pump spray, right arm | | | | | |
| 1 | 10 | 10 | 128.075 | 126.620 | |
| 2 | | | | | |
| 3 | | | | | |
| C. Pump spray, left leg | | | | | |
| 1 | 9 | 15 | 126.620 | 124.411 | |
| 2 | | | | | |
| 3 | | | | | |
| D. Pump spray, right leg | | | | | |
| 1 | 15 | 16 | 124.411 | 122.061 | |
| 2 | | | | | |
| 3 | | | | | |

| II. Pump Sampling | | | | | | | |
|--------------------------|-------------------------|-----------------------------|----------------------|---------------------|----------------------|---------------------|--|
| A. Pump spray, left arm | | | | | | | |
| Trial no. | Distance from skin (cm) | No. pumps for full coverage | Container before (g) | Container after (g) | Dosimeter before (g) | Dosimeter after (g) | |
| 1 | 11 | 13 | 122.051 | 120.233 | 4.4244 | 4.5471 | |
| 2 | 10 | 14 | 120.233 | 118.169 | 4.3941 | 4.5576 | |
| 3 | 10 | 14 | 118.169 | 116.094 | 4.3427 | 4.4762 | |
| B. Pump spray, right arm | | | | | | | |
| 1 | 12 | 16 | 116.094 | 113.754 | 4.2564 | 4.4280 | |
| 2 | 15 | 15 | 113.754 | 111.530 | 4.3036 | 4.4825 | |
| 3 | 16 | 16 | 111.530 | 109.175 | 4.2725 | 4.4572 | |
| C. Pump spray, left leg | | | | | | | |
| 1 | 13 | 20 | 109.175 | 106.137 | 5.4658 | 5.5218 | |
| 2 | 17 | 24 | 106.137 | 102.707 | 4.7749 | 4.9360 | |
| 3 | 17 | 21 | 102.707 | 99.615 | 5.0979 | 5.2275 | |
| D. Pump spray, right leg | | | | | | | |
| 1 | 18 | 20 | 99.615 | 96.671 | 4.9237 | 5.0311 | |
| 2 | 17 | 20 | 96.671 | 93.736 | 5.1000 | 5.2359 | |
| 3 | 15 | 20 | 93.736 | 90.796 | 5.0555 | 5.1734 | |

Pump Data Form
Study EMD-003/004

Date: 23 Oct 2006

Subject name: 19
Subject number: 19

Data recorder name: Bill Johnson
Data recorder signature: *W.K. Johnson*

| I. Practice Application | | | | |
|--------------------------|-------------------------|-----------------------------|----------------------|---------------------|
| A. Pump spray, left arm | | | | |
| Trial no. | Distance from skin (cm) | No. pumps for full coverage | Container before (g) | Container after (g) |
| 1 | 13 | 3 | 115.241 | 114.788 |
| 2 | | | | |
| 3 | | | | |
| B. Pump spray, right arm | | | | |
| 1 | 12 | 3 | 114.788 | 114.335 |
| 2 | | | | |
| 3 | | | | |
| C. Pump spray, left leg | | | | |
| 1 | 12 | 4 | 114.335 | 113.728 |
| 2 | | | | |
| 3 | | | | |
| D. Pump spray, right leg | | | | |
| 1 | 14 | 4 | 113.728 | 113.125 |
| 2 | | | | |
| 3 | | | | |

| II. Pump Sampling | | | | | | |
|--------------------------|-------------------------|-----------------------------|----------------------|---------------------|----------------------|---------------------|
| A. Pump spray, left arm | | | | | | |
| Trial no. | Distance from skin (cm) | No. pumps for full coverage | Container before (g) | Container after (g) | Dosimeter before (g) | Dosimeter after (g) |
| 1 | 15 | 3 | 113.125 | 112.650 | 4.5355 | 4.5569 |
| 2 | 15 | 4 | 111.228 | 110.398 | 4.2230 | 4.2597 |
| 3 | 15 | 4 | 110.398 | 109.168 | 4.1973 | 4.2396 |
| B. Pump spray, right arm | | | | | | |
| 1 | 13 | 3 | 112.650 | 112.202 | 4.2280 | 4.2591 |
| 2 | 14 | 4 | 109.168 | 108.566 | 4.6141 | 4.6486 |
| 3 | 14 | 4 | 108.566 | 107.966 | 4.8295 | 4.8852 |
| C. Pump spray, left leg | | | | | | |
| 1 | 16 | 4 | 112.202 | 111.599 | 5.2826 | 5.2917 |
| 2 | 13 | 5 | 107.966 | 107.218 | 5.5322 | 5.6400 |
| 3 | 11 | 7 | 65.125 | 64.087 | 4.9541 | 5.0351 |
| D. Pump spray, right leg | | | | | | |
| 1 | 14 | 4 | 111.598 | 110.992 | 5.3465 | 5.3743 |
| 2 | 14 | 5 | 107.217 | 106.471 | 5.5635 | 5.5862 |
| 3 | 12 | 7 | 66.164 | 65.125 | 9.9682 | 5.0410 |

Pump Data Form
Study EMD-003/004

Date: 10/11/2006

Data recorder name: Jennifer Kubur

Data recorder signature: [Signature]

Subject name: 23

Subject number: 23

| I. Practice Application | | | | | |
|--------------------------|-------------------------|-----------------------------|----------------------|---------------------|---------------------|
| A. Pump spray, left arm | | | | | |
| Trial no. | Distance from skin (cm) | No. pumps for full coverage | Container before (g) | Container after (g) | Dosimeter after (g) |
| 1 | 16 | 7 | 127.736 | 126.289 | |
| 2 | | | | | |
| 3 | | | | | |
| B. Pump spray, right arm | | | | | |
| 1 | 16.5 | 8 | 126.289 | 125.122 | |
| 2 | | | | | |
| 3 | | | | | |
| C. Pump spray, left leg | | | | | |
| 1 | 23 | 13 | 125.120 | 123.171 | |
| 2 | | | | | |
| 3 | | | | | |
| D. Pump spray, right leg | | | | | |
| 1 | 22 | 12 | 123.171 | 121.690 | |
| 2 | | | | | |
| 3 | | | | | |

| II. Pump Sampling | | | | | | | |
|--------------------------|-------------------------|-----------------------------|----------------------|---------------------|----------------------|---------------------|------|
| A. Pump spray, left arm | | | | | | | |
| Trial no. | Distance from skin (cm) | No. pumps for full coverage | Container before (g) | Container after (g) | Dosimeter before (g) | Dosimeter after (g) | |
| 1 | 16 | 9 | 121.685 | 120.486 | 5.5453 | 5.6258 | |
| 2 | 16 | 9 | 119.180 | 119.160 | 5.7084 | 5.7762 | (72) |
| 3 | 16 | 8 | 110.528 | 109.672 | 5.5182 | 5.5842 | |
| B. Pump spray, right arm | | | | | | | |
| 1 | 16 | 9 | 120.486 | 119.460 | 5.7084 | 5.7762 | |
| 2 | 16 | 8 | 115.047 | 113.858 | 5.705 | 5.8436 | |
| 3 | 16 | 9 | 109.672 | 108.536 | 5.7605 | 5.8448 | |
| C. Pump spray, left leg | | | | | | | |
| 1 | 22 | 11 | 119.460 | 117.792 | 6.4814 | 6.5783 | |
| 2 | 22 | 11 | 113.858 | 112.243 | 6.5825 | 6.6891 | |
| 3 | 21.5 | 12 | 108.536 | 107.144 | 6.4445 | 6.533 | |
| D. Pump spray, right leg | | | | | | | |
| 1 | 22 | 11 | 117.787 | 116.154 | 6.2456 | 6.4266 | |
| 2 | 22 | 12 | 112.243 | 110.528 | 6.5745 | 6.6667 | |
| 3 | 22 | 11 | 107.144 | 105.550 | 6.8421 | 7.0003 | (72) |

Pump Data Form
Study EMD-003/004

Date: 15 Oct. 2006

Subject name: _____

Subject number: 30

Data recorder name: Bill Johnson

Data recorder signature: *W.K. Johnson*

| I. Practice Application | | | | |
|--------------------------|-------------------------|-----------------------------|----------------------|---------------------|
| A. Pump spray, left arm | | No. pumps for full coverage | Container before (g) | Container after (g) |
| Trial no. | Distance from skin (cm) | | | |
| 1 | 12 | 8 | 95.268 | 94.250 |
| 2 | | | | |
| 3 | | | | |
| B. Pump spray, right arm | | | | |
| 1 | 8 | 8 | 94.250 | 93.299 |
| 2 | | | | |
| 3 | | | | |
| C. Pump spray, left leg | | | | |
| 1 | 11 | 11 | 93.299 | 91.744 |
| 2 | | | | |
| 3 | | | | |
| D. Pump spray, right leg | | | | |
| 1 | 7 | 11 | 91.744 | 90.436 |
| 2 | | | | |
| 3 | | | | |

| II. Pump Sampling | | | | | | |
|--------------------------|-------------------------|-----------------------------|----------------------|---------------------|----------------------|---------------------|
| A. Pump spray, left arm | | No. pumps for full coverage | Container before (g) | Container after (g) | Dosimeter before (g) | Dosimeter after (g) |
| Trial no. | Distance from skin (cm) | | | | | |
| 1 | 10 | 10 | 96.430 | 88.882 | 3.9313 | 4.0473 |
| 2 | 8 | 12 | 88.882 | 87.205 | 4.1478 | 4.3333 |
| 3 | 10 | 11 | 87.205 | 85.569 | 3.9401 | 4.2333 |
| B. Pump spray, right arm | | | | | | |
| 1 | 6.5 | 12 | 85.569 | 83.960 | 4.508 | 4.5239 |
| 2 | 9 | 14 | 83.960 | 81.983 | 3.7698 | 4.1323 |
| 3 | 5.5 | 14 | 81.983 | 79.886 | 3.7735 | 4.1133 |
| C. Pump spray, left leg | | | | | | |
| 1 | 3 | 22 | 79.886 | 76.979 | 4.5766 | 4.9564 |
| 2 | 4 | 22 | 76.979 | 74.090 | 5.1533 | 5.5479 |
| 3 | 5 | 18 | 74.090 | 71.877 | 4.7116 | 5.0119 |
| D. Pump spray, right leg | | | | | | |
| 1 | 3.5 | 24 | 71.877 | 69.031 | 4.8616 | 5.3087 |
| 2 | 3.5 | 23 | 69.031 | 66.131 | 5.0705 | 5.4035 |
| 3 | 4 | 23 | 66.131 | 63.329 | 4.8728 | 5.1722 |

Pump Data Form
Study EMD-003/004

Date: 24 Oct. 2006

Data recorder name: Bill Johnson
Data recorder signature: *wk gl*

Subject name:
Subject number: 42

| I. Practice Application | | | | | |
|--------------------------|-------------------------|-----------------------------|------------|-----------|---------------------|
| A. Pump spray, left arm | | No. pumps for full coverage | Container | | Dosimeter after (g) |
| Trial no. | Distance from skin (cm) | | before (g) | after (g) | |
| 1 | 14 | 17 | 105.536 | 102.982 | |
| 2 | | | | | |
| 3 | | | | | |
| B. Pump spray, right arm | | No. pumps for full coverage | Container | | Dosimeter after (g) |
| Trial no. | Distance from skin (cm) | | before (g) | after (g) | |
| 1 | 14 | 15 | 102.882 | 100.629 | |
| 2 | | | | | |
| 3 | | | | | |
| C. Pump spray, left leg | | No. pumps for full coverage | Container | | Dosimeter after (g) |
| Trial no. | Distance from skin (cm) | | before (g) | after (g) | |
| 1 | 16 | 18 | 100.629 | 98.249 | |
| 2 | | | | | |
| 3 | | | | | |
| D. Pump spray, right leg | | No. pumps for full coverage | Container | | Dosimeter after (g) |
| Trial no. | Distance from skin (cm) | | before (g) | after (g) | |
| 1 | 16 | 18 | 98.249 | 96.012 | |
| 2 | | | | | |
| 3 | | | | | |

| II. Pump Sampling | | | | | | |
|--------------------------|-------------------------|-----------------------------|------------|-----------|----------------------|---------------------|
| A. Pump spray, left arm | | No. pumps for full coverage | Container | | Dosimeter before (g) | Dosimeter after (g) |
| Trial no. | Distance from skin (cm) | | before (g) | after (g) | | |
| 1 | 13.5 | 15 | 96.012 | 93.711 | 4.6763 | 4.9144 |
| 2 | 16 | 15 | 93.711 | 91.442 | 4.2782 | 4.5257 |
| 3 | 16 | 16 | 91.442 | 89.167 | 4.1201 | 4.4247 |
| B. Pump spray, right arm | | No. pumps for full coverage | Container | | Dosimeter before (g) | Dosimeter after (g) |
| Trial no. | Distance from skin (cm) | | before (g) | after (g) | | |
| 1 | 13 | 13.5 | 89.167 | 87.144 | 4.1955 | 4.4224 |
| 2 | 13 | 14.5 | 87.144 | 84.836 | 4.2121 | 4.4631 |
| 3 | 13 | 14 | 84.836 | 82.904 | 4.2420 | 4.4834 |
| C. Pump spray, left leg | | No. pumps for full coverage | Container | | Dosimeter before (g) | Dosimeter after (g) |
| Trial no. | Distance from skin (cm) | | before (g) | after (g) | | |
| 1 | 14 | 14.5 | 82.904 | 80.793 | 4.8777 | 5.0390 |
| 2 | 14 | 17.5 | 80.793 | 78.114 | 5.0758 | 5.3158 |
| 3 | 15 | 20 | 78.114 | 75.277 | 5.0322 | 5.2675 |
| D. Pump spray, right leg | | No. pumps for full coverage | Container | | Dosimeter before (g) | Dosimeter after (g) |
| Trial no. | Distance from skin (cm) | | before (g) | after (g) | | |
| 1 | 14 | 19.5 | 75.277 | 72.354 | 4.9691 | 5.2115 |
| 2 | 15 | 18 | 72.354 | 69.613 | 4.8895 | 5.1882 |
| 3 | 16 | 18 | 69.613 | 66.896 | 4.7030 | 4.9384 |

**Pump Data Form
Study EMD-003/004**

Date: 23 Oct. 2006

Data recorder name: *Bill Johnson*

Data recorder signature: *wkj*

Subject name: *STEVEN*

Subject number: *56*

| I. Practice Application | | | | | |
|--------------------------|-------------------------|-----------------------------|----------------------|---------------------|---------------------|
| A. Pump spray, left arm | | | | | |
| Trial no. | Distance from skin (cm) | No. pumps for full coverage | Container before (g) | Container after (g) | Dosimeter after (g) |
| 1 | 5 | 5 | 120.649 | 120.133 | |
| 2 | | | | | |
| 3 | | | | | |
| B. Pump spray, right arm | | | | | |
| 1 | 7 | 6 | 120.133 | 119.586 | |
| 2 | | | | | |
| 3 | | | | | |
| C. Pump spray, left leg | | | | | |
| 1 | 4 | 8 | 119.586 | 118.638 | |
| 2 | | | | | |
| 3 | | | | | |
| D. Pump spray, right leg | | | | | |
| 1 | 4 | 8 | 118.638 | 117.662 | |
| 2 | | | | | |
| 3 | | | | | |

| II. Pump Sampling | | | | | | |
|--------------------------|-------------------------|-----------------------------|----------------------|---------------------|----------------------|---------------------|
| A. Pump spray, left arm | | | | | | |
| Trial no. | Distance from skin (cm) | No. pumps for full coverage | Container before (g) | Container after (g) | Dosimeter before (g) | Dosimeter after (g) |
| 1 | 9 | 6 | 117.662 | 116.947 | 4.7347 | 4.8571 |
| 2 | 6 | 6 | 116.947 | 116.379 | 4.8873 | 4.9752 |
| 3 | 5 | 5 | 116.379 | 115.739 | 5.0368 | 5.0936 |
| B. Pump spray, right arm | | | | | | |
| 1 | 4 | 6 | 115.739 | 115.193 | 5.1226 | 5.1692 |
| 2 | 4 | 7 | 115.193 | 114.562 | 5.0289 | 5.1928 |
| 3 | 3 | 6 | 114.562 | 114.001 | 4.9414 | 5.0072 |
| C. Pump spray, left leg | | | | | | |
| 1 | 5 | 10 | 114.001 | 113.026 | 6.4565 | 6.5533 |
| 2 | 4 | 10 | 113.026 | 112.101 | 6.5175 | 6.5706 |
| 3 | 5 | 11 | 112.101 | 111.169 | 6.4318 | 6.4772 |
| D. Pump spray, right leg | | | | | | |
| 1 | 3 | 11 | 111.168 | 110.292 | 6.0563 | 6.1275 |
| 2 | 3 | 11 | 110.292 | 109.353 | 6.3390 | 6.4157 |
| 3 | 7 | 12 | 109.353 | 108.140 | 6.2828 | 6.3837 |

**Pump Data Form
Study EMD-003/004**

Date: 23 October, 2006

Data recorder name: Bill Johnson

Data recorder signature: *Bill Johnson*

Subject name:
Subject number: 9

| I. Practice Application | | | | | |
|--------------------------|-------------------------|-----------------------------|----------------------|---------------------|--|
| A. Pump spray, left arm | | | | | |
| Trial no. | Distance from skin (cm) | No. pumps for full coverage | Container before (g) | Container after (g) | |
| 1 | 8 | 12 | 133.538 | 131.746 | |
| 2 | | | | | |
| 3 | | | | | |
| B. Pump spray, right arm | | | | | |
| 1 | 14 | 10 | 131.746 | 130.310 | |
| 2 | | | | | |
| 3 | | | | | |
| C. Pump spray, left leg | | | | | |
| 1 | 10 | 14 | 130.308 | 127.334 | |
| 2 | | | | | |
| 3 | | | | | |
| D. Pump spray, right leg | | | | | |
| 1 | 9 | 13 | 127.334 | 125.362 | |
| 2 | | | | | |
| 3 | | | | | |

| II. Pump Sampling | | | | | | | |
|--------------------------|-------------------------|-----------------------------|----------------------|---------------------|----------------------|---------------------|--|
| A. Pump spray, left arm | | | | | | | |
| Trial no. | Distance from skin (cm) | No. pumps for full coverage | Container before (g) | Container after (g) | Dosimeter before (g) | Dosimeter after (g) | |
| 1 | 10 | 12 | 125.360 | 123.513 | 41390 | 44563 | |
| 2 | 10 | 12 | 123.510 | 121.848 | 42657 | 45573 | |
| 3 | 10 | 11 | 121.848 | 120.279 | 44345 | 46865 | |
| B. Pump spray, right arm | | | | | | | |
| 1 | 8 | 9.5 | 120.279 | 118.976 | 44267 | 46516 | |
| 2 | 8 | 11 | 118.976 | 117.305 | 45019 | 47545 | |
| 3 | 9 | 11 | 117.305 | 115.756 | 46328 | 49181 | |
| C. Pump spray, left leg | | | | | | | |
| 1 | 12 | 14 | 101.810 | 99.692 | 55169 | 57050 | |
| 2 | 12 | 12 | 99.692 | 97.972 | 53602 | 55988 | |
| 3 | 12 | 14 | 97.972 | 95.932 | 58392 | 61180 | |
| D. Pump spray, right leg | | | | | | | |
| 1 | 12 | 15 | 95.932 | 93.700 | 57913 | 61552 | |
| 2 | 12 | 16 | 93.700 | 91.449 | 58588 | 62350 | |
| 3 | 12 | 14 | 91.449 | 89.496 | 60550 | 63569 | |

EMD Chemicals, Inc.
Laboratory Deer Tick Repellent Efficacy Study
Protocol Number: EMD-003
Completion Date: 12 December 2006

Appendix 9. Certificate of Analysis



Page 1 of 1

CERTIFICATE OF ANALYSIS

| | |
|---|---------|
| Part No.: EMD0002 (908046) | REV NEW |
| Description: 4 oz EMD Insect Repellent Liquid Spray | |

| Can Code (Lot #): 027601 (EM Lot M17279) | Date of Batch Manufacture: 01/26/2006 | Exp Date: 02/08 | |
|--|---------------------------------------|---------------------------|--------|
| Qty Filled Units: 3000 | | | |
| Test | Method | Requirement | Result |
| 1 Color | G002 | Clear | Pass |
| 2 Odor | G001 | Mild | Pass |
| 3 Appearance | G003 | Clean | Pass |
| 4 Density, lb/gal | | 7.924* | 7.940 |
| 5 Specific Gravity | G004 | 0.9513* | 0.9519 |
| 6 pH | G006 | 6.5* | 5.6 |
| 6 % Total Actives (Ethyl Butylacetyl-aminopropionate) | APG-LC048 | 19.8 - 20.2* | 20.0 |
| 7 % Ethanol | GC022 | 33.0 - 37.0* TG = 35.0 | 33.2% |
| 8 % Water | G010 | 30.0 - 33.0* TG = 31.5 | 34.7% |
| Disposition: | <u>Approve</u> | Approve with Exceptions | Reject |
| Comments: | | | |

CERTIFICATE OF CONFORMANCE

The Quality Assurance Departments of KIK Custom Products have reviewed the batch records for the above reference lot of 4 oz. Insect Repellent Liquid Spray packaged and labeled by KIK Custom Products in Elkhart, IN. The commercial has been packaged and labeled in compliance with cGMP requirements; meets the requirements of the approved Material Specification and no product-related nonconformance or deviations remain unresolved.

This product is approved for distribution.

Dan Williams
KIK Custom Products QA (Printed Name)

Dan Williams
KIK Custom Products QA (Signature)

8/7/06

DATE

Paul German
KIK Custom Products Analytical (Printed Name)

Paul German
KIK Custom Products Analytical (Signature)

8/7/06

DATE

X= indicates current version of analytical procedure