

US EPA ARCHIVE DOCUMENT



EPA's BEACH Report:

Pennsylvania 2006 Swimming Season

June 2007

Introduction

The BEACH Act of 2000 requires that coastal and Great Lakes states and territories report to EPA on beach monitoring and notification data for their coastal recreation waters.

The BEACH Act defines coastal recreation waters as the Great Lakes and coastal waters (including coastal estuaries) that states, territories, and authorized tribes officially recognize or designate for swimming, bathing, surfing, or similar activities in the water.

This fact sheet summarizes beach monitoring and notification data submitted to EPA by the State of Pennsylvania for the 2006 swimming season.

Pennsylvania conducts Bathing Beach Monitoring each year between Memorial Day and Labor Day. Pennsylvania has fourteen permitted bathing beaches and several unpermitted bathing beaches located along the shores of Lake Erie. Water testing is conducted at the permitted beaches twice per week during the swimming season.

Figure 1. Pennsylvania coastal counties with 2006 monitored beach data.




Table 1. Breakdown of monitored and unmonitored coastal beaches by county.

County	Total Beaches	Monitored	Not Monitored
ERIE	12	12	0
TOTALS	12	12	0

2006 Summary Results

How many beaches had notification actions?

Whenever the bacteria levels exceed the standard of 235 *E. coli* colonies per 100mL of water sampled, swimming is restricted at the particular beach. Of the 12 coastal beaches that were monitored in 2006, 9, or 75 percent, had at least one advisory during the 2006 season (Figure 2).

How many notification actions were reported and how long were they?

A total of 41 beach notification actions were reported in the 2006 swimming season. Actions were of relatively short duration, however. Figure 3 presents breakdowns of action durations.

What percentage of days were beaches under a notification action?

For Pennsylvania's 2006 swimming season, EPA determined there were a total of 1,212 beach days associated with the 12 monitored beaches. Actions were reported on 66 of those days or about 5 percent of the time (Figure 4).

How do 2006 results compare to previous years?

Beginning in 2003, states are required to submit data to EPA under the BEACH Act for beaches which are in coastal and Great Lakes waters. Table 2 compares 2006 data with data reported in previous years.

For More Information

For general information about beaches:

www.epa.gov/beaches/

For information regarding sample results for all permitted bathing beaches contact the Erie County Department of Health at (814) 451-6700 or on the web at www.ecdh.org

Figure 2: Monitored beaches with and without notification actions.

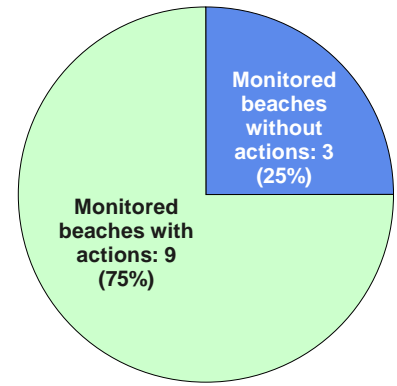


Figure 3: Beach notification actions by duration.

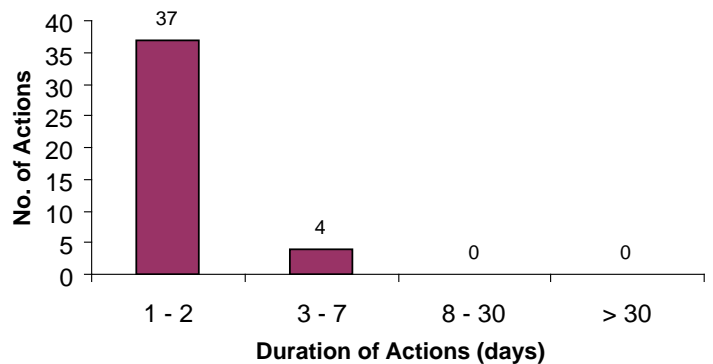


Figure 4: Beach days with and without notification actions.

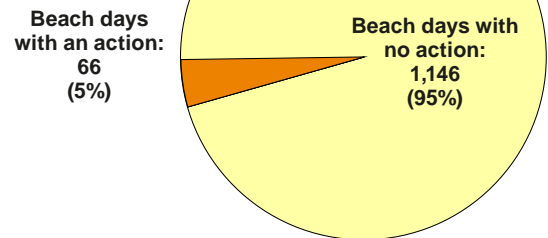


Table 2. Beach notification actions, 2004-2006.

	2004	2005	2006
Number of monitored beaches	ND	12	12
Number of beaches affected by notification actions	ND	7	9
Percentage of beaches affected by notification actions	ND	58%	75%

ND = NO DATA