

US EPA ARCHIVE DOCUMENT



# EPA's BEACH Report:

## Alaska 2006 Swimming Season

June 2007

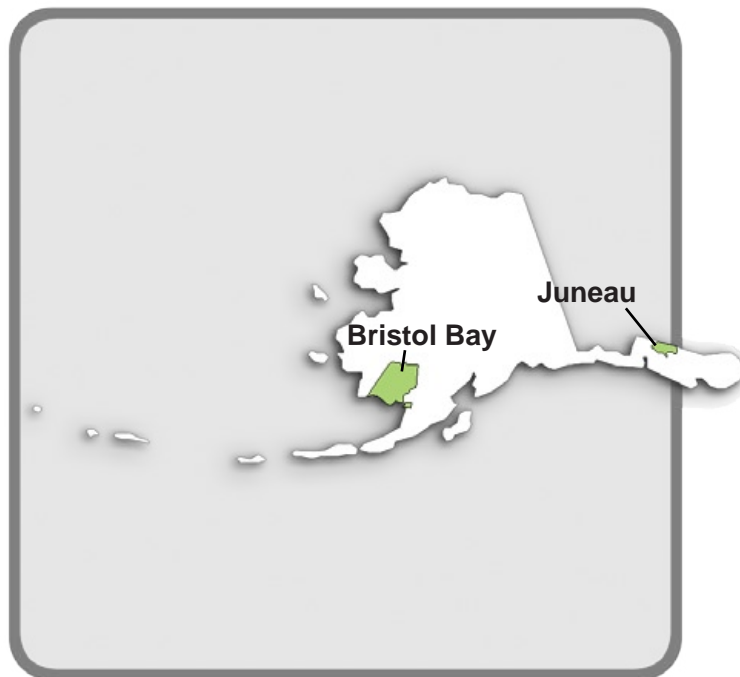
### Introduction

The BEACH Act of 2000 requires that coastal and Great Lakes states and territories report to EPA on beach monitoring and notification data for their coastal recreation waters.

The BEACH Act defines coastal recreation waters as the Great Lakes and coastal waters (including coastal estuaries) that states, territories, and authorized tribes officially recognize or designate for swimming, bathing, surfing, or similar activities in the water.

This fact sheet summarizes beach monitoring and notification data submitted to EPA by the State of Alaska for the 2006 swimming season.

**Figure 1. Alaska coastal counties with 2006 monitored beach data.**



**Table 1. Breakdown of monitored and unmonitored coastal beaches by county.**

County	Total Beaches	Monitored	Not Monitored
BRISTOL BAY	1	1	0
DILLINGHAM	1	1	0
JUNEAU	1	1	0
<b>TOTALS</b>	<b>3</b>	<b>3</b>	<b>0</b>

## 2006 Summary Results

### How many beaches had notification actions?

When monitoring of water at beaches shows that levels of certain bacteria exceed standards, Alaska's beach managers post a beach advisory, warning people of the possible risks of swimming, or formally notify the public that the beach is closed. None of the 3 coastal beaches that were monitored in 2006 had an advisory during the 2006 season (Figure 2).

### How many notification actions were reported and how long were they?

No beach notification actions were reported in the 2006 swimming season. Figure 3 presents breakdowns of action durations.

### What percentage of days were beaches under a notification action?

For Alaska's 2006 swimming season, EPA determined there were a total of 276 beach days associated with the 3 monitored beaches. No actions were reported on any of those days (Figure 4).

### How do 2006 results compare to previous years?

Beginning in 2003, states are required to submit data to EPA under the BEACH Act for beaches which are in coastal and Great Lakes waters. Table 2 compares 2006 data with data reported in previous years.

## For More Information

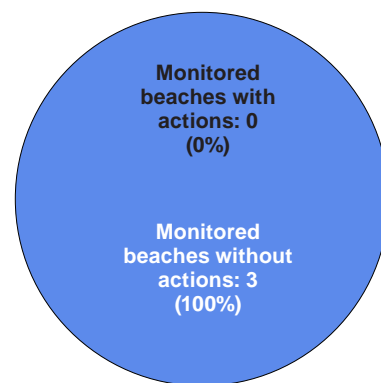
For general information about beaches:

[www.epa.gov/beaches/](http://www.epa.gov/beaches/)

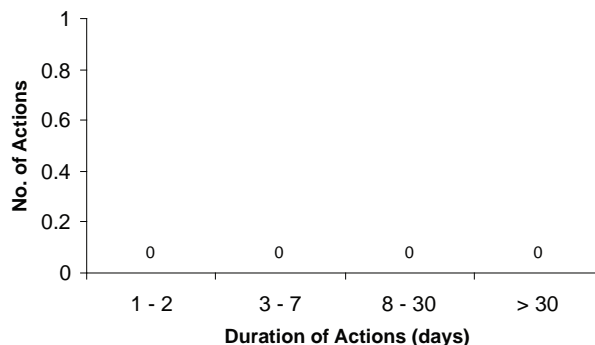
For information about beaches in Alaska:

[www.dec.state.ak.us/water/wqsar/wqs/beachprogram.htm](http://www.dec.state.ak.us/water/wqsar/wqs/beachprogram.htm)

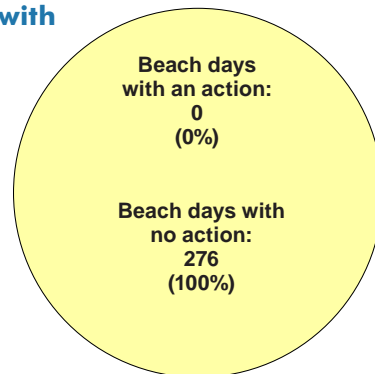
**Figure 2: Monitored beaches with and without notification actions.**



**Figure 3: Beach notification actions by duration.**



**Figure 4: Beach days with and without notification actions.**



**Table 2. Beach notification actions, 2004-2006.**

	2004	2005	2006
Number of monitored beaches	ND	2	3
Number of beaches affected by notification actions	ND	2	0
Percentage of beaches affected by notification actions	ND	100%	0%

ND = No Data