US EPA ARCHIVE DOCUMENT

1540 Eisenhower Place
Ann Arbor, MI 48108

734.971.7080 PHONE
734.971.9022 FAX

www.TRCsolutions.com

July 13, 2012

Ms. Michelle Mullin
Project Manager
USEPA, Region 5
77 West Jackson Boulevard
LU-95
Chicago, IL 60604-3590

Subject: **RCRA 3008(h) Administrative Order on Consent (RCRA-05-2010-0012) – Tecumseh Products Company**
Second Quarter 2012 Progress Report – MID 005-049-440

Dear Ms. Mullin:

Pursuant to Section VI of the above referenced Administrative Order on Consent (Consent Order) effective March 29, 2010, TRC Environmental Corporation (TRC), on behalf of the Respondent, Tecumseh Products Company (TPC) submits this Second Quarter 2012 Progress Report. This report describes activities related to the Consent Order completed by TPC during the second quarter 2012 and planned for completion in the near future. The organization of this document includes, as major headings, the items required under Sections V through VIII of the Consent Order.

V. Project Manager

- The TPC Project Manager is Graham Crockford of TRC.
- The USEPA Project Manager is Michelle Mullin.

VI. Work to be Performed – Remedial Investigation Report and Environmental Indicators Reports

1. A Description of activities related to the completion of the Remedial Investigation (RI) Report and the Environmental Indicator (EI) Reports:
   - **Investigation Activities**
     - **Characterize Releases at or from the Facility –** Results of the on-site investigations are presented in the following documents: Environmental Site Assessment for Tecumseh Products Company, Tecumseh, Michigan (ENVIRON, October 2007), Phase I

Environmental Site Assessment for the Tecumseh Products (Atwell-Hicks, October 2008), Phase II Environmental Site Assessment, Tecumseh Products Company (ATC, September 2009), the Current Conditions Report (RMT, September 2009), and the January 10, 2011 Technical Memorandum titled, "Summary of 2010 Soil and Groundwater Source Area Investigation Activities," which was submitted with the Fourth Quarter 2010 Quarterly Progress Report.

- **Define Appropriate Screening Criteria –** As described in the September 2009 Current Conditions Report (CCR) and the September 2011 Current Human Exposures Under Control Environmental Indicator Report (EI Report), the Michigan Department of Environmental Quality (MDEQ) Part 201 Criteria will typically be used to assess risk related to the ingestion of, or direct contact with, affected media. Currently, groundwater data indicate that groundwater in a well upgradient of the River Raisin (MW-31) has concentrations above generic Part 201 groundwater/surface water interface (GSI) criteria. A request for mixing zone-based GSI criteria has been submitted to MDEQ for review and determination. Screening levels for the volatilization to indoor air migration pathway were developed in accordance with both current regulation and state and federal guidance. These screening levels were updated in February 2012 to reflect recent changes in toxicity values. Revised calculation sheets were included in Appendix A of the First Quarter 2012 Quarterly Progress Report.
- **Define Any Unacceptable Risks to Human Health** – Current human exposure to affected media is described in the September 2011 EI Report.
  - **Groundwater** – As of November 2011, all properties within the area of affected groundwater were connected to the municipal water supply system. No private wells within this area are in use. A Groundwater Use Ordinance was passed in June 2011. This ordinance prohibits new private water wells within the area of affected groundwater and vicinity.
  - **Surface Water** – In March 2011, USEPA notified TPC that a "spring or artesian well that residents commonly drink from is located on the west bank of the River Raisin, on the north side of the old Blood Road Bridge." In December 2011, USEPA reiterated concerns regarding human exposures to affected surface water in a comment letter regarding the September 2011 EI Report. Investigation activities to address USEPA concerns were originally documented in the Second Quarter 2011 Progress Report, and were reiterated in the December 19, 2011 response to USEPA comments. In April 2011, TRC communicated with a local resident for help locating the spring and conducted site reconnaissance to locate and identify the alleged spring. The resident stated that persons may have drunk from the spring years ago, when he was a child, but that he was unaware of continued use. During site

US EPA ARCHIVE DOCUMENT

reconnaissance near the old Blood Road Bridge, no well, fountain, or other devise to facilitate collection of seeping groundwater was identified, and the groundwater seep was of insufficient volume to reasonably fill a water bottle or cupped hands. As documented to in the September 2011 EI Report, current human exposure to affected surface water is under control; however to facilitate a favorable environmental indicators-groundwater stabilized determination in September 2012, TPC did agree, during the March 2012 project meeting with USEPA, to collect a sample for analysis of volatile organic compounds (VOCs) at this groundwater seep. This sample was collected in conjunction with the regular second quarter 2012 groundwater sample event. No VOCs were detected. Sample results are documented in the June 28, 2012 Technical Memorandum titled, "Second Quarter 2012 Groundwater Monitoring Event," which is included as Appendix A of this Report. A confirmation sample will be collected with the third quarter 2012 groundwater sample event.

- **Volatilization to Indoor Air** – An evaluation of the potential for off-site vapor intrusion at the site was provided in the September 2011 EI Report. This evaluation was supplemented with crawlspace and indoor air sample data collected in October and November 2011. These data were documented in the December 19, 2011 response to USEPA comments on the September 2011 EI Report. Recent changes in the trichloroethene (TCE) toxicity data have resulted in a reduction in TCE soil gas screening levels. With these reductions, several locations north of the site have exceeded the most-conservative residential SGSL for TCE during one or more sample event. During the March 2012 project meeting, TPC and USEPA agreed to an investigation/mitigation strategy to address these exceedences in 2012. Construction and installation activities associated with this investigation/mitigation strategy (i.e. soil vapor extraction system and additional soil gas sample points) were largely completed during the second quarter 2012. The first confirmation sample event was conducted in conjunction with the second quarter 2012 soil gas sample event at the end of June 2012. Laboratory results are pending, and will be reported in a technical memorandum once they are available.

– **Define Any Unacceptable Risks to the Environment –** The potential for unacceptable risk to the environment related to the discharge of affected groundwater to nearby surface water and wetlands was partially defined in the September 2009 CCR and the February 2010 Technical Memorandum titled "Status Update – Characterization of Volatile Organic Compounds in Groundwater." Further investigation was conducted between March 2010 and June 2010 to define the maximum extent of affected groundwater. The results of this investigation were included in a Technical

US EPA ARCHIVE DOCUMENT

Memorandum titled "Summary of Groundwater Investigation Activities – March 2010 through June 2010, Former Tecumseh Products Company Site, Tecumseh, Michigan," which was submitted with the Second Quarter 2010 Progress Report. Currently, groundwater data indicate that groundwater in a well upgradient of the River Raisin (MW-31) has concentrations of TCE above generic Part 201 GSI criteria. A request for mixing zone-based GSI criteria has been submitted to MDEQ for review and determination. Mixing zone based GSI criteria typically range between ten times the generic GSI criterion (2,000 ug/L for TCE) and the MDEQ final acute value (3,500 ug/L for TCE). Therefore, the site-specific mixing zone based GSI criterion for TCE at the former TPC site is expected to be well above groundwater concentrations near the River Raisin (up to 340 ug/L at MW-31). TPC also agreed, during the March 2012 project meeting with USEPA, to collect a sample for analysis of volatile organic compounds (VOCs) at a groundwater seep located near monitoring well MW-31. No VOCs were detected. Sample results are documented in the June 28, 2012 Technical Memorandum titled, "Second Quarter 2012 Groundwater Monitoring Event," which is included as Appendix A of this Report. A confirmation sample will be conducted with the third quarter 2012 groundwater sample event.

- **Determine the Stability of Contaminated Groundwater –** A quarterly groundwater monitoring program is underway to assess the stability of contaminated groundwater. Concentrations of chlorinated volatile organic compounds (CVOCs) at previously sampled locations are generally consistent with historic data. In June 2012, a report titled "Statistical Evaluation of Groundwater Stability; Former Tecumseh Products Company Site; Tecumseh, Michigan; RCRA-05-2010-0012" was submitted to USEPA for review and comment. For 322 of the 328 parameter-well combinations evaluated, the trend was downward or stable. This evaluation indicates that the plume is stable. The parameter-well combinations that had increasing concentrations represent local variability in groundwater flow and transport or increases in breakdown products of TCA and TCE caused by natural reductive dechlorination. This evaluation will be updated following the third quarter 2012 groundwater sample event.

- **Response and Mitigation Measures**
  - **Decommission Affected Private Wells –** Two off-site private wells with affected water were identified. The first was decommissioned in 2009 (parcel number 323-0330-00) and the second was decommissioned in November 2010 (parcel number 325-0322-00). Three other private wells that were used as a primary water source within the area of potentially affected groundwater were monitored in 2009 and 2010 to confirm that VOCs were not detected at those wells. In December 2011, following the passage of the Local Groundwater Use Ordinance described below, the remaining three private supply wells

US EPA ARCHIVE DOCUMENT

which were used as a primary water source within the area of affected groundwater were also decommissioned.

- **Declaration of Restrictive Covenant –** As part of the Purchase Agreement between TPC and Tecumseh Bakery, LLC, a Declaration of Restrictive Covenant for the facility was recorded with the Lenawee County Resister of Deeds. This Restrictive Covenant restricts the installation and use of on-site wells (excluding monitoring wells or other wells installed as part of the environmental work) and restricts Residential and Commercial I land use as defined by the MDEQ at the facility. The License Agreement Regarding Environmental Work provides provisions for additional restrictions to be placed on the property as needed.
- **Local Groundwater Use Ordinance –** The City of Tecumseh and TPC worked with the MDEQ to develop a Groundwater Use Ordinance, which the City of Tecumseh passed on June 6, 2011. This ordinance restricts groundwater use within a restricted area, which includes the area of affected groundwater, as well as an approximately one block buffer zone around the area of affected groundwater. Groundwater use is restricted as follows:
  - The installation, development, maintenance, and use of private water wells is prohibited;
  - Connection to the municipal water supply is required; and
  - Existing private water wells must be abandoned.
- **Decommission Private Wells in the Vicinity of Affected Groundwater –** In conjunction with the preparation of the Groundwater Use Ordinance, TPC agreed to identify and abandon, with owner consent, private wells within the restricted zone. On March 25, 2011, RMT (now TRC), on behalf of TPC, mailed a letter to each of the property owners affected by the proposed ordinance. The letters included a well survey card. On May 12, 2011, June 30, 2011, and again on August 8, 2011, follow-up letters with additional copies of the well survey cards were sent to property owners that had not yet responded. A phone survey and/or a door-to-door survey were conducted by TPC at properties which did not return the well survey card. The well survey did not identify any additional wells that are used as a primary water source. At the three properties within the area of affected groundwater where private wells were used as the primary water source, TPC arranged for connection to the municipal water supply (November 2011) and decommissioned those wells (December 2011). In January 2012, the remaining property with a well that is in use as a primary water supply was connected to the municipal water supply; this well is within the restricted area, but outside the area of affected groundwater. In December 2011, TPC initiated communication with the remaining

US EPA ARCHIVE DOCUMENT

private well owners regarding well abandonment at their properties. Well abandonment at these properties was completed in June 2012.

- **Mitigation of Indoor Air (On-Site) –** In February 2012, the site was purchased by Tecumseh Food Machinery & Engineering, LLC (TFME). TFME has dismissed on-site security. Currently the site is occupied by the new TFME site manager who works out of an office located in the old security area (S-Building), and two temporary TFME employees who are in the process of scrapping the equipment TFME has stored on site. A sub-slab depressurization/ventilation (SSDV) system was installed in S-Building in October 2011. TPC employees, who occupied the engineering area (Area H and Area J) under a lease with the new owners since December 2009, have completed their relocation to the new TPC facility, and no longer occupy the former TPC site.

  Currently TFME plans to separate P-Building and S-Building from the remainder of the plant, so that, that portion of the facility can be leased or sold as a separate parcel, and to demolish the remainder of the facility. A soil vapor extraction system to mitigate the volatilization to indoor air migration pathway in P-Building was installed during the second quarter 2012.

- **Mitigation of Indoor Air (Off-Site) –** SSDV system installation and/or crawlspace sampling activities were conducted in October 2011 and again in May 2012 at the five residential properties east of the site. In addition, a permeable reactive barrier (PRB) was installed downgradient of the southern source area, along the former TPC site property line in May 2011. This PRB is an interim, proactive, corrective measure designed to address the potential off-site vapor intrusion pathway, by treating shallow CVOC-affected groundwater before the groundwater migrates off-site.

- **Control Unacceptable Risks to the Environment –** At present no unacceptable risks to the environment have been identified.

- **Stabilize Migration of Contaminated Groundwater –** The determination of stability of the affected groundwater is ongoing. A monitoring well network has been installed, and quarterly monitoring is underway to determine stability. In June 2012, a report titled "Statistical Evaluation of Groundwater Stability; Former Tecumseh Products Company Site; Tecumseh, Michigan; RCRA-05-2010-0012" was submitted to USEPA for review and comment. For 322 of the 328 parameter-well combinations evaluated, the trend was downward or stable. This evaluation indicates that the plume is stable.

- **Reporting**

  - **Environmental Indicators Report: Current Human Exposures under Control –** TRC submitted the Current Human Exposures Under Control Environmental Indicators

US EPA ARCHIVE DOCUMENT

Report (September 2011 EI Report) to USEPA for review on September 29, 2011. USEPA provided TPC with comments regarding the EI Report on December 5, 2011. TPC responded to the USEPA comments on December 19, 2011. On December 28, 2011, USEPA proposed an extension for USEPA to complete the CA-725 Form until December 12, 2012, so that confirmation indoor air/crawlspace sampling data from the residential properties east of the site (610 Mohawk, 704 Mohawk, 502 Mohawk, 505 South Maumee Street and 507 South Maumee Street) can be evaluated by USEPA. TPC will provide supplemental information as it becomes available in 2012 to support USEPA completion of the CA-725 Form.

– **Environmental Indicators Report: Groundwater Stabilized –** TRC will prepare the Groundwater Stabilized Environmental Indicators Report following completion of the tasks listed above which relate to the stabilization of groundwater contamination. This Groundwater Stabilized Environmental Indicators Report will be submitted to the USEPA no later than September 29, 2012.

– **Remedial Investigation Report –** TRC will prepare the Remedial Investigation Report following completion of remedial investigation activities which determine the nature and extent of any releases of hazardous waste and hazardous constituents at or from the facility. This Remedial Investigation Report will be submitted to the USEPA no later than September 29, 2012.

2. Estimate of Percentage of Work Completed

- Work related to Remedial Investigation Report: 80% complete
- Work related to the Environmental Indicators Report – Current Human Exposures Under Control: 100% complete. TPC is performing confirmation sampling in 2012. USEPA has elected to review confirmation sampling prior to completing the CA-725 Form.
- Work related to the Environmental Indicators Report – Groundwater Stabilized: 90% complete

3. A Summary of Activities during the Reporting Period

- April 2012 – The "Workplan to Conduct a Pilot Study to Facilitate the Design and Installation of a Full-Scale Soil Vapor Extraction System: P-Building at 100 East Patterson Street" was submitted to USEPA.
- April 2012 – A right-of-way permit was obtained from the City of Tecumseh for the installation of additional monitoring points (temporary pressure points and soil gas sample points) in the city right-of-way.
- April 2012 – The second quarter groundwater sample event was conducted.

US EPA ARCHIVE DOCUMENT

- April 2012 – Groundwater samples were collected at PRB monitoring locations.
- April 2012 – TRC completed a SSDV system inspection in S-Building in conjunction with the pilot SVE system step-rate tests. No changes were noted in system operation.
- April-May 2012 – The pilot SVE system was installed, system performance evaluation, and full-scale system design was conducted as described in the Workplan.
- May 2012 – TRC provided USEPA and the current site owner with letter report documenting the results of the February 2012 SSDV system performance evaluation including confirmation indoor air sample results for the SSDV system installed in S-Building in October 2011.
- May 2012 – TRC conducted a SSDV system performance evaluation at 704 Mohawk including indoor air and system effluent samples.
- May 2012 – TRC collected confirmation crawl space samples at the four residential properties east of the site where a SSDV system has not been installed.
- May 2012 – The "Full-Scale Soil Vapor Extraction System Design and Installation Workplan" was submitted to USEPA for review.
- May-June 2012 – Piping and extraction wells for the full-scale SVE system were installed, and step-rate tests were conducted as described in the Full-Scale SVE System Workplan.
- June 2012 – Permanent power was installed for the SVE system blower.
- June 2012 – A round of methane readings was collected at passive vents installed along the length of the PRB.
- June 2012 – Three replacement soil gas monitoring points and five new soil gas monitoring points were installed northeast, north and west of the site.
- June 2012 – The remaining private wells in the vicinity of affected groundwater were abandoned.
- June 2012 – TRC provided USEPA and the homeowner with results of the 704 Mohawk SSDV system inspection and performance evaluation, including indoor air sample results.
- June 2012– TRC provided USEPA and affected property owners with the results of crawlspace samples collected in May 2011.
- June 2012 – Groundwater isoconcentration maps were submitted to USEPA for review including supporting information, specifically, tabulated groundwater data including sample depth, sample date and VOC concentration and a complete set of soil boring logs and well construction forms.

US EPA ARCHIVE DOCUMENT

- June 2012 – The Application for Mixing Zone-Based GSI Criteria was submitted to MDEQ for review and determination.
- June 2012 – A round of off-site soil gas samples was collected.
- April-June 2012 – TPC employees, who occupied the engineering area (Area H and Area J) under a lease with the new owners since December 2009, completed their relocation to a new facility. TPC employees no longer occupy the site.
- May-June 2012 – TRC updated groundwater stability calculations to include second quarter 2012 data and submitted a report titled "Statistical Evaluation of Groundwater Stability; Former Tecumseh Products Company Site; Tecumseh, Michigan; RCRA-05-2010-0012" to USEPA for review and comment.

4. A Summary of Contacts with Representatives of Local Community, Public Interest Groups, or State Government during the Reporting Period

- At the request of one property owner, TPC provided that owner with a copy of the First Quarter 2012 Progress Report.
- TRC communicated with the Tecumseh District Library personnel in order to update the public repository at the Tecumseh District Library in April 2012.
- In April 2012, TRC obtained a right-of-way permit from the City of Tecumseh for the installation of multi-level vacuum monitoring points and soil gas sample points.
- In May 2012, TRC communicated with the owner of a residential property east of the site regarding the regular quarterly SSDV system inspection.
- In May 2012, TRC communicated with property owners east of the site regarding crawl space sampling activities.
- In June 2012, TPC communicated with property owners to facilitate well abandonment at properties in the vicinity of affected groundwater.
- In June 2012, TRC submitted an Application for Mixing Zone-Based GSI Criteria to the MDEQ.

5. A Summary of Problems and Potential Problems Encountered During the Reporting Period

- See the Data Quality Assurance section in the attached technical memorandum (Appendix A).

6. Action Taken to Rectify Problems Identified Above

- See the Data Quality Assurance section in the attached technical memorandum (Appendix A).

US EPA ARCHIVE DOCUMENT

7. Changes in Personnel during Reporting Period

- No project personnel have changed.

8. Projected Work for the Next Reporting Period

- Prepare an evaluation of the northeast clay layer's protectiveness with regard to the potential for vapor intrusion including soil boring logs, well construction forms, and second quarter 2012 soil gas sample results;
- Install the permanent blower for the full-scale soil vapor extraction system in P-Building and re-balance the system;
- Prepare a construction documentation report for the full-scale SVE system;
- Conduct a quarterly SSDV system performance evaluation at S-Building;
- Implement source area investigation activities to support preparation of the remedial investigation report;
- Collect the third quarter PRB groundwater samples;
- Evaluate and document the results of PRB groundwater data;
- Conduct a quarterly SSDV system performance evaluation at the residential property located at 704 Mohawk;
- Following receipt of well abandonment forms from the subcontractor, document private well abandonment within the area restricted by the City of Tecumseh's Groundwater Use Ordinance;
- Collect and analyze another round of off-site soil gas samples;
- Prepare and submit a figure illustrating the locations of major utilities around the site;
- Prepare and submit a summary of site specific groundwater contact criteria calculations for TCE;
- Conduct and evaluate the third quarter groundwater sampling event;
- Collect a confirmation sample from the groundwater seep located near the former Blood Road Bridge;
- Update the statistical evaluation of groundwater stability to include third quarter 2012 groundwater data;
- Prepare tables which compare the ATC Phase II investigation results to Part 201 criteria and Rule 57 water quality values;

US EPA ARCHIVE DOCUMENT

- Following receipt of USEPA comments, finalize the Quality Assurance Project Plan (QAPP);
- Prepare and submit an Environmental Indicators – Groundwater Stabilized Report supporting completion of the of RCRA Form CA750, Documentation of Environmental Indicator Determination – Migration of Contaminated Groundwater Under Control, which will demonstrate compliance with paragraph 13(b) and applicable portions of paragraph 14 of the Administrative Order on Consent; and
- Prepare and submit a Remedial Investigation Report to USEPA.

VI. Work to be Performed – Final Corrective Measures Proposal

Preparation of the Final Corrective Measures Proposal will be initiated following completion of the Remedial Investigation Report and the Environmental Indicators Reports.

VI. Work to be Performed – Final Corrective Measures Implementation

Work related to the Final Corrective Measures Implementation will be initiated following USEPA's Final Decision.

VI. Work to be Performed – Establish Public Repository of Information

TPC established a public repository in the City Clerk's office at City Hall in August 2010. To address USEPA comments, the public repository was relocated to the Tecumseh District Library in November 2011. A notice sheet has been posted on the bulletin board at the Tecumseh District Library which lists and briefly describes the documents included in the public repository. TPC updates the public repository as appropriate.

VII. Access

No new access agreements were obtained during the Second Quarter 2012.

VIII. Cost Estimates and Assurances of Financial Responsibility

In accordance with the Consent Order, TPC submitted an annually updated cost estimate on January 30, 2012 and updated Financial Assurance documents on March 20, 2012.

US EPA ARCHIVE DOCUMENT

If you have any questions regarding this progress report, or the attachments, please contact me at (734) 585-7813, or gcrockford@trcsolutions.com.

Sincerely,

TRC Environmental Corporation

Graham Crockford, C.P.G.
Project Manager

Attachments:

Appendix A – June 28, 2012 Technical Memorandum, titled "Summary of Second Quarter 2012 Groundwater Monitoring Event"

cc: Susan Perdomo, USEPA
Roger Jackson, Tecumseh Products Company
Jason Smith, Tecumseh Products Company
Douglas McClure, Conlin, McKenney & Philbrick, PC
Stacy Metz, TRC Environmental
Dave Roberts, Tecumseh Food Manufacturing and Engineering
Tecumseh District Library– Public Repository
Mary Speer, Resident
Central Files

US EPA ARCHIVE DOCUMENT

US EPA ARCHIVE DOCUMENT

Appendix A
Summary of Second Quarter 2012 Groundwater Monitoring Event

US EPA ARCHIVE DOCUMENT

Technical Memorandum

To: Jason Smith, Tecumseh Products Company

From: Stacy Metz and Graham Crockford, TRC

Subject: Second Quarter 2012 Groundwater Monitoring Event
RCRA 3008(h) Consent Order (RCRA-05-2010-0012) - Tecumseh Products Company

Date: June 28, 2012

cc: Roger Jackson, Tecumseh Products Company
Douglas McClure, Conlin, McKenney and Philbrick, PC

Project No.: 004304.0001.0000, Phase 2

Tecumseh Products Company (TPC) retained TRC Environmental Corporation (TRC), Inc., to investigate soil and groundwater conditions at the former TPC site located in Tecumseh, Michigan. TRC has been assisting TPC with investigative activities in accordance with the RCRA Administrative Order on Consent ("AOC")(RCRA 05-2010-0012) for the site.

These investigation activities included the installation of 44 groundwater monitoring wells. Quarterly groundwater monitoring was initiated in December 2009. Quarterly sampling activities are conducted in accordance with the Quality Assurance Project Plan (QAPP) which was submitted to the United States Environmental Protection Agency (USEPA) for review in August 2010 and the Quarterly Sampling Plan described below. Quarterly monitoring was implemented to determine the nature and extent of volatile organic compounds (VOCs) in groundwater that exceed applicable and relevant Michigan Part 201 cleanup criteria and USEPA-approved groundwater screening levels for vapor intrusion, and to determine the stability of VOC concentrations in groundwater over time as required under paragraph 13(b) of the AOC.

Summary of the Quarterly Sampling Plan

The sampling plan is summarized below:

- Quarterly Monitoring
  - Collect static groundwater measurements at each of the groundwater monitoring wells. Note that monitoring well MW-09s was excavated during the installation of the permeable reactive barrier (PRB) in May 2011, and is no longer part of the monitoring program. Since that time, static water levels at monitoring wells PRB-01s and PRB-02s, which are part of

the PRB monitoring network, have been collected in conjunction with regular quarterly monitoring to help define groundwater elevations and flow direction along the eastern perimeter of the site.

  - Collect static water levels at each of the two gauge point locations on the River Raisin.
  - Use low-flow sampling techniques to collect groundwater samples at all groundwater monitoring well locations, except at monitoring wells MW-08s, MW-10d, and MW-16s. The following field parameters are measured during groundwater sample collection: pH, specific conductivity, redox potential, dissolved oxygen, turbidity and temperature. Groundwater samples are submitted to the analytical laboratory for VOCs analysis.
  - Collect a surface water sample from the wetland area for VOCs analysis.

- Semi-Annual Monitoring (conducted during the second and fourth quarters)
  - Conduct all quarterly monitoring as described above.
  - At a subset of the groundwater monitoring wells (MW-01s, MW-03s, MW-04s, MW-06s, MW-10s, MW-14d, MW-17s, MW-18s, MW-19s, MW-19d, MW-21, MW-23, MW-24s, MW-24d, MW-27s, MW-27d, MW-32s, MW-33s, and MW-34s), collect samples for analysis of monitored natural attenuation (MNA) parameters: chloride, nitrate, sulfate and ferrous iron.
  - Previous semi-annual monitoring included the collection of drinking water samples from private wells identified in and around the area of VOC-affected groundwater for VOCs analysis. A groundwater use ordinance, restricting the use of private wells within the area of VOC-affected groundwater was passed by the City of Tecumseh during the second quarter of 2011. These wells were decommissioned in December 2011 and are no longer part of the monitoring program; properties not previously connected to municipal water were connected prior to well decommissioning in November 2011.

This sampling plan was developed to determine the nature and extent of groundwater contamination at and emanating from the facility, and also to assist in demonstrating stability of VOC concentrations in groundwater per paragraph 13(b) of the AOC. As such, sampling activities are conducted in accordance with the QAPP which was submitted to the USEPA for review in August 2010, and VOC data are evaluated based on level 4 data quality objectives. Once the stability of chlorinated VOCs in groundwater has been assessed using appropriate statistical methods, the sampling plan (*e.g.* sample locations, frequency, and data quality objectives) may be modified to reflect changing project objectives.

Summary of Field Activities

TRC conducted the second quarter sampling activities between April 2, 2012 and April 9, 2012 in accordance with the sampling plan described above. Samples were analyzed by TriMatrix Laboratories, Inc. (TriMatrix). Sample locations are shown on Figure 1. Static water elevations are provided in Table 1. Field-collected data (pH, specific conductivity, redox potential, dissolved oxygen, turbidity and temperature) are provided in Table 2. Laboratory analytical data are provided

US EPA ARCHIVE DOCUMENT

in Attachment 1 (Second Quarter 2012 Analytical Data). A summary of detected VOCs is included as Table 3, and a summary of MNA parameters is included as Table 4.

Evaluation of Groundwater Chemical Data

Water chemistry data are summarized in Tables 2, 3, and 4. The constituents of concern at the site are chlorinated VOCs (CVOCs), specifically trichloroethene (TCE), 1,1,1-trichloroethane (TCA) and their breakdown products (cis-1,2-dichloroethene [cis-DCE] and vinyl chloride). The highest concentrations of TCE (>1,000 micrograms per liter [ug/L]) are found in the north at monitoring wells MW-4s and MW-32s and in the south at monitoring wells MW-34s and MW-1s and along the eastern site perimeter near the location of abandoned monitoring well MW-9s. The highest concentrations of TCA (>400 ug/L) are found at monitoring wells MW-1s and MW-34s in the south. The highest concentrations of degradation products (>1,000 ug/L) are found downgradient of the northern source area at monitoring wells MW-3s and MW-4s.

CVOC concentrations were compared to Michigan Department of Environmental Quality (MDEQ) Part 201 criteria (Remediation and Redevelopment Division, Operational Memorandum No. 1, January 23, 2006, as amended March 25, 2011) and groundwater screening levels (GWSLs) for vapor intrusion. Figure 2 shows the horizontal extent of VOCs above relevant Part 201 criteria. No new exceedences of Part 201 criteria or residential GWSLs were identified.

On June 21, 2012, TRC submitted a report titled "Statistical Evaluation of Groundwater Stability". This evaluation was prepared to support completion of RCRA Form CA750, Documentation of Environmental Indicator Determination – Migration of Contaminated Groundwater Under Control (Contaminated Groundwater Under Control EI Determination), for the former Tecumseh Products Company Site located in Tecumseh, Michigan, pursuant to the requirements of paragraph 13(b) of the AOC. The groundwater stability evaluation was conducted using quarterly groundwater monitoring data from 40 monitoring wells (previously 41 monitoring wells), including 14 upgradient/sidegradient wells, 12 on-site monitoring wells (including MW-09s which was excavated during installation of the permeable reactive barrier), and 15 downgradient wells. Groundwater chemistry data collected between March 2009 and April 2012 were used to conduct intra-well data comparisons and trend analysis for the evaluation of groundwater stability. A minimum of 8 sample events have been conducted at each monitoring location. Statistical evaluation and analysis was performed on compounds that have been detected above Michigan Part 201 residential drinking water criteria at one or more of the 41 monitoring locations: PCE, TCE, 1,1-DCE, cis-1,2-DCE, trans-1,2-DCE, vinyl chloride, 1,1,1-TCA, and 1,1-DCA.

For 322 of the 328 parameter-well combinations evaluated, the trend was downward or stable. Using Mann-Kendall trend analysis, statistically significant trends were identified for 21 parameter-well combinations: 6 upward trends and 15 downward trends. Using Sen's slope trend analysis, statistically significant trends were identified for 18 parameter-well combinations: 6 upward trends and 12 downward trends. All of the trends identified using Sen's slope trend tests were also identified using Mann-Kendall trend tests. This evaluation concludes that overall, the plume is stable.

US EPA ARCHIVE DOCUMENT

The few parameter-well combinations that had increasing concentrations represent local variability in groundwater flow and transport or the represent increases in breakdown products of TCA and TCE caused by natural reductive dechlorination. See the "Statistical Evaluation of Groundwater Stability" Report for further information.

Groundwater Flow Rate and Direction

The groundwater elevation data collected in April 2012 were used to construct a groundwater contour map and to determine the direction of groundwater flow and hydraulic gradient within the unconsolidated sand underlying the site (Figure 3). Three years of quarterly water level data (March 2009 through April 2012) have been collected (Table 1), and the depth to groundwater and the direction of groundwater flow are generally consistent during this period. Groundwater flow at the former TPC site and surrounding study area is generally east toward the River Raisin, the nearest body of water, located 1,500 to 2,500 feet east of the site. The River Raisin is the regional discharge feature for groundwater beneath the former TPC site. A mean horizontal hydraulic gradient of 0.001 was measured across the former TPC property. Data from *in situ* hydraulic conductivity tests indicate that the hydraulic conductivity of the unconfined sand and gravel aquifer ranges from 0.014 to 0.077 centimeters per second (cm/s), consistent with a sand and gravel aquifer. Assuming a porosity of 0.3, the resultant estimated groundwater velocity ranges from 4.7×10^{-5} to 2.6×10^{-4} cm/s (48 to 265 feet per year).

The vertical hydraulic gradient in the upper sand/gravel aquifer was evaluated at eight of the ten nested well pairs (MW-10s/d, MW-12s/d, MW-19s/d, MW-20s/d, MW-24s/d, MW-27s/d, MW-28s/d, and MW-30s/d). Because water at monitoring well MW-14s is perched with an unsaturated zone between monitoring well MW-14s and monitoring well MW-14d, the vertical gradient at this nested well pair was not evaluated. At well pairs MW-19s/d, MW-24s/d, and MW-28s/d along the western (upgradient) portion of the site, the measured vertical hydraulic was essentially neutral (ranging from -0.0005 to 0.0033). Northeast of the site the hydraulic gradient varied from downward at well pairs MW-29s/d (-0.062) and MW-12s/d (-0.016) to near neutral at well pair MW-30s/d (0.0069). At well pairs MW-10s/d, MW-20s/d, and MW-27s/d east/southeast (downgradient) of the site, a downward hydraulic gradient ranging from (-0.20 to -0.68) was measured, with the downward hydraulic gradient increasing to the south. This significant vertical downward gradient in the upper sand/gravel aquifer east/southeast of the site is the result of a higher conductivity sand and gravel deposit that underlies the sand deposit and a significant change in surface topography.

The surface topography drops steeply downgradient of the site from an approximate elevation of 780 feet above mean sea level (ft MSL) to an approximate elevation of 750 ft MSL in the wetland area adjacent to the River Raisin. East of the site, in proximity to the change in surface elevation, the horizontal hydraulic gradient increases (Figure 3). East/southeast of the site, the presence of discontinuous gravel and/or sand with gravel units that are more conductive than the bulk of the sand aquifer facilitates the decrease in static water elevation. Vertical groundwater movement is impeded by the continuous clay layer underlying the gravel deposit.

US EPA ARCHIVE DOCUMENT

VOCs in Surface Water

Water chemistry data for the wetland sample (WL-01) and the Blood Road bridge seep sample (SEEP) collected in April 2012 can be found in Attachment 1. No VOCs were detected at either surface water sample location.

Data Quality Assurance

Field Data

Field data were reviewed in accordance with the QAPP. TRC field personnel collected water levels and water quality data (pH, specific conductivity, redox potential, dissolved oxygen, turbidity and temperature) consistent with the quarterly sampling plan described above. No problems were noted. The data quality objectives for the field data were met, and the data are usable.

Laboratory Data

Forty-five water samples, including 3 duplicates, were collected by TRC between April 2, 2012 and April 9, 2012. Samples were analyzed by TriMatrix, located in Grand Rapids, Michigan for VOCs by USEPA Method 8260B following protocols specified in the QAPP. TRC performed data validation on the VOC laboratory data. Overall, the data quality objectives and laboratory completeness goals for the project were met, and the data are usable. The procedures specified in the methods were implemented, and the data package contained all of the deliverables necessary for validation of the analytical data. The complete laboratory data validation report is included in Attachment 2.

US EPA ARCHIVE DOCUMENT

Tables

US EPA ARCHIVE DOCUMENT

Table 1
Groundwater and Surface Water Elevations
Former Tecumseh Products Company Site
Tecumseh, Michigan
Second Quarter 2012

Well Location	Top of Well Casing (ft MSL)	Measurement Date	Depth to Groundwater (ft BTOC)	Groundwater Elevation (ft MSL)
MW-01s	796.53	3/16/2009	16.13	780.40
		4/20/2009	15.95	780.58
		6/4/2009	16.14	780.39
		12/7/2009	17.34	779.19
		3/23/2010	17.58	778.95
		5/10/2010	17.40	779.13
		9/2/2010	17.55	778.98
		12/10/2010	18.13	778.40
		2/14/2011	18.45	778.08
		4/25/2011	17.53	779.00
		7/19/2011	16.89	779.64
		10/3/2011	17.30	779.23
		1/3/2012	16.70	779.83
		4/2/2012	16.46	780.07
MW-02s	802.14	3/16/2009	21.94	780.20
		4/20/2009	21.60	780.54
		6/4/2009	21.53	780.61
		12/7/2009	22.87	779.27
		3/23/2010	23.27	778.87
		5/10/2010	23.10	779.04
		9/2/2010	23.00	779.14
		12/10/2010	23.64	778.50
		2/14/2011	24.04	778.10
		4/25/2011	23.23	778.91
		7/19/2011	22.48	779.66
		10/3/2011	22.78	779.36
		1/3/2012	22.30	779.84
		4/2/2012	21.96	780.18
MW-03s	787.00	3/16/2009	7.63	779.37
		4/20/2009	7.45	779.55
		6/4/2009	7.63	779.37
		12/7/2009	8.57	778.43
		3/23/2010	8.79	778.21
		5/10/2010	8.60	778.40
		9/2/2010	8.70	778.30
		12/10/2010	9.20	777.80
		2/14/2011	9.58	777.42
		4/25/2011	8.71	778.29
		7/19/2011	8.26	778.74
		10/3/2011	8.51	778.49
		1/3/2012	8.09	778.91
		4/2/2012	7.85	779.15

Notes:

Survey conducted to feet mean sea level by Midwestern Consultants, Inc. (2009 - 2010)
ft MSL - feet above mean sea level
ft BTOC - feet below top of casing
NI - Not installed at time of measurement
Dry - Insufficient groundwater present for measurement
NM - Not measured
* Measured depth to water is anomalous. Datum was not used.

US EPA ARCHIVE DOCUMENT

Table 1
Groundwater and Surface Water Elevations
Former Tecumseh Products Company Site
Tecumseh, Michigan
Second Quarter 2012

Well Location	Top of Well Casing (ft MSL)	Measurement Date	Depth to Groundwater (ft BTOC)	Groundwater Elevation (ft MSL)
MW-04s	794.42	3/16/2009	14.64	779.78
		4/20/2009	14.40	780.02
		6/4/2009	14.48	779.94
		12/7/2009	15.65	778.77
		3/23/2010	12.91*	781.51*
		5/10/2010	15.80	778.62
		9/2/2010	15.80	778.62
		12/10/2010	16.40	778.02
		2/14/2011	16.75	777.67
		4/25/2011	15.90	778.52
		7/19/2011	15.26	779.16
		10/3/2011	15.54	778.88
		1/3/2012	15.09	779.33
		4/2/2012	14.80	779.62
MW-05s	805.59	3/16/2009	24.73	780.86
		4/20/2009	24.40	781.19
		6/4/2009	24.41	781.18
		12/7/2009	25.77	779.82
		3/23/2010	26.16	779.43
		5/10/2010	26.00	779.59
		9/2/2010	26.00	779.59
		12/10/2010	26.62	778.97
		2/14/2011	26.95	778.64
		4/25/2011	26.20	779.39
		7/19/2011	25.29	780.30
		10/3/2011	25.74	779.85
		1/3/2012	25.19	780.40
		4/2/2012	24.86	780.73
MW-06s	803.73	3/16/2009	23.26	780.47
		4/20/2009	22.85	780.88
		6/4/2009	22.72	781.01
		12/7/2009	24.18	779.55
		3/23/2010	24.65	779.08
		5/10/2010	24.58	779.15
		9/2/2010	24.35	779.38
		12/10/2010	24.99	778.74
		2/14/2011	25.40	778.33
		4/25/2011	24.64	779.09
		7/19/2011	23.80	779.93
		10/3/2011	24.05	779.68
		1/3/2012	23.61	780.12
		4/2/2012	23.23	780.50

Notes:

Survey conducted to feet mean sea level by Midwestern Consultants, Inc. (2009 - 2010)

ft MSL - feet above mean sea level

ft BTOC - feet below top of casing

NI - Not installed at time of measurement

Dry - Insufficient groundwater present for measurement

NM - Not measured

* Measured depth to water is anomalous. Datum was not used.

US EPA ARCHIVE DOCUMENT

Table 1
Groundwater and Surface Water Elevations
Former Tecumseh Products Company Site
Tecumseh, Michigan
Second Quarter 2012

Well Location	Top of Well Casing (ft MSL)	Measurement Date	Depth to Groundwater (ft BTOC)	Groundwater Elevation (ft MSL)
MW-07s	804.40	3/16/2009	23.85	780.55
		4/20/2009	23.40	781.00
		6/4/2009	23.24	781.16
		12/7/2009	24.75	779.65
		3/23/2010	25.19	779.21
		5/10/2010	25.08	779.32
		9/2/2010	25.00	779.40
		12/10/2010	25.59	778.81
		2/14/2011	25.53	778.87
		4/25/2011	25.18	779.22
		7/19/2011	24.32	780.08
		10/3/2011	24.64	779.76
		1/3/2012	24.20	780.20
		4/2/2012	23.82	780.58
MW-08s	804.39	3/16/2009	23.61	780.78
		4/20/2009	23.30	781.09
		6/4/2009	23.24	781.15
		12/7/2009	24.61	779.78
		3/23/2010	25.00	779.39
		5/10/2010	25.06	779.33
		9/2/2010	24.80	779.59
		12/10/2010	25.47	778.92
		2/14/2011	25.79	778.60
		4/25/2011	25.00	779.39
		7/19/2011	24.18	780.21
		10/3/2011	24.59	779.80
		1/3/2012	24.06	780.33
		4/2/2012	23.73	780.66
MW-09s	783.97	3/16/2009	4.46	779.51
		4/20/2009	4.30	779.67
		6/4/2009	4.63	779.34
		12/7/2009	5.65	778.32
		3/23/2010	5.78	778.19
		5/10/2010	5.60	778.37
		9/2/2010	5.85	778.12
		12/10/2010	6.98	776.99
		3/1/2011	6.04	777.93
		4/25/2011	5.48	778.49
		7/19/2011	Well Removed	
		10/3/2011	Well Removed	
		1/3/2012	Well Removed	
		4/2/2012	Well Removed	

Notes:

Survey conducted to feet mean sea level by Midwestern Consultants, Inc. (2009 - 2010)

ft MSL - feet above mean sea level

ft BTOC - feet below top of casing

NI - Not installed at time of measurement

Dry - Insufficient groundwater present for measurement

NM - Not measured

* Measured depth to water is anomalous. Datum was not used.

US EPA ARCHIVE DOCUMENT

Table 1
Groundwater and Surface Water Elevations
Former Tecumseh Products Company Site
Tecumseh, Michigan
Second Quarter 2012

Well Location	Top of Well Casing (ft MSL)	Measurement Date	Depth to Groundwater (ft BTOC)	Groundwater Elevation (ft MSL)
MW-10s	788.65	3/16/2009	NI	NI
		4/20/2009	NI	NI
		6/4/2009	10.46	778.19
		12/7/2009	11.57	777.08
		3/23/2010	11.55	777.10
		5/10/2010	11.20	777.45
		9/2/2010	11.85	776.80
		12/10/2010	12.15	776.50
		2/14/2011	12.46	776.19
		4/25/2011	11.09	777.56
		7/19/2011	11.34	777.31
		10/3/2011	11.54	777.11
		1/3/2012	10.76	777.89
		4/2/2012	10.60	778.05
MW-10d	788.40	3/16/2009	NI	NI
		4/20/2009	NI	NI
		6/4/2009	NI	NI
		12/7/2009	12.10	776.30
		3/23/2010	11.98	776.42
		5/10/2010	11.60	776.80
		9/2/2010	12.41	775.99
		12/10/2010	12.68	775.72
		2/14/2011	12.99	775.41
		4/25/2011	11.48	776.92
		7/19/2011	12.05	776.35
		10/3/2011	12.30	776.10
		1/3/2012	11.50	776.90
		4/2/2012	11.57	776.83
MW-11s	809.64	3/16/2009	NI	NI
		4/20/2009	NI	NI
		6/4/2009	28.09	781.55
		12/7/2009	29.69	779.95
		3/23/2010	30.29	779.35
		5/10/2010	30.20	779.44
		9/2/2010	29.90	779.74
		12/10/2010	30.49	779.15
		2/14/2011	30.95	778.69
		4/25/2011	30.21	779.43
		7/19/2011	29.43	780.21
		10/3/2011	29.50	780.14
		1/3/2012	29.15	780.49
		4/2/2012	28.75	780.89

Notes:

Survey conducted to feet mean sea level by Midwestern Consultants, Inc. (2009 - 2010)

ft MSL - feet above mean sea level

ft BTOC - feet below top of casing

NI - Not installed at time of measurement

Dry - Insufficient groundwater present for measurement

NM - Not measured

* Measured depth to water is anomalous. Datum was not used.

US EPA ARCHIVE DOCUMENT

Table 1
Groundwater and Surface Water Elevations
Former Tecumseh Products Company Site
Tecumseh, Michigan
Second Quarter 2012

Well Location	Top of Well Casing (ft MSL)	Measurement Date	Depth to Groundwater (ft BTOC)	Groundwater Elevation (ft MSL)
MW-12s	790.90	3/16/2009	NI	NI
		4/20/2009	NI	NI
		6/4/2009	12.40	778.50
		12/7/2009	13.67	777.23
		3/23/2010	14.06	776.84
		5/10/2010	13.90	777.00
		9/2/2010	13.85	777.05
		12/10/2010	14.34	776.56
		2/14/2011	14.70	776.20
		4/25/2011	13.95	776.95
		7/19/2011	13.34	777.56
		10/3/2011	13.61	777.29
		1/3/2012	13.06	777.84
		4/2/2012	12.75	778.15
MW-12d	790.48	3/16/2009	NI	NI
		4/20/2009	NI	NI
		6/4/2009	NI	NI
		12/7/2009	NI	NI
		3/23/2010	13.93	776.55
		5/10/2010	13.81	776.67
		9/2/2010	12.70	777.78
		12/10/2010	14.23	776.25
		2/14/2011	14.61	775.87
		4/25/2011	13.90	776.58
		7/19/2011	13.24	777.24
		10/3/2011	13.49	776.99
		1/3/2012	13.01	777.47
		4/2/2012	12.66	777.82
MW-13s	787.35	3/16/2009	NI	NI
		4/20/2009	NI	NI
		6/4/2009	14.88	772.47
		12/7/2009	15.81	771.54
		3/23/2010	15.82	771.53
		5/10/2010	15.50	771.85
		9/2/2010	15.70	771.65
		12/10/2010	16.15	771.20
		2/14/2011	16.89	770.46
		4/25/2011	15.50	771.85
		7/19/2011	15.21	772.14
		10/3/2011	15.69	771.66
		1/3/2012	15.20	772.15
		4/2/2012	14.94	772.41

Notes:

Survey conducted to feet mean sea level by Midwestern Consultants, Inc. (2009 - 2010)

ft MSL - feet above mean sea level

ft BTOC - feet below top of casing

NI - Not installed at time of measurement

Dry - Insufficient groundwater present for measurement

NM - Not measured

* Measured depth to water is anomalous. Datum was not used.

US EPA ARCHIVE DOCUMENT

Table 1
Groundwater and Surface Water Elevations
Former Tecumseh Products Company Site
Tecumseh, Michigan
Second Quarter 2012

Well Location	Top of Well Casing (ft MSL)	Measurement Date	Depth to Groundwater (ft BTOC)	Groundwater Elevation (ft MSL)
MW-14s	780.67	3/16/2009	NI	NI
		4/20/2009	NI	NI
		6/4/2009	5.12	775.55
		12/7/2009	6.20	774.47
		3/23/2010	3.62	777.05
		5/10/2010	3.60	777.07
		9/2/2010	7.05	773.62
		12/10/2010	6.80	773.87
		2/14/2011	6.36	774.31
		4/25/2011	2.43	778.24
		7/19/2011	5.88	774.79
		10/3/2011	6.29	774.38
		1/3/2012	2.90	777.77
		4/2/2012	4.11	776.56
MW-14d	780.51	3/16/2009	NI	NI
		4/20/2009	NI	NI
		6/4/2009	NI	NI
		12/7/2009	NI	NI
		3/23/2010	29.97	750.54
		5/10/2010	29.85	750.66
		9/2/2010	30.10	750.41
		12/10/2010	30.19	750.32
		2/14/2011	30.28	750.23
		4/25/2011	29.73	750.78
		7/19/2011	29.78	750.73
		10/3/2011	30.06	750.45
		1/3/2012	29.51	751.00
		4/2/2012	29.56	750.95
MW-15s	811.72	3/16/2009	NI	NI
		4/20/2009	NI	NI
		6/4/2009	29.59	782.13
		12/7/2009	31.09	780.63
		3/23/2010	31.48	780.24
		5/10/2010	31.50	780.22
		9/2/2010	31.25	780.47
		12/10/2010	32.03	779.69
		2/14/2011	32.33	779.39
		4/25/2011	31.63	780.09
		7/19/2011	30.61	781.11
		10/3/2011	31.10	780.62
		1/3/2012	30.61	781.11
		4/2/2012	30.21	781.51

Notes:

Survey conducted to feet mean sea level by Midwestern Consultants, Inc. (2009 - 2010)

ft MSL - feet above mean sea level

ft BTOC - feet below top of casing

NI - Not installed at time of measurement

Dry - Insufficient groundwater present for measurement

NM - Not measured

* Measured depth to water is anomalous. Datum was not used.

US EPA ARCHIVE DOCUMENT

Table 1
Groundwater and Surface Water Elevations
Former Tecumseh Products Company Site
Tecumseh, Michigan
Second Quarter 2012

Well Location	Top of Well Casing (ft MSL)	Measurement Date	Depth to Groundwater (ft BTOC)	Groundwater Elevation (ft MSL)
MW-16s	782.90	3/16/2009	NI	NI
		4/20/2009	NI	NI
		7/23/2009	Dry	NM
		12/7/2009	Dry	NM
		3/23/2010	Dry	NM
		5/10/2010	Dry	NM
		9/2/2010	Dry	NM
		12/10/2010	Dry	NM
		2/14/2011	Dry	NM
		4/25/2011	Dry	NM
		7/21/2011	Dry	NM
		10/3/2011	Dry	NM
		1/3/2012	Dry	NM
		4/2/2012	Dry	NM
MW-17s	754.49	3/16/2009	NI	NI
		4/20/2009	NI	NI
		7/23/2009	5.33	749.16
		12/7/2009	5.40	749.09
		3/23/2010	5.25	749.24
		5/10/2010	5.18	749.31
		9/2/2010	5.50	748.99
		12/10/2010	5.44	749.05
		2/14/2011	5.41	749.08
		4/25/2011	5.05	749.44
		7/21/2011	5.31	749.18
		10/3/2011	5.40	749.09
		1/3/2012	5.02	749.47
		4/2/2012	5.02	749.47
MW-18s	805.49	3/16/2009	NI	NI
		4/20/2009	NI	NI
		6/4/2009	NI	NI
		12/7/2009	25.66	779.83
		3/23/2010	26.02	779.47
		5/10/2010	25.95	779.54
		9/2/2010	25.80	779.69
		12/10/2010	26.50	778.99
		2/14/2011	26.82	778.67
		4/25/2011	26.10	779.39
		7/19/2011	25.31	780.18
		10/3/2011	25.61	779.88
		1/3/2012	25.07	780.42
		4/2/2012	24.77	780.72

Notes:

Survey conducted to feet mean sea level by Midwestern Consultants, Inc. (2009 - 2010)

ft MSL - feet above mean sea level

ft BTOC - feet below top of casing

NI - Not installed at time of measurement

Dry - Insufficient groundwater present for measurement

NM - Not measured

* Measured depth to water is anomalous. Datum was not used.

US EPA ARCHIVE DOCUMENT

Table 1
Groundwater and Surface Water Elevations
Former Tecumseh Products Company Site
Tecumseh, Michigan
Second Quarter 2012

Well Location	Top of Well Casing (ft MSL)	Measurement Date	Depth to Groundwater (ft BTOC)	Groundwater Elevation (ft MSL)
MW-19s	803.92	3/16/2009	NI	NI
		4/20/2009	NI	NI
		6/4/2009	NI	NI
		12/7/2009	24.05	779.87
		3/23/2010	24.26	779.66
		5/10/2010	24.25	779.67
		9/2/2010	24.25	779.67
		12/10/2010	24.91	779.01
		2/14/2011	25.20	778.72
		4/25/2011	24.38	779.54
		7/19/2011	23.58	780.34
		10/3/2011	24.08	779.84
		1/3/2012	23.43	780.49
		4/2/2012	23.16	780.76
MW-19d	804.04	3/16/2009	NI	NI
		4/20/2009	NI	NI
		6/4/2009	NI	NI
		12/7/2009	24.17	779.87
		3/23/2010	24.41	779.63
		5/10/2010	24.35	779.69
		9/2/2010	24.40	779.64
		12/10/2010	25.03	779.01
		2/14/2011	25.34	778.70
		4/25/2011	24.50	779.54
		7/19/2011	23.70	780.34
		10/3/2011	24.18	779.86
		1/3/2012	23.54	780.50
		4/2/2012	23.23	780.81
MW-20s	783.16	3/16/2009	NI	NI
		4/20/2009	NI	NI
		6/4/2009	NI	NI
		12/7/2009	4.85	778.31
		3/23/2010	4.97	778.19
		5/10/2010	4.80	778.36
		9/2/2010	5.00	778.16
		12/10/2010	5.53	777.63
		2/14/2011	5.81	777.35
		4/25/2011	4.86	778.30
		7/19/2011	4.38	778.78
		10/3/2011	4.73	778.43
		1/3/2012	4.11	779.05
		4/2/2012	3.96	779.20

Notes:

Survey conducted to feet mean sea level by Midwestern Consultants, Inc. (2009 - 2010)

ft MSL - feet above mean sea level

ft BTOC - feet below top of casing

NI - Not installed at time of measurement

Dry - Insufficient groundwater present for measurement

NM - Not measured

* Measured depth to water is anomalous. Datum was not used.

US EPA ARCHIVE DOCUMENT

Table 1
Groundwater and Surface Water Elevations
Former Tecumseh Products Company Site
Tecumseh, Michigan
Second Quarter 2012

Well Location	Top of Well Casing (ft MSL)	Measurement Date	Depth to Groundwater (ft BTOC)	Groundwater Elevation (ft MSL)
MW-20d	783.29	3/16/2009	NI	NI
		4/20/2009	NI	NI
		6/4/2009	NI	NI
		12/7/2009	11.98	771.31
		3/23/2010	12.62	770.67
		5/10/2010	12.80	770.49
		9/2/2010	14.10	769.19
		12/10/2010	14.91	768.38
		2/14/2011	15.17	768.12
		4/25/2011	14.55	768.74
		7/19/2011	14.57	768.72
		10/3/2011	11.28	772.01
		1/3/2012	13.71	769.58
		4/2/2012	13.68	769.61
MW-21	780.85	3/16/2009	NI	NI
		4/20/2009	NI	NI
		6/4/2009	NI	NI
		12/7/2009	29.69	751.16
		3/23/2010	29.51	751.34
		5/10/2010	29.35	751.50
		9/2/2010	29.60	751.25
		12/10/2010	29.75	751.10
		2/14/2011	29.87	750.98
		4/25/2011	29.34	751.51
		7/19/2011	29.19	751.66
		10/3/2011	29.54	751.31
		1/3/2012	28.91	751.94
		4/2/2012	29.00	751.85
MW-22	782.62	3/16/2009	NI	NI
		4/20/2009	NI	NI
		6/4/2009	NI	NI
		12/7/2009	24.62	758.00
		3/23/2010	24.88	757.74
		5/10/2010	24.88	757.74
		9/2/2010	25.15	757.47
		12/10/2010	25.03	757.59
		2/14/2011	24.91	757.71
		4/25/2011	24.76	757.86
		7/21/2011	24.98	757.64
		10/3/2011	24.96	757.66
		1/3/2012	24.86	757.76
		4/2/2012	24.85	757.77

Notes:

Survey conducted to feet mean sea level by Midwestern Consultants, Inc. (2009 - 2010)

ft MSL - feet above mean sea level

ft BTOC - feet below top of casing

NI - Not installed at time of measurement

Dry - Insufficient groundwater present for measurement

NM - Not measured

* Measured depth to water is anomalous. Datum was not used.

US EPA ARCHIVE DOCUMENT

Table 1
Groundwater and Surface Water Elevations
Former Tecumseh Products Company Site
Tecumseh, Michigan
Second Quarter 2012

Well Location	Top of Well Casing (ft MSL)	Measurement Date	Depth to Groundwater (ft BTOC)	Groundwater Elevation (ft MSL)
MW-23	787.10	3/16/2009	NI	NI
		4/20/2009	NI	NI
		6/4/2009	NI	NI
		12/7/2009	9.27	777.83
		3/23/2010	9.50	777.60
		5/10/2010	9.45	777.65
		9/2/2010	9.45	777.65
		12/10/2010	9.97	777.13
		2/14/2011	10.32	776.78
		4/25/2011	9.47	777.63
		7/19/2011	9.00	778.10
		10/3/2011	9.20	777.90
		1/3/2012	8.68	778.42
		4/2/2012	8.41	778.69
MW-24s	797.83	3/16/2009	NI	NI
		4/20/2009	NI	NI
		6/4/2009	NI	NI
		12/7/2009	19.10	778.73
		3/23/2010	19.49	778.34
		5/10/2010	19.37	778.46
		9/2/2010	19.30	778.53
		12/10/2010	19.83	778.00
		2/14/2011	20.24	777.59
		4/25/2011	19.43	778.40
		7/19/2011	18.73	779.10
		10/3/2011	19.04	778.79
		1/3/2012	18.45	779.38
		4/2/2012	18.03	779.80
MW24d	797.93	3/16/2009	NI	NI
		4/20/2009	NI	NI
		6/4/2009	NI	NI
		12/7/2009	19.20	778.73
		3/23/2010	19.58	778.35
		5/10/2010	19.45	778.48
		9/2/2010	19.35	778.58
		12/10/2010	19.95	777.98
		2/14/2011	20.31	777.62
		4/25/2011	19.52	778.41
		7/19/2011	18.85	779.08
		10/3/2011	19.15	778.78
		1/3/2012	18.60	779.33
		4/2/2012	18.14	779.79

Notes:

Survey conducted to feet mean sea level by Midwestern Consultants, Inc. (2009 - 2010)

ft MSL - feet above mean sea level

ft BTOC - feet below top of casing

NI - Not installed at time of measurement

Dry - Insufficient groundwater present for measurement

NM - Not measured

* Measured depth to water is anomalous. Datum was not used.

US EPA ARCHIVE DOCUMENT

Table 1
Groundwater and Surface Water Elevations
Former Tecumseh Products Company Site
Tecumseh, Michigan
Second Quarter 2012

Well Location	Top of Well Casing (ft MSL)	Measurement Date	Depth to Groundwater (ft BTOC)	Groundwater Elevation (ft MSL)
MW-25s	798.23	3/16/2009	NI	NI
		4/20/2009	NI	NI
		6/4/2009	NI	NI
		12/7/2009	18.77	779.46
		3/23/2010	18.97	779.26
		5/12/2010	18.80	779.43
		9/2/2010	19.00	779.23
		12/10/2010	19.60	778.63
		2/14/2011	19.90	778.33
		4/25/2011	18.96	779.27
		7/19/2011	18.31	779.92
		10/3/2011	18.76	779.47
		1/3/2012	18.11	780.12
		4/2/2012	17.87	780.36
MW-26s	805.73	3/16/2009	NI	NI
		4/20/2009	NI	NI
		6/4/2009	NI	NI
		12/7/2009	NI	NI
		4/6/2010	26.10	779.63
		5/10/2010	26.00	779.73
		9/2/2010	26.00	779.73
		12/10/2010	26.68	779.05
		2/14/2011	26.95	778.78
		4/25/2011	26.11	779.62
		7/19/2011	25.31	780.42
		10/3/2011	25.80	779.93
		1/3/2012	25.15	780.58
		4/2/2012	24.92	780.81
MW-27s	781.39	3/16/2009	NI	NI
		4/20/2009	NI	NI
		6/4/2009	NI	NI
		12/7/2009	NI	NI
		3/23/2010	3.12	778.27
		5/10/2010	2.83	778.56
		9/2/2010	3.15	778.24
		12/10/2010	3.58	777.81
		2/14/2011	3.77	777.62
		4/25/2011	2.79	778.60
		7/19/2011	2.45	778.94
		10/3/2011	2.84	778.55
		1/3/2012	2.31	779.08
		4/2/2012	2.30	779.09

Notes:

Survey conducted to feet mean sea level by Midwestern Consultants, Inc. (2009 - 2010)

ft MSL - feet above mean sea level

ft BTOC - feet below top of casing

NI - Not installed at time of measurement

Dry - Insufficient groundwater present for measurement

NM - Not measured

* Measured depth to water is anomalous. Datum was not used.

US EPA ARCHIVE DOCUMENT

Table 1
Groundwater and Surface Water Elevations
Former Tecumseh Products Company Site
Tecumseh, Michigan
Second Quarter 2012

Well Location	Top of Well Casing (ft MSL)	Measurement Date	Depth to Groundwater (ft BTOC)	Groundwater Elevation (ft MSL)
MW-27d	781.40	3/16/2009	NI	NI
		4/20/2009	NI	NI
		6/4/2009	NI	NI
		12/7/2009	NI	NI
		3/23/2010	23.63	757.77
		5/10/2010	23.50	757.90
		9/2/2010	23.65	757.75
		12/10/2010	23.94	757.46
		2/14/2011	24.08	757.32
		4/25/2011	23.40	758.00
		7/19/2011	23.22	758.18
		10/3/2011	23.55	757.85
		1/3/2012	23.11	758.29
		4/2/2012	23.13	758.27
MW-28s	804.68	3/16/2009	NI	NI
		4/20/2009	NI	NI
		6/4/2009	NI	NI
		12/7/2009	NI	NI
		3/23/2010	25.53	779.15
		5/10/2010	25.45	779.23
		9/2/2010	25.20	779.48
		12/10/2010	25.86	778.82
		2/14/2011	26.30	778.38
		4/25/2011	25.47	779.21
		7/19/2011	24.70	779.98
		10/3/2011	24.92	779.76
		1/3/2012	24.49	780.19
		4/2/2012	24.09	780.59
MW-28d	804.92	3/16/2009	NI	NI
		4/20/2009	NI	NI
		6/4/2009	NI	NI
		12/7/2009	NI	NI
		3/23/2010	25.81	779.11
		5/10/2010	25.70	779.22
		9/2/2010	25.50	779.42
		12/10/2010	26.10	778.82
		2/14/2011	26.54	778.38
		4/25/2011	25.75	779.17
		7/19/2011	24.95	779.97
		10/3/2011	25.16	779.76
		1/3/2012	24.71	780.21
		4/2/2012	24.33	780.59

Notes:

Survey conducted to feet mean sea level by Midwestern Consultants, Inc. (2009 - 2010)
ft MSL - feet above mean sea level
ft BTOC - feet below top of casing
NI - Not installed at time of measurement
Dry - Insufficient groundwater present for measurement
NM - Not measured
* Measured depth to water is anomalous. Datum was not used.

US EPA ARCHIVE DOCUMENT

Table 1
Groundwater and Surface Water Elevations
Former Tecumseh Products Company Site
Tecumseh, Michigan
Second Quarter 2012

Well Location	Top of Well Casing (ft MSL)	Measurement Date	Depth to Groundwater (ft BTOC)	Groundwater Elevation (ft MSL)
MW-29s	788.16	3/16/2009	NI	NI
		4/20/2009	NI	NI
		6/4/2009	NI	NI
		12/7/2009	NI	NI
		3/23/2010	15.80	772.36
		5/10/2010	15.50	772.66
		9/2/2010	15.55	772.61
		12/10/2010	16.18	771.98
		2/14/2011	16.22	771.94
		4/25/2011	15.40	772.76
		7/19/2011	15.50	772.66
		10/3/2011	15.48	772.68
		1/3/2012	11.30*	776.86*
		4/2/2012	14.92	773.24
MW-29d	788.16	3/16/2009	NI	NI
		4/20/2009	NI	NI
		6/4/2009	NI	NI
		12/7/2009	NI	NI
		3/23/2010	18.74	769.42
		5/10/2010	18.60	769.56
		9/2/2010	18.55	769.61
		12/10/2010	18.28	769.88
		2/14/2011	18.95	769.21
		4/25/2011	18.90	769.26
		7/19/2011	18.28	769.88
		10/3/2011	18.23	769.93
		1/3/2012	18.16	770.00
		4/2/2012	17.75	770.41
MW-30s	787.69	3/16/2009	NI	NI
		4/20/2009	NI	NI
		6/4/2009	NI	NI
		12/7/2009	NI	NI
		3/23/2010	9.89	777.80
		5/10/2010	9.75	777.94
		9/2/2010	9.90	777.79
		12/10/2010	10.36	777.33
		2/14/2011	10.74	776.95
		4/25/2011	9.58	778.11
		7/19/2011	9.40	778.29
		10/3/2011	9.66	778.03
		1/3/2012	9.08	778.61
		4/2/2012	8.88	778.81

Notes:

Survey conducted to feet mean sea level by Midwestern Consultants, Inc. (2009 - 2010)

ft MSL - feet above mean sea level

ft BTOC - feet below top of casing

NI - Not installed at time of measurement

Dry - Insufficient groundwater present for measurement

NM - Not measured

* Measured depth to water is anomalous. Datum was not used.

US EPA ARCHIVE DOCUMENT

Table 1
Groundwater and Surface Water Elevations
Former Tecumseh Products Company Site
Tecumseh, Michigan
Second Quarter 2012

Well Location	Top of Well Casing (ft MSL)	Measurement Date	Depth to Groundwater (ft BTOC)	Groundwater Elevation (ft MSL)
MW-30d	787.66	3/16/2009	NI	NI
		4/20/2009	NI	NI
		6/4/2009	NI	NI
		12/7/2009	NI	NI
		3/23/2010	9.85	777.81
		5/10/2010	9.68	777.98
		9/2/2010	9.80	777.86
		12/10/2010	10.27	777.39
		2/14/2011	10.63	777.03
		4/25/2011	9.25	778.41
		7/19/2011	9.29	778.37
		10/3/2011	9.54	778.12
		1/3/2012	9.02	778.64
		4/2/2012	8.75	778.91
MW-31	782.36	3/16/2009	NI	NI
		4/20/2009	NI	NI
		6/4/2009	NI	NI
		12/7/2009	NI	NI
		3/23/2010	NI	NI
		6/18/2010	32.60	749.76
		9/2/2010	33.00	749.36
		12/10/2010	33.03	749.33
		2/14/2011	33.03	749.33
		4/25/2011	31.62	750.74
		7/21/2011	32.76	749.60
		10/3/2011	32.91	749.45
		1/3/2012	32.51	749.85
		4/2/2012	32.57	749.79
MW-32s	802.59	3/16/2009	NI	NI
		4/20/2009	NI	NI
		6/4/2009	NI	NI
		12/7/2009	NI	NI
		3/23/2010	NI	NI
		6/18/2010	NI	NI
		9/17/2010	23.45	779.14
		12/10/2010	23.96	778.63
		2/14/2011	24.35	778.24
		4/25/2011	23.54	779.05
		7/19/2011	22.81	779.78
		10/3/2011	23.15	779.44
		1/3/2012	21.59*	781.00*
		4/2/2012	22.33	780.26

Notes:

Survey conducted to feet mean sea level by Midwestern Consultants, Inc. (2009 - 2010)

ft MSL - feet above mean sea level

ft BTOC - feet below top of casing

NI - Not installed at time of measurement

Dry - Insufficient groundwater present for measurement

NM - Not measured

* Measured depth to water is anomalous. Datum was not used.

US EPA ARCHIVE DOCUMENT

Table 1
Groundwater and Surface Water Elevations
Former Tecumseh Products Company Site
Tecumseh, Michigan
Second Quarter 2012

Well Location	Top of Well Casing (ft MSL)	Measurement Date	Depth to Groundwater (ft BTOC)	Groundwater Elevation (ft MSL)
MW-33s	799.49	3/16/2009	NI	NI
		4/20/2009	NI	NI
		6/4/2009	NI	NI
		12/7/2009	NI	NI
		3/23/2010	NI	NI
		6/18/2010	NI	NI
		9/17/2010	20.62	778.87
		12/10/2010	21.11	778.38
		2/14/2011	21.36	778.13
		4/25/2011	20.68	778.81
		7/19/2011	19.95	779.54
		10/3/2011	19.30*	780.19*
		1/3/2012	19.77	779.72
		4/2/2012	19.50	779.99
MW-34s	802.78	3/16/2009	NI	NI
		4/20/2009	NI	NI
		6/4/2009	NI	NI
		12/7/2009	NI	NI
		3/23/2010	NI	NI
		6/18/2010	NI	NI
		9/17/2010	23.60	779.18
		12/10/2010	24.15	778.63
		2/14/2011	24.49	778.29
		4/25/2011	23.63	779.15
		7/19/2011	22.89	779.89
		10/3/2011	23.35	779.43
		1/3/2012	22.70	780.08
		4/2/2012	22.43	780.35
PRB-01s	784.06	7/19/2011	5.49	778.57
		10/3/2011	5.85	778.21
		1/3/2012	5.20	778.86
		4/2/2012	5.10	778.96
PRB-02s	784.07	7/19/2011	5.52	778.55
		10/3/2011	5.82	778.25
		1/3/2012	5.20	778.87
		4/2/2012	5.06	779.01

Notes:

Survey conducted to feet mean sea level by Midwestern Consultants, Inc. (2009 - 2010)
ft MSL - feet above mean sea level
ft BTOC - feet below top of casing
NI - Not installed at time of measurement
Dry - Insufficient groundwater present for measurement
NM - Not measured
* Measured depth to water is anomalous. Datum was not used.

US EPA ARCHIVE DOCUMENT

Table 1
Groundwater and Surface Water Elevations
Former Tecumseh Products Company Site
Tecumseh, Michigan
Second Quarter 2012

Well Location	Top of Well Casing (ft MSL)	Measurement Date	Depth to Groundwater (ft BTOC)	Groundwater Elevation (ft MSL)
E. Chicago Blvd (River Raisin)	756.50	3/16/2009	NI	NI
		4/20/2009	NI	NI
		6/4/2009	NI	NI
		12/7/2009	14.00	742.51
		3/23/2010	13.32	743.18
		6/18/2010	13.42	743.08
		9/2/2010	14.90	741.60
		12/10/2010	13.89	742.61
		2/14/2011	14.46	742.04
		4/25/2011	11.50*	745.00
		7/19/2011	14.60	741.90
		10/3/2011	14.15	742.35
		1/3/2012	13.17	743.33
		4/2/2012	13.87	742.63
Russell Road (River Raisin)	755.23	3/16/2009	NI	NI
		4/20/2009	NI	NI
		6/4/2009	NI	NI
		12/7/2009	19.36	735.87
		3/23/2010	18.50	736.73
		6/18/2010	18.65	736.58
		9/2/2010	20.40	734.83
		12/10/2010	22.04	733.19
		2/14/2011	19.99	735.24
		4/25/2011	19.50	735.73
		7/19/2011	22.65	732.58
		10/3/2011	21.70	733.53
		1/3/2012	20.75	734.48
		4/2/2012	18.96	736.27

Notes:

Survey conducted to feet mean sea level by Midwestern Consultants, Inc. (2009 - 2010)

ft MSL - feet above mean sea level

ft BTOC - feet below top of casing

NI - Not installed at time of measurement

Dry - Insufficient groundwater present for measurement

NM - Not measured

* Measured depth to water is anomalous. Datum was not used.

US EPA ARCHIVE DOCUMENT

Table 2
Summary of Field Parameters in Groundwater
Former Tecumseh Products Company Site
Tecumseh, Michigan
Second Quarter 2012

Analyte		pH	Conductivity	Redox Potential	Dissolved Oxygen	Turbidity	Temperature
Units		S.U.	umhos/cm	mV	mg/L	NTU	°C
MW-01s	12/9/2009	7.29	499	161	5.68	18.3	12.64
	3/17/2010	6.40	521	84	2.4	30.1	13.34
	5/18/2010	7.45	631	110	2.1	10	11.9
	9/10/2010	NM	678	29	3.4	38	15.96
	12/28/2010	6.85	603	140	4.54	29.4	13.08
	2/25/2011	7.67	603	-5	6.80	29.6	11.22
	5/11/2011	6.48	611	121	1.80	20.0	12.59
	7/28/2011	7.61	720	-74	0.20	21.8	15.40
	10/6/2011	7.16	692	33.1	41.3*	0.50	15.60
	1/9/2012	7.04	628	67	3.11	0.00	13.43
	4/4/2012	7.39	573	30	3.26	9.5	12.93
MW-02s	12/9/2009	6.67	1,238	192	3.92	79.1	14.78
	3/17/2010	7.31	859	55	0.80	18.7	14.81
	5/18/2010	7.41	1,379	156	1.2	84	13.9
	9/10/2010	NM	1,413	35	1.6	49	16.16
	12/22/2010	6.97	1,500	28	2.82	33.0	14.90
	2/24/2011	7.06	1,450	-25	2.41	32.7	14.50
	5/10/2011	7.61	1,094	17	2.00	22.9	15.22
	7/28/2011	7.66	1,380	54	1.50	19.1	16.55
	10/7/2011	7.30	1,602	116.9	46.2*	6.08	15.48
	1/10/2012	7.11	2,120	119	2.98	1.30	14.43
	4/5/2012	7.23	1,290	23	1.92	9.2	13.91
MW-03s	12/8/2009	6.85	1,342	63	1.21	30.9	13.67
	3/17/2010	7.11	1,105	70	1.57	25.5	10.47
	5/18/2010	7.25	1,239	160	0.8	10	13.4
	9/10/2010	NM	1,320	11	0.5	39	18.70
	12/22/2010	6.96	1,298	24	0.44	31.9	13.42
	2/25/2011	6.82	1,466	38	0.80	25.2	8.84
	5/10/2011	7.15	1,199	39	1.55	21.5	11.00
	7/28/2011	7.14	1,347	50	0.93	19.5	17.83
	10/6/2011	6.80	1,294	63.0	28.8*	2.85	17.71
	1/10/2012	6.79	1,436	130	1.37	0.00	12.15
	4/4/2012	6.99	1,453	37	1.11	9.3	10.84

Notes:
S.U. = standard pH units
umhos/cm = micromhos per centimeter
mV = millivolts
mg/L = milligrams per liter
NTU = nephelometric turbidity units
°C = degrees Celsius
* = Dissolved oxygen measurement recorded in percent of saturation, not mg/L
NM = not measured

Table 2
Summary of Field Parameters in Groundwater
Former Tecumseh Products Company Site
Tecumseh, Michigan
Second Quarter 2012

Analyte		pH	Conductivity	Redox Potential	Dissolved Oxygen	Turbidity	Temperature
Units		S.U.	umhos/cm	mV	mg/L	NTU	°C
MW-04s	12/9/2009	6.87	970	68	7.17	4.70	15.47
	3/17/2010	6.57	763	78	0.22	16.7	15.69
	5/18/2010	7.20	928	168	0.4	5.0	13.6
	9/17/2010	7.03	817	49	0.4	33.3	18.14
	12/22/2010	6.99	838	-10	0.32	29.9	16.41
	2/25/2011	7.06	795	-9	0.60	24.5	14.15
	5/11/2011	6.84	815	50	0.93	20.2	13.75
	7/28/2011	7.26	777	-10	0.67	18.3	17.98
	10/6/2011	6.94	721	-20.0	13.8*	1.00	18.60
	1/10/2012	6.87	770	20	0.53	0.00	16.03
	4/4/2012	7.09	865	13	0.92	6.9	14.49
MW-05s	12/10/2009	7.41	765	131	7.19	NM	10.18
	3/17/2010	7.51	678	20	3.24	39.0	12.80
	5/17/2010	7.70	920	134	1.8	10	11.8
	9/9/2010	NM	886	46	3.5	56	13.80
	12/21/2010	7.28	852	25	4.52	33.6	11.77
	2/24/2011	6.94	857	65	4.32	28.0	11.78
	5/13/2011	7.53	810	45	7.92	29.3	13.12
	7/27/2011	7.47	880	136	4.80	25.8	13.00
	10/10/2011	7.13	999	74.4	7.19	3.35	13.06
	1/9/2012	6.64	999	192	5.62	6.84	11.74
	4/9/2012	7.43	972	47	5.94	11.0	12.73
MW-06s	12/9/2009	7.18	635	171	2.32	22.0	11.72
	3/18/2010	7.40	856	0	0.85	28.5	12.94
	5/17/2010	7.77	768	86	0.7	39	12.6
	9/10/2010	NM	1,254	116	0.9	47	12.70
	12/21/2010	7.13	979	-8	1.19	32.0	12.38
	2/18/2011	6.74	977	35	0.83	27.3	12.51
	5/10/2011	7.47	870	31	1.60	25.0	12.47
	7/27/2011	7.17	1,175	150	1.68	22.0	13.64
	10/5/2011	6.53	1,183	93.8	31.9*	0.50	13.60
	1/9/2012	7.01	988	193	1.53	5.66	11.95
	4/3/2012	7.36	1,220	30	1.95	9.0	12.69

Notes:
S.U. = standard pH units
umhos/cm = micromhos per centimeter
mV = millivolts
mg/L = milligrams per liter
NTU = nephelometric turbidity units
°C = degrees Celsius
* = Dissolved oxygen measurement recorded in percent of saturation, not mg/L
NM = not measured

Table 2
Summary of Field Parameters in Groundwater
Former Tecumseh Products Company Site
Tecumseh, Michigan
Second Quarter 2012

Analyte		pH	Conductivity	Redox Potential	Dissolved Oxygen	Turbidity	Temperature
Units		S.U.	umhos/cm	mV	mg/L	NTU	°C
MW-07s	12/10/2009	7.27	822	95	3.41	NM	10.43
	3/17/2010	7.20	770	-2	1.69	22.9	11.91
	5/17/2010	7.73	930	151	1.5	10	11.8
	9/10/2010	NM	833	109	3.2	39	13.00
	12/21/2010	7.13	846	15	2.80	35.0	12.45
	2/24/2011	6.90	871	92	2.68	25.9	11.95
	5/13/2011	7.41	703	38	6.20	24.8	13.30
	7/27/2011	7.44	806	138	4.15	26.3	13.73
	10/10/2011	7.16	708	79.5	5.67	4.40	14.77
	1/9/2012	7.10	858	182	4.03	1.35	12.22
	4/9/2012	7.33	912	19	3.58	9.5	13.12
MW-08s	12/10/2009	7.49	828	119	8.60	NM	10.91
MW-09s	12/9/2009	7.14	661	172	6.32	15.7	11.63
	3/18/2010	7.34	436	121	4.75	44.5	7.32
	5/18/2010	7.56	506	206	3.0	19	10.4
	9/17/2010	7.29	709	58	2.5	46.7	16.92
	2/25/2011	7.45	663	11	6.39	30	6.58
	5/11/2011	7.57	395	87	12.13*	24.6	9.48
MW-10s	12/9/2009	7.01	825	-1	6.16	144	9.99
	3/16/2010	7.28	816	-24	0.17	38.0	7.79
	5/12/2010	5.99	570	223	0.4	28	8.1
	9/3/2010	NM	925	-29	0.3	56	16.10
	12/16/2010	6.95	1,293	-53	0.18	49.5	10.40
	2/15/2011	6.85	1,251	-4	0.68	39.5	7.70
	5/9/2011	7.30	509	-20	0.22	38.6	7.71
	7/20/2011	7.24	878	-22	0.11	21.0	14.35
	10/4/2011	7.00	810	24.5	4.3*	2.00	14.88
	1/4/2012	6.77	754	109	0.21	24.9	9.65
	4/2/2012	7.20	785	-26	0.26	10.5	8.35
MW-10d	12/9/2009	6.98	1,150	6	1.69	0.88	10.05

Notes:
S.U. = standard pH units
umhos/cm = micromhos per centimeter
mV = millivolts
mg/L = milligrams per liter
NTU = nephelometric turbidity units
°C = degrees Celsius
* = Dissolved oxygen measurement recorded in percent of saturation, not mg/L
NM = not measured

Table 2
Summary of Field Parameters in Groundwater
Former Tecumseh Products Company Site
Tecumseh, Michigan
Second Quarter 2012

Analyte		pH	Conductivity	Redox Potential	Dissolved Oxygen	Turbidity	Temperature
Units		S.U.	umhos/cm	mV	mg/L	NTU	°C
MW-11s	12/9/2009	7.14	969	140	8.59	27.2	10.18
	3/15/2010	7.31	632	83	7.05	199	11.43
	5/14/2010	6.89	728	195	2.7	85	12.1
	9/3/2010	NM	828	109	5.4	98	14.50
	12/17/2010	6.71	1,093	108	3.51	51.9	11.00
	2/17/2011	7.04	863	104	5.18	49.5	11.86
	5/12/2011	7.28	691	57	9.48	45.5	12.63
	7/22/2011	7.06	878	96	6.62	29.0	13.52
	10/7/2011	7.11	1,021	109.6	51.6*	6.40	12.68
	1/4/2012	6.96	930	122	5.81	28.5	11.34
	4/5/2012	7.24	1,220	64	7.35	24.3	11.95
MW-12s	12/10/2009	6.34	906	165	8.03	9.80	10.51
	3/15/2010	7.40	965	80	6.61	39.4	10.12
	5/14/2010	7.11	2,000	200	2.7	10	10.6
	9/3/2010	NM	1,650	108	5.4	46	16.30
	12/14/2010	6.97	1,371	34	6.61	35.3	11.70
	2/14/2011	NM	1,228	41	7.72	27.5	10.87
	5/12/2011	7.23	2,100	37	9.25	27.3	11.73
	7/20/2011	6.89	1,580	149	6.69	24.5	13.80
	10/7/2011	7.21	1,016	84.0	59.0*	5.35	15.60
	1/4/2012	6.94	1,201	123	4.35	21.6	12.01
	4/6/2012	6.97	1,142	40	6.06	9.3	10.43
MW-12d	3/18/2010	7.14	1,780	-94	0.23	59.2	12.07
	5/14/2010	7.19	1,880	-46	0.2	15	12.2
	9/3/2010	NM	2,200	-93	0.3	110	15.60
	12/14/2010	6.96	2,250	-91	0.30	32.8	7.60
	2/14/2011	6.84	2,370	-79	0.24	25.3	11.10
	5/12/2011	7.14	2,450	-96	0.95	25.5	14.78
	7/20/2011	6.97	2,450	-62	0.13	21.0	14.36
	10/7/2011	7.12	1,568	31.0	17.5*	6.50	14.89
	1/4/2012	6.94	2,040	-50	0.11	22.0	10.96
	4/6/2012	7.00	1,800	-75	0.70	9.7	11.77

Notes:
S.U. = standard pH units
umhos/cm = micromhos per centimeter
mV = millivolts
mg/L = milligrams per liter
NTU = nephelometric turbidity units
°C = degrees Celsius
* = Dissolved oxygen measurement recorded in percent of saturation, not mg/L
NM = not measured

Table 2
Summary of Field Parameters in Groundwater
Former Tecumseh Products Company Site
Tecumseh, Michigan
Second Quarter 2012

Analyte		pH	Conductivity	Redox Potential	Dissolved Oxygen	Turbidity	Temperature
Units		S.U.	umhos/cm	mV	mg/L	NTU	°C
MW-13s	12/10/2009	6.51	1,264	122	3.26	9.70	11.24
	3/15/2010	7.05	1,760	75	2.38	44.0	10.87
	5/14/2010	7.00	2,810	87	1.5	10	11.4
	9/3/2010	NM	2,170	71	2.6	44	15.70
	12/14/2010	6.85	2,050	18	4.70	45.2	11.30
	2/14/2011	6.80	1,870	8	9.32	261	8.86
	5/12/2011	7.23	2,010	20	8.30	37	12.68
	7/20/2011	6.91	2,610	77	4.79	22.6	15.59
	10/10/2011	6.78	1,976	114.9	3.49	4.79	14.74
	1/4/2012	6.74	2,160	50	3.04	23.4	12.10
	4/9/2012	6.93	2,240	164	6.52	9.0	10.30
MW-14s	12/8/2009	7.04	1,251	52	1.26	9.44	11.69
	3/15/2010	7.39	610	-7	4.83	29.9	6.63
	5/12/2010	6.96	733	197	3.0	4.5	9.9
	9/3/2010	NM	1,338	57	0.5	35	19.50
	12/20/2010	6.56	2,020	54	0.70	30.2	9.25
	2/16/2011	7.02	1,373	146	4.15	25.9	6.62
	5/11/2011	7.39	844	45	6.49	24.0	11.80
	7/21/2011	7.11	912	48	0.80	18.0	19.55
	10/7/2011	6.94	1,215	124.8	14.7*	0.23	16.85
	1/4/2012	7.08	837	49	2.67	22.3	8.08
	4/5/2012	7.25	667	14	3.46	9.5	9.13
MW-14d	3/23/2010	7.29	1,151	30	1.18	73.6	11.70
	5/14/2010	7.44	1,324	95	0.9	65	12.9
	9/3/2010	NM	1,371	81	1.2	58	14.30
	12/16/2010	6.91	1,397	45	0.88	57.9	10.90
	2/16/2011	7.01	1,403	114	0.94	32.3	11.06
	5/9/2011	7.15	1,278	46	2.56	39.9	12.32
	7/21/2011	7.24	1,264	75	1.55	37.5	14.84
	10/4/2011	7.18	974	145.7	12.0*	10.5	11.28
	1/4/2012	7.03	1,223	64	1.63	28.4	9.80
	4/2/2012	7.15	1,241	29	1.40	17.8	12.03

Notes:
S.U. = standard pH units
umhos/cm = micromhos per centimeter
mV = millivolts
mg/L = milligrams per liter
NTU = nephelometric turbidity units
°C = degrees Celsius
* = Dissolved oxygen measurement recorded in percent of saturation, not mg/L
NM = not measured

Table 2
Summary of Field Parameters in Groundwater
Former Tecumseh Products Company Site
Tecumseh, Michigan
Second Quarter 2012

Analyte		pH	Conductivity	Redox Potential	Dissolved Oxygen	Turbidity	Temperature
Units		S.U.	umhos/cm	mV	mg/L	NTU	°C
MW-15s	12/10/2009	7.07	456	150	9.35	33.7	9.76
	3/15/2010	6.85	448	93	7.07	57.9	11.03
	5/14/2010	7.50	621	131	2.4	52	12.8
	9/8/2010	NM	895	129	5.5	59	12.54
	12/17/2010	7.14	743	82	4.18	44.0	10.69
	2/17/2011	7.01	662	98	4.71	39.0	11.26
	5/12/2011	7.20	720	48	5.83	25.0	11.95
	7/25/2011	7.04	1,043	123	4.92	20.0	13.24
	10/7/2011	6.95	622	129.4	48.7*	5.98	11.61
	1/5/2012	6.98	595	189	4.88	6.03	11.02
	4/5/2012	7.20	741	54	4.03	12.9	11.71
MW-16s	12/7/2009	NM	NM	NM	NM	NM	NM
	3/18/2010	NM	NM	NM	NM	NM	NM
	5/12/2010	NM	NM	NM	NM	NM	NM
	9/8/2010	NM	NM	NM	NM	NM	NM
	12/16/2010	NM	NM	NM	NM	NM	NM
	2/15/2011	NM	NM	NM	NM	NM	NM
MW-17s	12/7/2009	7.32	810	124	8.06	8.51	8.82
	3/18/2010	7.47	847	28	3.27	29.2	5.19
	5/12/2010	7.35	870	218	3.1	10	9.1
	9/8/2010	NM	1,136	115	4.6	58	15.34
	12/16/2010	7.25	903	28	5.88	59.2	7.74
	2/15/2011	7.35	1,028	15	10.07	43.3	5.10
	5/11/2011	7.39	890	47	6.31	29.6	9.72
	7/21/2011	7.02	1,119	146	6.80	19.4	14.80
	10/4/2011	6.93	816	117.0	50.5*	NM	14.05
	1/5/2012	6.93	924	190	3.95	4.50	6.70
	4/2/2012	6.27	919	84	4.31	11.5	8.41

Notes:
S.U. = standard pH units
umhos/cm = micromhos per centimeter
mV = millivolts
mg/L = milligrams per liter
NTU = nephelometric turbidity units
°C = degrees Celsius
* = Dissolved oxygen measurement recorded in percent of saturation, not mg/L
NM = not measured

Table 2
Summary of Field Parameters in Groundwater
Former Tecumseh Products Company Site
Tecumseh, Michigan
Second Quarter 2012

Analyte		pH	Conductivity	Redox Potential	Dissolved Oxygen	Turbidity	Temperature
Units		S.U.	umhos/cm	mV	mg/L	NTU	°C
MW-18s	12/8/2009	7.31	1,043	56	4.52	79.2	11.59
	3/16/2010	6.08	732	107	1.14	97.7	11.82
	5/12/2010	7.82	1,990	208	2.3	10	11.3
	9/8/2010	NM	1,308	91	3.1	50	13.95
	12/20/2010	6.77	1,259	44	4.28	41.5	11.77
	2/17/2011	7.03	1,236	136	3.14	32.0	11.77
	5/9/2011	7.25	2,620	53	5.63	33.5	12.68
	7/22/2011	7.29	1,820	47	4.92	28.1	13.60
	10/5/2011	NM	1,164	110.8	33.2*	6.00	13.23
	1/5/2012	7.04	1,590	203	4.21	7.58	11.78
	4/3/2012	7.29	1,840	38	5.65	32.0	11.56
MW-19s	12/8/2009	6.82	1,065	53	2.73	15.6	12.37
	3/16/2010	7.15	895	6	1.95	20.2	12.66
	5/18/2010	6.63	971	150	0.6	10	11.6
	9/10/2010	NM	1,470	114	2.7	43	13.34
	12/20/2010	7.04	1,131	7	1.93	31.9	12.49
	2/18/2011	7.17	1,229	36	2.65	25.5	12.25
	5/10/2011	7.19	1,043	12	1.25	22.5	12.67
	7/25/2011	7.17	1,310	30	1.17	19.5	16.90
	10/5/2011	NM	990	-170.4	18.0*	0.50	14.10
	1/5/2012	6.89	1,302	194	2.53	1.50	11.89
	4/3/2012	7.12	1,173	25	1.22	9.3	12.75
MW-19d	12/8/2009	6.86	1,067	-84	0.71	66.6	10.99
	3/16/2010	7.00	913	-76	0.31	96.2	11.89
	5/12/2010	7.91	1,185	-30	0.4	23	11.7
	9/8/2010	NM	1,219	-103	0.2	80	15.75
	12/20/2010	7.18	1,162	-117	0.24	38.0	9.95
	2/18/2011	6.30	1,257	17	0.49	35.3	11.57
	5/10/2011	7.14	1,256	-120	0.26	64.2	12.78
	7/25/2011	7.20	1,293	-116	0.12	22.0	16.20
	10/5/2011	NM	985	-220	2.8*	0.50	15.10
	1/5/2012	7.09	1,041	-72	0.26	7.49	10.78
	4/3/2012	7.22	1,143	-119	0.23	25.9	12.15

Notes:
S.U. = standard pH units
umhos/cm = micromhos per centimeter
mV = millivolts
mg/L = milligrams per liter
NTU = nephelometric turbidity units
°C = degrees Celsius
* = Dissolved oxygen measurement recorded in percent of saturation, not mg/L
NM = not measured

Table 2
Summary of Field Parameters in Groundwater
Former Tecumseh Products Company Site
Tecumseh, Michigan
Second Quarter 2012

Analyte		pH	Conductivity	Redox Potential	Dissolved Oxygen	Turbidity	Temperature
Units		S.U.	umhos/cm	mV	mg/L	NTU	°C
MW-20s	12/10/2009	7.48	418	15	2.93	8.30	9.75
	3/17/2010	7.15	411	125	2.08	43.0	6.34
	5/18/2010	6.94	488	177	1.4	47	10.7
	9/10/2010	NM	512	109	1.0	42	18.03
	12/21/2010	7.04	553	94	1.11	35.7	9.63
	2/18/2011	7.58	599	34	1.60	29.7	7.17
	5/13/2011	7.47	550	29	5.98	26.9	10.20
	7/25/2011	7.45	487	38	2.48	19.9	17.50
	10/10/2011	7.14	478	57.2	1.65	4.86	17.25
	1/9/2012	7.22	528	204	3.06	3.25	9.15
	4/9/2012	6.90	520	56	4.97	9.7	10.07
MW-20d	12/10/2009	6.87	1,006	-41	0.82	0.77	11.18
	3/17/2010	6.98	928	-89	0.82	22.2	10.85
	5/18/2010	6.92	1,183	27	0.3	10	10.4
	9/10/2010	NM	1,184	-30	0.3	49	15.89
	12/21/2010	6.98	1,205	-110	0.19	34.7	11.08
	2/18/2011	7.38	1,216	-135	0.52	33.5	11.61
	5/13/2011	7.28	1,165	-118	0.26	37.0	12.70
	7/25/2011	7.24	1,155	-135	0.24	19.0	16.69
	10/10/2011	7.01	1,057	-73.0	1.30	0.50	14.87
	1/9/2012	6.98	1,106	-167	0.23	0.00	11.55
	4/9/2012	7.21	1,127	-139	0.31	20.0	12.11
MW-21	12/8/2009	7.12	1,049	36	4.43	15.7	11.30
	3/23/2010	7.29	1,002	41	3.48	24.9	12.81
	5/18/2010	7.15	1,134	220	1.8	8.0	12.2
	10/15/2010	6.91	1,160	180	4.2	29.3	13.03
	12/22/2010	7.11	1,084	21	5.00	34.3	11.87
	2/24/2011	6.99	1,243	-10	5.02	28.5	12.03
	5/11/2011	7.23	965	92	6.71	23.2	13.08
	7/28/2011	7.32	1,141	60	3.21	18.0	13.42
	10/6/2011	6.95	971	65.3	65.0*	0.39	13.18
	1/10/2012	6.90	1,105	103	3.94	3.00	12.31
	4/4/2012	7.04	1,031	52	3.51	8.7	13.03

Notes:
S.U. = standard pH units
umhos/cm = micromhos per centimeter
mV = millivolts
mg/L = milligrams per liter
NTU = nephelometric turbidity units
°C = degrees Celsius
* = Dissolved oxygen measurement recorded in percent of saturation, not mg/L
NM = not measured

Table 2
Summary of Field Parameters in Groundwater
Former Tecumseh Products Company Site
Tecumseh, Michigan
Second Quarter 2012

Analyte		pH	Conductivity	Redox Potential	Dissolved Oxygen	Turbidity	Temperature
Units		S.U.	umhos/cm	mV	mg/L	NTU	°C
MW-22	12/7/2009	5.73	1,220	190	1.75	4.85	9.62
	3/18/2010	7.37	1,010	-121	0.21	17.6	10.64
	5/18/2010	7.07	1,183	-7	0.3	9.2	9.2
	9/10/2010	NM	1,357	-114	0.2	41	11.12
	12/22/2010	7.00	1,304	-127	0.19	32.8	10.45
	2/24/2011	6.97	1,299	-139	0.38	33.2	10.03
	5/11/2011	7.24	1,066	-131	0.27	24.0	9.80
	7/21/2011	7.13	1,147	-107	0.16	22.7	11.25
	10/4/2011	6.72	981	-36.3	3.0*	4.00	10.90
	1/9/2012	6.95	1,163	-79	0.39	1.35	10.06
	4/5/2012	6.63	1,156	-60	0.30	9.3	9.50
MW-23	12/8/2009	6.63	1,520	-29	0.68	49.0	12.91
	3/16/2010	6.84	1,280	-76	0.25	86.5	10.97
	5/18/2010	7.02	1,600	18	0.2	10	10.6
	9/10/2010	NM	1,550	-87	0.2	44	16.15
	12/21/2010	6.99	1,540	-110	0.65	33.0	12.64
	2/18/2011	6.95	1,540	-127	0.30	37.4	12.23
	5/10/2011	7.17	1,424	-102	0.16	39.7	11.78
	7/25/2011	7.17	1,424	-98	0.10	23.0	13.85
	10/5/2011	7.00	1,050	-48.3	12.8*	4.0	15.92
	11/4/2011	5.64	1,709	NM	NM	4.94	14.70
	1/9/2012	6.89	1,390	-77	0.24	3.00	13.12
	4/3/2012	7.10	1,413	-104	0.23	16.6	12.30
MW-24s	12/8/2009	7.24	1,710	5	3.86	NM	13.10
	3/15/2010	7.49	1,142	-10	2.29	27.7	12.26
	5/12/2010	7.95	1,262	91	1.7	10	11.3
	9/8/2010	NM	1,495	54	3.2	43	16.10
	12/14/2010	6.76	1,308	152	2.04	32.5	10.85
	2/14/2011	NM	1,203	157	2.48	26.7	12.30
	5/9/2011	6.84	1,096	131	4.38	21.9	11.71
	7/19/2011	7.09	1,820	123	3.82	19.2	14.69
	10/4/2011	6.82	1,137	125.3	20.0*	1.00	14.66
	1/5/2012	7.10	1,087	70	3.81	3.78	13.33
	4/2/2012	7.08	1,498	77	2.95	12.6	11.79

Notes:
S.U. = standard pH units
umhos/cm = micromhos per centimeter
mV = millivolts
mg/L = milligrams per liter
NTU = nephelometric turbidity units
°C = degrees Celsius
* = Dissolved oxygen measurement recorded in percent of saturation, not mg/L
NM = not measured

Table 2
Summary of Field Parameters in Groundwater
Former Tecumseh Products Company Site
Tecumseh, Michigan
Second Quarter 2012

Analyte		pH	Conductivity	Redox Potential	Dissolved Oxygen	Turbidity	Temperature
Units		S.U.	umhos/cm	mV	mg/L	NTU	°C
MW-24d	12/8/2009	6.89	3,760	-65	0.58	NM	11.89
	3/15/2010	7.16	2,900	-73	0.73	30.4	12.57
	5/12/2010	7.63	3,600	-9	0.3	9.0	11.9
	9/8/2010	NM	3,360	114	1.4	44	17.3
	12/14/2010	6.76	4,140	-78	0.40	34.8	7.92
	2/14/2011	NM	4,050	-72	0.32	25.5	11.79
	5/9/2011	6.89	3,730	-75	0.22	24.5	13.19
	7/19/2011	6.92	3,910	-56	0.16	19.2	18.85
	10/4/2011	6.84	3,163	-3.0	2.9*	5.80	14.65
	1/5/2012	6.80	3,560	-53	0.23	0.00	11.85
	4/2/2012	7.03	3,300	-76	0.39	15.0	11.96
MW-25s	12/10/2009	7.08	743	71	0.93	31.3	11.01
	3/16/2010	7.09	830	38	1.49	23.8	11.69
	5/14/2010	7.72	1,066	118	0.8	52	11.8
	9/8/2010	NM	1,104	77	1.7	40	13.65
	12/22/2010	6.80	1,061	106	1.70	34.0	12.05
	2/24/2011	6.92	1,034	16	1.58	25.2	11.40
	5/13/2011	7.29	734	31	3.05	24.5	12.35
	7/28/2011	7.02	835	92	2.01	21.0	12.73
	10/10/2011	6.77	825	79.3	3.21	5.29	13.34
	1/5/2012	6.87	820	65	2.22	0.88	11.79
	4/9/2012	7.11	877	65	3.98	14.8	11.92
MW-26s	4/6/2010	6.09	1,116	140	0.31	16.2	13.08
	5/14/2010	7.81	1,024	-22	0.2	22	14.3
	9/8/2010	NM	1,128	-64	0.2	49	15.08
	12/17/2010	7.22	938	-86	0.15	31.0	11.06
	2/17/2011	6.37	951	91	0.75	63.5	12.29
	5/12/2011	7.01	953	-72	0.27	55.0	12.78
	7/25/2011	7.16	917	-76	0.21	19.5	15.85
	10/7/2011	6.99	1,005	-8.7	13.7*	2.67	12.55
	1/5/2012	6.93	1,264	-27	0.48	0.55	11.68
	4/5/2012	5.96	942	88	0.23	11.5	12.60

Notes:
S.U. = standard pH units
umhos/cm = micromhos per centimeter
mV = millivolts
mg/L = milligrams per liter
NTU = nephelometric turbidity units
°C = degrees Celsius
* = Dissolved oxygen measurement recorded in percent of saturation, not mg/L
NM = not measured

Table 2
Summary of Field Parameters in Groundwater
Former Tecumseh Products Company Site
Tecumseh, Michigan
Second Quarter 2012

Analyte		pH	Conductivity	Redox Potential	Dissolved Oxygen	Turbidity	Temperature
Units		S.U.	umhos/cm	mV	mg/L	NTU	°C
MW-27s	3/23/2010	7.38	1,198	-57	0.15	67.8	8.27
	5/17/2010	6.62	1,274	150	0.2	58	11.7
	9/9/2010	NM	1,660	-61	0.3	58	16.68
	12/20/2010	6.87	1,374	1	0.20	45.0	10.62
	2/16/2011	7.19	1,158	40	0.53	31.0	7.37
	5/9/2011	7.35	1,253	48	0.81	33.6	10.72
	7/21/2011	7.27	1,780	-34	0.16	29.0	18.90
	10/5/2011	6.10	1,268	8.4	2.3*	8.00	16.99
	1/6/2012	7.04	1,172	120	0.38	3.35	9.96
	4/3/2012	7.12	1,373	-31	0.24	12.6	9.71
MW-27d	3/23/2010	7.27	1,175	-108	0.21	23.9	12.79
	5/17/2010	6.90	1,429	127	0.3	3.0	12.7
	9/9/2010	NM	1,468	-12	0.4	35	12.89
	12/20/2010	7.01	1,510	-41	0.26	33.9	10.40
	2/16/2011	7.14	1,360	-102	0.29	30.4	12.45
	5/9/2011	7.26	1,363	-61	0.23	22.9	14.25
	7/22/2011	6.88	1,385	-41	0.36	20.0	15.10
	10/5/2011	6.23	1,231	3.0	3.3*	0.10	13.87
	1/6/2012	7.01	1,372	23	0.33	0.00	11.48
	4/3/2012	7.17	1,328	-20	0.84	9.6	12.03
MW-28s	3/23/2010	7.30	778	-1	1.93	22.2	11.50
	5/17/2010	7.48	1,260	148	1.5	10	12.1
	9/9/2010	NM	779	42	1.5	41	12.85
	12/17/2010	6.92	736	130	1.19	35.0	10.10
	2/16/2011	7.18	916	26	1.67	26.0	11.99
	5/12/2011	7.72	1,165	51	3.37	23.5	12.86
	7/22/2011	7.08	880	57	1.87	20.0	12.81
	10/7/2011	7.26	688	88.7	28.3*	2.84	13.08
	1/6/2012	7.12	833	99	2.05	0.55	11.87
	4/6/2012	7.19	654	15	2.35	9.3	11.04

Notes:
S.U. = standard pH units
umhos/cm = micromhos per centimeter
mV = millivolts
mg/L = milligrams per liter
NTU = nephelometric turbidity units
°C = degrees Celsius
* = Dissolved oxygen measurement recorded in percent of saturation, not mg/L
NM = not measured

Table 2
Summary of Field Parameters in Groundwater
Former Tecumseh Products Company Site
Tecumseh, Michigan
Second Quarter 2012

Analyte		pH	Conductivity	Redox Potential	Dissolved Oxygen	Turbidity	Temperature
Units		S.U.	umhos/cm	mV	mg/L	NTU	°C
MW-28d	3/23/2010	7.26	827	-81	0.31	31.9	11.41
	5/17/2010	7.38	926	148	0.5	16	13.2
	9/9/2010	NM	901	10	0.9	58	13.37
	12/17/2010	7.00	999	-129	0.15	34.9	10.20
	2/16/2011	7.26	936	-174	0.21	29.0	11.33
	5/12/2011	7.35	940	-144	0.24	39.5	14.75
	7/22/2011	7.10	967	-113	0.10	19.1	14.27
	10/7/2011	7.15	957	-53.3	11.8*	5.35	14.25
	1/6/2012	7.20	1,034	-101	0.32	8.68	10.85
	4/6/2012	7.23	1,029	-133	0.79	22.0	10.10
MW-29s	3/18/2010	7.05	2,820	-59	0.37	24.8	12.71
	5/17/2010	6.98	3,270	-16	0.2	18	12.8
	9/9/2010	NM	4,410	-107	0.3	35	16.30
	12/15/2010	6.61	6,020	-121	0.42	39.5	12.91
	2/15/2011	6.78	4,910	-241	0.34	33.9	12.65
	5/12/2011	6.78	3,900	-121	0.22	24.7	13.45
	7/20/2011	6.75	4,680	-80	0.15	23.0	15.55
	10/10/2011	6.30	5,620	-19.1	1.40	4.47	15.73
	1/6/2012	6.63	4,290	-220	0.28	1.50	14.52
	4/5/2012	6.90	4,250	-97	0.39	9.0	11.58
MW-29d	3/18/2010	7.24	1,182	-134	0.21	5,999	13.78
	5/17/2010	7.40	1,405	60	1.0	10	15.0
	9/9/2010	NM	1,437	6	0.6	35	19.35
	12/15/2010	6.99	1,570	-90	1.57	42.3	0.52
	2/15/2011	7.15	1,550	-202	0.30	1245	11.28
	5/12/2011	7.26	1,403	-54	6.65	40.5	21.01
	7/20/2011	7.03	1,482	-70	2.40	48.0	23.15
	10/10/2011	6.76	1,381	78.9	3.01	3.26	12.65
	1/6/2012	6.98	1,530	-42	1.30	0.00	11.76
	4/6/2012	7.13	1,560	-131	1.69	23.0	6.85

Notes:
S.U. = standard pH units
umhos/cm = micromhos per centimeter
mV = millivolts
mg/L = milligrams per liter
NTU = nephelometric turbidity units
°C = degrees Celsius
* = Dissolved oxygen measurement recorded in percent of saturation, not mg/L
NM = not measured

Table 2
Summary of Field Parameters in Groundwater
Former Tecumseh Products Company Site
Tecumseh, Michigan
Second Quarter 2012

Analyte		pH	Conductivity	Redox Potential	Dissolved Oxygen	Turbidity	Temperature
Units		S.U.	umhos/cm	mV	mg/L	NTU	°C
MW-30s	3/23/2010	7.03	2,120	-14	1.68	102	9.98
	5/17/2010	7.40	2,430	69	0.2	22	12.1
	9/9/2010	NM	1,840	-85	0.2	52	17.01
	12/16/2010	6.78	1,800	-95	0.34	51.0	13.60
	2/15/2011	7.01	1,740	-115	0.18	61.0	11.38
	5/13/2011	6.90	2,340	-34	0.40	30.0	11.25
	7/20/2011	6.94	1,780	-6	0.11	25.0	15.70
	10/10/2011	6.77	1,565	-8.3	1.21	5.74	16.60
	1/6/2012	6.82	2,450	5	0.28	5.00	13.58
	4/9/2012	6.89	2,040	-40	0.84	10.3	10.93
MW-30d	3/23/2010	6.92	1,670	-94	0.36	36.0	12.10
	5/17/2010	7.48	1,910	-5	0.2	44	13.6
	9/9/2010	NM	1,870	-98	0.2	52	16.35
	12/16/2010	6.88	1,830	-94	0.22	44.5	11.70
	2/15/2011	7.11	1,800	-146	0.78	40.3	12.60
	5/13/2011	7.03	1,740	-103	0.48	30.0	13.25
	7/20/2011	7.12	1,680	-88	0.18	28.9	16.40
	10/10/2011	6.87	1,546	-46.8	1.15	7.18	15.00
	1/6/2012	6.87	1,560	-68	0.23	0.00	13.90
	4/9/2012	7.01	1,570	-106	0.46	14.9	12.79
MW-31	6/18/2010	6.93	1,416	139	4.96	14.8	12.96
	9/17/2010	7.03	1,052	107	4.6	86.9	11.79
	12/22/2010	7.05	1,176	11	6.99	34.9	10.75
	2/24/2011	6.88	1,208	8	6.51	32.7	10.91
	5/11/2011	7.25	1,090	39	10.20	26.0	12.70
	7/21/2011	7.13	1,055	68	6.32	21.7	16.85
	10/4/2011	6.88	889	113.8	48.3*	4.08	12.10
	1/10/2012	6.91	1,102	128	5.95	0.00	11.36
	4/5/2012	7.08	1,052	47	5.73	9.3	11.00

Notes:
S.U. = standard pH units
umhos/cm = micromhos per centimeter
mV = millivolts
mg/L = milligrams per liter
NTU = nephelometric turbidity units
°C = degrees Celsius
* = Dissolved oxygen measurement recorded in percent of saturation, not mg/L
NM = not measured

Table 2
Summary of Field Parameters in Groundwater
Former Tecumseh Products Company Site
Tecumseh, Michigan
Second Quarter 2012

Analyte		pH	Conductivity	Redox Potential	Dissolved Oxygen	Turbidity	Temperature
Units		S.U.	umhos/cm	mV	mg/L	NTU	°C
MW-32s	9/17/2010	7.29	771	-20	0.31	46.8	17.52
	11/19/2010	7.08	800	-101	0.22	25.8	17.56
	12/28/2010	6.80	830	-62	0.24	31.5	17.20
	2/25/2011	7.14	868	-55	0.42	25.8	17.10
	5/10/2011	7.30	804	-85	0.64	21.7	17.22
	7/28/2011	7.40	804	-30	0.43	18.9	17.93
	10/6/2011	7.14	758	9.8	11.5*	1.00	17.32
	1/10/2012	7.02	819	-22	0.47	0.00	17.44
	4/4/2012	7.16	862	-20	0.42	15.0	16.66
MW-33s	9/17/2010	7.13	1,006	-95	0.48	39.2	16.55
	11/19/2010	6.79	1,059	-101	0.22	26.7	17.42
	12/22/2010	6.98	1,056	-128	0.30	33.4	17.55
	2/24/2011	7.00	991	-157	0.37	23.0	17.28
	5/10/2011	7.20	1,267	-100	1.31	24.4	16.23
	7/28/2011	7.26	1,188	-64	0.42	19.0	16.09
	10/6/2011	7.03	949	-51.3	12.0*	0.50	16.91
	1/9/2012	6.99	1,055	-70	0.28	0.50	17.91
	4/4/2012	7.06	1,005	-91	0.35	9.0	16.09
MW-34s	9/17/2010	7.40	562	21	3.83	44.2	16.02
	11/19/2010	7.22	580	27	4.30	30.0	16.07
	12/28/2010	7.08	585	21	5.68	32.5	15.70
	2/25/2011	7.40	630	-15	5.31	25.5	15.55
	5/10/2011	7.53	677	10	7.19	21.7	15.52
	7/28/2011	7.61	600	48	3.90	19.0	16.16
	10/6/2011	7.24	564	78	69.0*	4.85	15.80
	1/10/2012	7.13	652	98	4.97	5.28	15.59
	4/4/2012	7.32	647	25	4.95	8.0	14.68

Notes:
S.U. = standard pH units
umhos/cm = micromhos per centimeter
mV = millivolts
mg/L = milligrams per liter
NTU = nephelometric turbidity units
°C = degrees Celsius
* = Dissolved oxygen measurement recorded in percent of saturation, not mg/L
NM = not measured

Table 3
Summary of Detected Volatile Organic Compounds in Groundwater
Former Tecumseh Products Company Site
Tecumseh, Michigan
Second Quarter 2012

Analyte		2-Butanone	Chloroethane	1,1-Dichloroethane	1,1-Dichloroethene[2]	cis-1,2-Dichloroethene	trans-1,2-Dichloroethene	Tetrachloroethene	1,1,1-Trichloroethane	Trichloroethene	Trichloro-fluoromethane	Vinyl Chloride
Residential DW Criteria		13,000	430	880	7.0	70	100	5.0	200	5.0	2,600	2.0
Non-Residential DW Criteria		38,000	1,700	2,500	7.0	70	100	5.0	200	5.0	7,300	2.0
GSI Criteria		2,200	1,100	740	130	620	1,500[1]	60[1]	89	200[1]	NC	13[1]
Residential GWSLs for Vapor Intrusion		4.5E+06	NC	130	390	440	330	11	15,000	9.9	370	5.0
Non-Residential GWSLs for Vapor Intrusion		1.9E+07	NC	670	1,600	1,800	1,400	55	63,000	42	1,600	50
Groundwater Contact Criteria		2.4E+08	4.4E+05	2.4E+06	11,000	2.0E+05	2.2E+05	12,000	1.3E+06	22,000	1.1E+06	1,000
Units		ug/L	ug/L	ug/L	ug/L	ug/L	ug/L	ug/L	ug/L	ug/L	ug/L	ug/L
MW-01s (16-21')	3/13/2009	<100	<100	<20	<20	<20	<20	<20	**750**	**2,700**	<20	<20
	4/20/2009	NA	<500	<100	<100	<100	<100	<100	**1,100**	**2,200**	NA	<100
	12/9/2009	<100	<100	<20	<20	<20	<20	<20	**1,000**	**3,400**	<20	<20
	3/17/2010	<100	<100	<20	<20	<20	<20	<20	**1,400**	**2,500**	<20	<20
	5/18/2010	<100	<100	<20	<20	<20	<20	<20	**1,000**	**2,700**	<20	<20
	9/10/2010	<100	<100	<20	<20	<20	<20	<20	**750**	**2,400**	<20	<20
	12/28/2010	<100	<100	<20	<20	<20	<20	<20	**1,100**	**2,500**	<20	<20
	2/25/2011	<50	<50	<10	<10	<10	<10	<10	**560**	**1,300**	<10	<10
	5/11/2011[3]	<50	<50	<10	<10	<10	<10	<10	**860**	**1,900**	<10	<10
	7/28/2011	<100	<100	<20	<20	<20	<20	<20	**500**	**1,900**	<20	<20
	10/6/2011	<100	<100	<20	<20	<20	<20	<20	**540**	**2,000**	<20	<20
	1/9/2012	<100	<100	<20	<20	**31**	<20	<20	**530**	**2,000**	<20	<20
	4/4/2012	<100	<100	<20	<20	**38**	<20	<20	**480**	**1,900**	<20	<20
DUP-01 (MW-01s)	3/13/2009	<20	<20	<20	<20	<20	<20	<20	**720**	**2,700**	<20	<20
MW-02s (23-28')	3/13/2009	<10	<10	<2.0	<2.0	**2.4**	<2.0	**2.2**	**2.5**	**280**	<2.0	<2.0
	4/20/2009	NA	<50	<10	<10	<10	<10	<10	<10	**130**	NA	<10
	12/9/2009	<10	<10	<2.0	<2.0	**3.7**	<2.0	**2.7**	**2.9**	**250**	<2.0	<2.0
	3/17/2010	**13**	<10	<2.0	<2.0	**4.1**	<2.0	**2.3**	**3.1**	**290**	<2.0	<2.0
	5/18/2010	<10	<10	<2.0	<2.0	**2.3**	<2.0	**2.4**	**2.6**	**210**	<2.0	<2.0
	9/10/2010	<10	<10	<2.0	<2.0	**2.3**	<2.0	**2.3**	**2.3**	**220**	<2.0	<2.0
	12/22/2010	<10	<10	<2.0	<2.0	**2.4**	<2.0	**2.3**	**3.1**	**240**	<2.0	<2.0
	2/24/2011	<10	<10	<2.0	<2.0	**2.0**	<2.0	<2.0	**2.6**	**240**	<2.0	<2.0
	5/10/2011[3]	<10	<10	<2.0	<2.0	<2.0	<2.0	<2.0	**2.3**	**250**	<2.0	<2.0
	7/28/2011[4]	<10	<10	<2.0	<2.0	**2.0**	<2.0	**2.2**	**2.4**	**280**	<2.0	<2.0
	10/7/2011	<10	<10	<2.0	<2.0	<2.0	<2.0	**2.5**	**2.5**	**220**	<2.0	<2.0
	1/10/2012	<10	<10	<2.0	<2.0	<2.0	<2.0	**2.8**	**2.5**	**190**	<2.0	<2.0
	4/5/2012	<10	<10	<2.0	<2.0	**2.7**	<2.0	**3.5**	**3.4**	**210**	<2.0	<2.0

Notes:
Residential and Non-Residential Drinking Water (DW) Criteria, Groundwater Surface Water Interface (GSI) Criteria, and Groundwater Contact Criteria from MDEQ RRD Op Memo 1 Part 201 Generic Cleanup Criteria/Part 213 Risk Based Cleanup Levels, January 23, 2006, as amended March 25, 2011.
Groundwater Screening Levels (GWSLs) for Vapor Intrusion were calculated in accordance with the MDEQ Remediation and Redevelopment Division Program Redesign 2009 document titled *Background Document: Draft Proposed Vapor Intrusion Indoor Air Criteria (IAC), Soil Gas Criteria (SGC), and Groundwater Screening Levels (GW_{VI} SLs) for Vapor Intrusion,* using both residential and non-residential exposure scenarios and the most recent chemical specific toxicity values accepted and/or published by the United States Environmental Protection Agency (USEPA) as of February 1, 2012.
ug/L = micrograms per liter
NC = No criteria
NA = Not analyzed
Bold font denotes concentrations detected above laboratory reporting limits
Denotes concentrations above one or more criteria
1) Criterion is not protective for surface water used as a drinking water source as described in footnote {X} of MDEQ Op Memo 1 Part 201, Attachment 1.
2) Compound may exhibit characteristic ignitability as defined in 40 C.F.R. § 261.21
3) The average temperature in this sample shipment exceeded the recommended temperature range. Sample results are approximate.
4) Quality control results for trichloroethene are outside the established control limits, the result is approximate.
5) Headspace present in the sample, results are approximate.

US EPA ARCHIVE DOCUMENT

Table 3
Summary of Detected Volatile Organic Compounds in Groundwater
Former Tecumseh Products Company Site
Tecumseh, Michigan
Second Quarter 2012

Analyte		2-Butanone	Chloroethane	1,1-Dichloroethane	1,1-Dichloroethene[2]	cis-1,2-Dichloroethene	trans-1,2-Dichloroethene	Tetrachloroethene	1,1,1-Trichloroethane	Trichloroethene	Trichloro-fluoromethane	Vinyl Chloride
Residential DW Criteria		13,000	430	880	7.0	70	100	5.0	200	5.0	2,600	2.0
Non-Residential DW Criteria		38,000	1,700	2,500	7.0	70	100	5.0	200	5.0	7,300	2.0
GSI Criteria		2,200	1,100	740	130	620	1,500[1]	60[1]	89	200[1]	NC	13[1]
Residential GWSLs for Vapor Intrusion		4.5E+06	NC	130	390	440	330	11	15,000	9.9	370	5.0
Non-Residential GWSLs for Vapor Intrusion		1.9E+07	NC	670	1,600	1,800	1,400	55	63,000	42	1,600	50
Groundwater Contact Criteria		2.4E+08	4.4E+05	2.4E+06	11,000	2.0E+05	2.2E+05	12,000	1.3E+06	22,000	1.1E+06	1,000
Units		ug/L	ug/L	ug/L	ug/L	ug/L	ug/L	ug/L	ug/L	ug/L	ug/L	ug/L
MW-03s (9-14')	3/13/2009	<10	<10	**9.1**	<2.0	**240**	**9.1**	<2.0	<2.0	<2.0	<2.0	**140**
	4/20/2009	NA	<50	**18**	<10	**490**	**18**	<10	<10	<10	NA	**210**
	12/8/2009	<120	<120	**46**	<25	**2,200**	**83**	<25	<25	<25	<25	**130**
	3/17/2010	<25	<25	**11**	<5.0	**460**	**17**	<5.0	<5.0	<5.0	<5.0	**42**
	5/18/2010	<25	<25	**14**	<5.0	**630**	**24**	<5.0	<5.0	<5.0	<5.0	**34**
	9/10/2010	<50	<50	**29**	<10	**1,600**	**63**	<10	<10	<10	<10	**83**
	12/22/2010	<50	<50	**32**	<10	**1,800**	**82**	<10	<10	<10	<10	**70**
	2/25/2011	<100	<100	**33**	<20	**2,200**	**110**	<20	<20	<20	<20	**75**
	5/10/2011[3]	<100	<100	**25**	<20	**1,600**	**77**	<20	<20	<20	<20	**52**
	7/28/2011	<100	<100	**23**	<20	**1,700**	**78**	<20	<20	<20	<20	**65**
	10/6/2011	<100	<100	**24**	<20	**2,100**	**100**	<20	<20	<20	<20	**91**
	1/10/2012	<50	<50	**22**	<10	**1,300**	**81**	<10	<10	<10	<10	**51**
	4/4/2012	<100	<100	<20	<20	**1,600**	**84**	<20	<20	**20**	<20	**170**
DUP-01 (MW-03s)	12/8/2009	<120	<120	**42**	<25	**2,000**	**73**	<25	<25	<25	<25	**120**
MW-04s (15-20')	3/13/2009	<120	<120	<25	<25	**2,100**	**70**	<25	<25	**5,000**	<25	**460**
	4/20/2009	NA	<500	<100	<100	**1,700**	<100	<100	<100	**4,000**	NA	**520**
	12/9/2009	<250	<250	<50	<50	**2,500**	**90**	<50	<50	**7,100**	<50	**270**
	3/17/2010	<250	<250	<50	<50	**2,900**	**82**	<50	<50	**7,500**	<50	**520**
	5/18/2010	<250	<250	<50	<50	**2,100**	**58**	<50	<50	**4,700**	<50	**280**
	9/17/2010	<250	<250	<50	<50	**2,400**	**70**	<50	<50	**5,200**	<50	**200**
	12/22/2010	<250	<250	<50	<50	**2,700**	**91**	<50	<50	**6,700**	<50	**270**
	2/25/2011	<250	<250	<50	<50	**2,500**	**82**	<50	<50	**5,900**	<50	**280**
	5/11/2011[3]	<250	<250	<50	<50	**1,900**	**58**	<50	<50	**4,600**	<50	**270**
	7/28/2011	<250	<250	<50	<50	**1,700**	**50**	<50	<50	**4,600**	<50	**190**
	10/6/2011	<250	<250	<50	<50	**2,000**	**58**	<50	<50	**4,600**	<50	**190**
	1/10/2012	<250	<250	<50	<50	**1,800**	**72**	<50	<50	**4,800**	<50	**190**
	4/4/2012	<250	<250	<50	<50	**1,600**	**54**	<50	<50	**4,300**	<50	**170**

Notes:
Residential and Non-Residential Drinking Water (DW) Criteria, Groundwater Surface Water Interface (GSI) Criteria, and Groundwater Contact Criteria from MDEQ RRD Op Memo 1 Part 201 Generic Cleanup Criteria/Part 213 Risk Based Cleanup Levels, January 23, 2006, as amended March 25, 2011.
Groundwater Screening Levels (GWSLs) for Vapor Intrusion were calculated in accordance with the MDEQ Remediation and Redevelopment Division Program Redesign 2009 document titled *Background Document: Draft Proposed Vapor Intrusion Indoor Air Criteria (IAC), Soil Gas Criteria (SGC), and Groundwater Screening Levels (GW_{VI} SLs) for Vapor Intrusion,* using both residential and non-residential exposure scenarios and the most recent chemical specific toxicity values accepted and/or published by the United States Environmental Protection Agency (USEPA) as of February 1, 2012.
ug/L = micrograms per liter
NC = No criteria
NA = Not analyzed
Bold font denotes concentrations detected above laboratory reporting limits
Denotes concentrations above one or more criteria
1) Criterion is not protective for surface water used as a drinking water source as described in footnote {X} of MDEQ Op Memo 1 Part 201, Attachment 1.
2) Compound may exhibit characteristic ignitability as defined in 40 C.F.R. § 261.21
3) The average temperature in this sample shipment exceeded the recommended temperature range. Sample results are approximate.
4) Quality control results for trichloroethene are outside the established control limits, the result is approximate.
5) Headspace present in the sample, results are approximate.

US EPA ARCHIVE DOCUMENT

Table 3
Summary of Detected Volatile Organic Compounds in Groundwater
Former Tecumseh Products Company Site
Tecumseh, Michigan
Second Quarter 2012

Analyte		2-Butanone	Chloroethane	1,1-Dichloroethane	1,1-Dichloroethene[2]	cis-1,2-Dichloroethene	trans-1,2-Dichloroethene	Tetrachloroethene	1,1,1-Trichloroethane	Trichloroethene	Trichloro-fluoromethane	Vinyl Chloride
Residential DW Criteria		13,000	430	880	7.0	70	100	5.0	200	5.0	2,600	2.0
Non-Residential DW Criteria		38,000	1,700	2,500	7.0	70	100	5.0	200	5.0	7,300	2.0
GSI Criteria		2,200	1,100	740	130	620	1,500[1]	60[1]	89	200[1]	NC	13[1]
Residential GWSLs for Vapor Intrusion		4.5E+06	NC	130	390	440	330	11	15,000	9.9	370	5.0
Non-Residential GWSLs for Vapor Intrusion		1.9E+07	NC	670	1,600	1,800	1,400	55	63,000	42	1,600	50
Groundwater Contact Criteria		2.4E+08	4.4E+05	2.4E+06	11,000	2.0E+05	2.2E+05	12,000	1.3E+06	22,000	1.1E+06	1,000
Units		ug/L	ug/L	ug/L	ug/L	ug/L	ug/L	ug/L	ug/L	ug/L	ug/L	ug/L
MW-05s (25-30')	3/13/2009	<5.0	<5.0	<1.0	<1.0	<1.0	<1.0	**3.5**	<1.0	**120**	<1.0	<1.0
	4/20/2009	NA	<25	<5.0	<5.0	<5.0	<5.0	<5.0	<5.0	**140**	NA	<5.0
	12/10/2009	<5.0	<5.0	<1.0	<1.0	<1.0	<1.0	**5.3**	<1.0	**190**	<1.0	<1.0
	3/17/2010	<5.0	<5.0	<1.0	<1.0	<1.0	<1.0	**6.3**	<1.0	**160**	<1.0	<1.0
	5/17/2010	<5.0	<5.0	<1.0	<1.0	<1.0	<1.0	**4.6**	<1.0	**160**	<1.0	<1.0
	9/9/2010	<5.0	<5.0	<1.0	<1.0	<1.0	<1.0	**4.6**	<1.0	**140**	<1.0	<1.0
	12/21/2010	<5.0	<5.0	<1.0	<1.0	<1.0	<1.0	**4.9**	<1.0	**160**	<1.0	<1.0
	2/24/2011	<5.0	<5.0	<1.0	<1.0	<1.0	<1.0	**4.4**	<1.0	**130**	<1.0	<1.0
	5/13/2011	<5.0	<5.0	<1.0	<1.0	<1.0	<1.0	**4.9**	<1.0	**160**	<1.0	<1.0
	7/27/2011	<5.0	<5.0	<1.0	<1.0	<1.0	<1.0	**4.8**	<1.0	**150**	<1.0	<1.0
	10/10/2011	<5.0	<5.0	<1.0	<1.0	<1.0	<1.0	**5.1**	<1.0	**150**	<1.0	<1.0
	1/9/2012	<5.0	<5.0	<1.0	<1.0	<1.0	<1.0	**5.8**	<1.0	**150**	<1.0	<1.0
	4/9/2012	<5.0	<5.0	<1.0	<1.0	<1.0	<1.0	**5.7**	<1.0	**160**	<1.0	<1.0
MW-06s (24-29')	3/16/2009	<5.0	<5.0	<1.0	<1.0	<1.0	<1.0	<1.0	<1.0	**21**	<1.0	<1.0
	4/20/2009	NA	<5.0	<1.0	<1.0	<1.0	<1.0	<1.0	<1.0	**23**	NA	<1.0
	12/9/2009	<5.0	<5.0	<1.0	<1.0	<1.0	<1.0	<1.0	<1.0	**37**	<1.0	<1.0
	3/18/2010	<5.0	<5.0	<1.0	<1.0	<1.0	<1.0	<1.0	<1.0	**31**	<1.0	<1.0
	5/17/2010	<5.0	<5.0	<1.0	<1.0	<1.0	<1.0	<1.0	<1.0	**33**	<1.0	<1.0
	9/10/2010	<5.0	<5.0	<1.0	<1.0	<1.0	<1.0	<1.0	<1.0	**29**	<1.0	<1.0
	12/21/2010	<5.0	<5.0	<1.0	<1.0	<1.0	<1.0	<1.0	<1.0	**34**	<1.0	<1.0
	2/18/2011	<5.0	<5.0	<1.0	<1.0	<1.0	<1.0	<1.0	<1.0	**35**	<1.0	<1.0
	5/10/2011[3]	<5.0	<5.0	<1.0	<1.0	<1.0	<1.0	<1.0	<1.0	**27**	<1.0	<1.0
	7/27/2011	<5.0	<5.0	<1.0	<1.0	<1.0	<1.0	<1.0	<1.0	**27**	<1.0	<1.0
	10/5/2011	<5.0	<5.0	<1.0	<1.0	<1.0	<1.0	<1.0	<1.0	**30**	<1.0	<1.0
	1/9/2012	<5.0	<5.0	<1.0	<1.0	<1.0	<1.0	<1.0	<1.0	**31**	<1.0	<1.0
	4/3/2012	<5.0	<5.0	<1.0	<1.0	<1.0	<1.0	<1.0	<1.0	**32**	<1.0	<1.0

Notes:
Residential and Non-Residential Drinking Water (DW) Criteria, Groundwater Surface Water Interface (GSI) Criteria, and Groundwater Contact Criteria from MDEQ RRD Op Memo 1 Part 201 Generic Cleanup Criteria/Part 213 Risk Based Cleanup Levels, January 23, 2006, as amended March 25, 2011.
Groundwater Screening Levels (GWSLs) for Vapor Intrusion were calculated in accordance with the MDEQ Remediation and Redevelopment Division Program Redesign 2009 document titled *Background Document: Draft Proposed Vapor Intrusion Indoor Air Criteria (IAC), Soil Gas Criteria (SGC), and Groundwater Screening Levels (GW_{vi} SLs) for Vapor Intrusion,* using both residential and non-residential exposure scenarios and the most recent chemical specific toxicity values accepted and/or published by the United States Environmental Protection Agency (USEPA) as of February 1, 2012.
ug/L = micrograms per liter
NC = No criteria
NA = Not analyzed
Bold font denotes concentrations detected above laboratory reporting limits
Denotes concentrations above one or more criteria
1) Criterion is not protective for surface water used as a drinking water source as described in footnote {X} of MDEQ Op Memo 1 Part 201, Attachment 1.
2) Compound may exhibit characteristic ignitability as defined in 40 C.F.R. § 261.21
3) The average temperature in this sample shipment exceeded the recommended temperature range. Sample results are approximate.
4) Quality control results for trichloroethene are outside the established control limits, the result is approximate.
5) Headspace present in the sample, results are approximate.

US EPA ARCHIVE DOCUMENT

Table 3
Summary of Detected Volatile Organic Compounds in Groundwater
Former Tecumseh Products Company Site
Tecumseh, Michigan
Second Quarter 2012

Analyte		2-Butanone	Chloroethane	1,1-Dichloroethane	1,1-Dichloroethene(2)	cis-1,2-Dichloroethene	trans-1,2-Dichloroethene	Tetrachloroethene	1,1,1-Trichloroethane	Trichloroethene	Trichloro-fluoromethane	Vinyl Chloride
Residential DW Criteria		13,000	430	880	7.0	70	100	5.0	200	5.0	2,600	2.0
Non-Residential DW Criteria		38,000	1,700	2,500	7.0	70	100	5.0	200	5.0	7,300	2.0
GSI Criteria		2,200	1,100	740	130	620	1,500(1)	60(1)	89	200(1)	NC	13(1)
Residential GWSLs for Vapor Intrusion		4.5E+06	NC	130	390	440	330	11	15,000	9.9	370	5.0
Non-Residential GWSLs for Vapor Intrusion		1.9E+07	NC	670	1,600	1,800	1,400	55	63,000	42	1,600	50
Groundwater Contact Criteria		2.4E+08	4.4E+05	2.4E+06	11,000	2.0E+05	2.2E+05	12,000	1.3E+06	22,000	1.1E+06	1,000
Units		ug/L	ug/L	ug/L	ug/L	ug/L	ug/L	ug/L	ug/L	ug/L	ug/L	ug/L
MW-07s (23.5-28.5')	3/16/2009	<5.0	<5.0	<1.0	<1.0	<1.0	<1.0	<1.0	**2.1**	**10**	<1.0	<1.0
	4/20/2009	NA	<5.0	<1.0	<1.0	<1.0	<1.0	<1.0	**1.6**	**11**	NA	<1.0
	12/10/2009	<5.0	<5.0	<1.0	<1.0	<1.0	<1.0	<1.0	**1.8**	**14**	<1.0	<1.0
	3/17/2010	<5.0	<5.0	<1.0	<1.0	<1.0	<1.0	<1.0	**1.9**	**13**	<1.0	<1.0
	5/17/2010	<5.0	<5.0	<1.0	<1.0	<1.0	<1.0	<1.0	**1.9**	**13**	<1.0	<1.0
	9/10/2010	<5.0	<5.0	<1.0	<1.0	<1.0	<1.0	<1.0	**1.4**	**12**	<1.0	<1.0
	12/21/2010	<5.0	<5.0	<1.0	<1.0	<1.0	<1.0	<1.0	**2.1**	**16**	<1.0	<1.0
	2/24/2011	<5.0	<5.0	<1.0	<1.0	<1.0	<1.0	<1.0	**1.6**	**12**	<1.0	<1.0
	5/13/2011	<5.0	<5.0	<1.0	<1.0	<1.0	<1.0	<1.0	**1.5**	**12**	<1.0	<1.0
	7/27/2011	<5.0	<5.0	<1.0	<1.0	<1.0	<1.0	<1.0	**1.2**	**11**	<1.0	<1.0
	10/10/2011	<5.0	<5.0	<1.0	<1.0	<1.0	<1.0	<1.0	**1.4**	**13**	<1.0	<1.0
	1/9/2012	<5.0	<5.0	<1.0	<1.0	<1.0	<1.0	<1.0	**1.6**	**14**	<1.0	<1.0
	4/9/2012	<5.0	<5.0	<1.0	<1.0	<1.0	<1.0	<1.0	**1.3**	**12**	<1.0	<1.0
MW-08s (23.5-28.5')	3/16/2009	<5.0	<5.0	<1.0	<1.0	<1.0	<1.0	<1.0	<1.0	**11**	<1.0	<1.0
	4/20/2009	NA	<5.0	<1.0	<1.0	<1.0	<1.0	<1.0	<1.0	**10**	NA	<1.0
	12/10/2009	<5.0	<5.0	<1.0	<1.0	<1.0	<1.0	<1.0	<1.0	**11**	<1.0	<1.0
DUP-01 (MW-08s)	4/20/2009	NA	NA	<1.0	<1.0	<1.0	<1.0	<1.0	<1.0	**10**	NA	<1.0
MW-09s (7-12')	3/16/2009	<100	<100	<20	<20	<20	<20	<20	**160**	**1,700**	<20	<20
	4/20/2009	NA	<500	<100	<100	<100	<100	<100	**220**	**2,100**	NA	<100
	12/9/2009	<100	<100	<20	<20	<20	<20	<20	**150**	**2,400**	<20	<20
	3/18/2010	<100	<100	<20	<20	<20	<20	<20	**120**	**1,500**	<20	<20
	5/18/2010	<100	<100	<20	<20	<20	<20	<20	**120**	**1,700**	<20	<20
	9/17/2010	<100	<100	<20	<20	<20	<20	<20	**120**	**1,700**	<20	<20
	2/25/2011	<50	<50	<10	<10	<10	<10	<10	**84**	**1,100**	<10	<10
	5/11/2011(3)	<50	<50	<10	<10	<10	<10	<10	**83**	**1,200**	<10	<10

Notes:

Residential and Non-Residential Drinking Water (DW) Criteria, Groundwater Surface Water Interface (GSI) Criteria, and Groundwater Contact Criteria from MDEQ RRD Op Memo 1 Part 201 Generic Cleanup Criteria/Part 213 Risk Based Cleanup Levels, January 23, 2006, as amended March 25, 2011.

Groundwater Screening Levels (GWSLs) for Vapor Intrusion were calculated in accordance with the MDEQ Remediation and Redevelopment Division Program Redesign 2009 document titled *Background Document: Draft Proposed Vapor Intrusion Indoor Air Criteria (IAC), Soil Gas Criteria (SGC), and Groundwater Screening Levels (GW_{VI} SLs) for Vapor Intrusion,* using both residential and non-residential exposure scenarios and the most recent chemical specific toxicity values accepted and/or published by the United States Environmental Protection Agency (USEPA) as of February 1, 2012.

ug/L = micrograms per liter

NC = No criteria

NA = Not analyzed

Bold font denotes concentrations detected above laboratory reporting limits

Denotes concentrations above one or more criteria

1) Criterion is not protective for surface water used as a drinking water source as described in footnote {X} of MDEQ Op Memo 1 Part 201, Attachment 1.
2) Compound may exhibit characteristic ignitability as defined in 40 C.F.R. § 261.21
3) The average temperature in this sample shipment exceeded the recommended temperature range. Sample results are approximate.
4) Quality control results for trichloroethene are outside the established control limits, the result is approximate.
5) Headspace present in the sample, results are approximate.

US EPA ARCHIVE DOCUMENT

Table 3
Summary of Detected Volatile Organic Compounds in Groundwater
Former Tecumseh Products Company Site
Tecumseh, Michigan
Second Quarter 2012

Analyte		2-Butanone	Chloroethane	1,1-Dichloroethane	1,1-Dichloroethene[2]	cis-1,2-Dichloroethene	trans-1,2-Dichloroethene	Tetrachloroethene	1,1,1-Trichloroethane	Trichloroethene	Trichloro-fluoromethane	Vinyl Chloride
Residential DW Criteria		13,000	430	880	7.0	70	100	5.0	200	5.0	2,600	2.0
Non-Residential DW Criteria		38,000	1,700	2,500	7.0	70	100	5.0	200	5.0	7,300	2.0
GSI Criteria		2,200	1,100	740	130	620	1,500[1]	60[1]	89	200[1]	NC	13[1]
Residential GWSLs for Vapor Intrusion		4.5E+06	NC	130	390	440	330	11	15,000	9.9	370	5.0
Non-Residential GWSLs for Vapor Intrusion		1.9E+07	NC	670	1,600	1,800	1,400	55	63,000	42	1,600	50
Groundwater Contact Criteria		2.4E+08	4.4E+05	2.4E+06	11,000	2.0E+05	2.2E+05	12,000	1.3E+06	22,000	1.1E+06	1,000
Units		ug/L	ug/L	ug/L	ug/L	ug/L	ug/L	ug/L	ug/L	ug/L	ug/L	ug/L
MW-10s (8-13')	5/15/2009	NA	<1.0	<1.0	<1.0	<1.0	<1.0	<1.0	<1.0	<1.0	<1.0	<1.0
	12/9/2009	<5.0	<5.0	<1.0	<1.0	<1.0	<1.0	<1.0	<1.0	<1.0	<1.0	<1.0
	3/16/2010	<5.0	<5.0	<1.0	<1.0	<1.0	<1.0	<1.0	<1.0	<1.0	<1.0	<1.0
	5/12/2010	<5.0	<5.0	<1.0	<1.0	<1.0	<1.0	<1.0	<1.0	<1.0	<1.0	<1.0
	9/3/2010	<5.0	<5.0	<1.0	<1.0	<1.0	<1.0	<1.0	<1.0	<1.0	<1.0	<1.0
	12/16/2010	<5.0	<5.0	<1.0	<1.0	<1.0	<1.0	<1.0	<1.0	<1.0	<1.0	<1.0
	2/15/2011	<5.0	<5.0	<1.0	<1.0	<1.0	<1.0	<1.0	<1.0	<1.0	<1.0	<1.0
	5/9/2011[3]	<5.0	<5.0	<1.0	<1.0	<1.0	<1.0	<1.0	<1.0	<1.0	<1.0	<1.0
	7/20/2011	<5.0	<5.0	<1.0	<1.0	<1.0	<1.0	<1.0	<1.0	<1.0	<1.0	<1.0
	10/4/2011	<5.0	<5.0	<1.0	<1.0	<1.0	<1.0	<1.0	<1.0	<1.0	<1.0	<1.0
	1/4/2012	<5.0	<5.0	<1.0	<1.0	<1.0	<1.0	<1.0	<1.0	<1.0	<1.0	<1.0
	4/2/2012	<5.0	<5.0	<1.0	<1.0	<1.0	<1.0	<1.0	<1.0	<1.0	<1.0	<1.0
DUP-02 (MW-10s)	5/15/2009	NA	<1.0	<1.0	<1.0	<1.0	<1.0	<1.0	<1.0	<1.0	<1.0	<1.0
MW-10d (14-19')	12/9/2009	<5.0	<5.0	<1.0	<1.0	<1.0	<1.0	<1.0	<1.0	<1.0	<1.0	<1.0
MW-11s (29-34')	5/14/2009	NA	<1.0	<1.0	<1.0	<1.0	<1.0	<1.0	<1.0	<1.0	<1.0	<1.0
	1/13/2010	<5.0	<5.0	<1.0	<1.0	<1.0	<1.0	<1.0	<1.0	<1.0	<1.0	<1.0
	3/15/2010	<5.0	<5.0	<1.0	<1.0	<1.0	<1.0	<1.0	<1.0	<1.0	<1.0	<1.0
	5/14/2010	<5.0	<5.0	<1.0	<1.0	<1.0	<1.0	<1.0	<1.0	<1.0	<1.0	<1.0
	9/3/2010	<5.0	<5.0	<1.0	<1.0	<1.0	<1.0	<1.0	<1.0	<1.0	<1.0	<1.0
	12/17/2010	<5.0	<5.0	<1.0	<1.0	<1.0	<1.0	<1.0	<1.0	<1.0	<1.0	<1.0
	2/17/2011	<5.0	<5.0	<1.0	<1.0	<1.0	<1.0	<1.0	<1.0	<1.0	<1.0	<1.0
	5/12/2011	<5.0	<5.0	<1.0	<1.0	<1.0	<1.0	<1.0	<1.0	<1.0	<1.0	<1.0
	7/22/2011	<5.0	<5.0	<1.0	<1.0	<1.0	<1.0	<1.0	<1.0	<1.0	<1.0	<1.0
	10/7/2011	<5.0	<5.0	<1.0	<1.0	<1.0	<1.0	<1.0	<1.0	<1.0	<1.0	<1.0
	1/4/2012	<5.0	<5.0	<1.0	<1.0	<1.0	<1.0	<1.0	<1.0	<1.0	<1.0	<1.0
	4/5/2012	<5.0	<5.0	<1.0	<1.0	<1.0	<1.0	<1.0	<1.0	<1.0	<1.0	<1.0
DUP-02 (MW-11s)	5/14/2010	<5.0	<5.0	<1.0	<1.0	<1.0	<1.0	<1.0	<1.0	<1.0	<1.0	<1.0
DUP-01 (MW-11s)	9/3/2010	<5.0	<5.0	<1.0	<1.0	<1.0	<1.0	<1.0	<1.0	<1.0	<1.0	<1.0

Notes:
Residential and Non-Residential Drinking Water (DW) Criteria, Groundwater Surface Water Interface (GSI) Criteria, and Groundwater Contact Criteria from MDEQ RRD Op Memo 1 Part 201 Generic Cleanup Criteria/Part 213 Risk Based Cleanup Levels, January 23, 2006, as amended March 25, 2011.
Groundwater Screening Levels (GWSLs) for Vapor Intrusion were calculated in accordance with the MDEQ Remediation and Redevelopment Division Program Redesign 2009 document titled *Background Document: Draft Proposed Vapor Intrusion Indoor Air Criteria (IAC), Soil Gas Criteria (SGC), and Groundwater Screening Levels (GW_{VI} SLs) for Vapor Intrusion,* using both residential and non-residential exposure scenarios and the most recent chemical specific toxicity values accepted and/or published by the United States Environmental Protection Agency (USEPA) as of February 1, 2012.
ug/L = micrograms per liter
NC = No criteria
NA = Not analyzed
Bold font denotes concentrations detected above laboratory reporting limits
Denotes concentrations above one or more criteria
1) Criterion is not protective for surface water used as a drinking water source as described in footnote {X} of MDEQ Op Memo 1 Part 201, Attachment 1.
2) Compound may exhibit characteristic ignitability as defined in 40 C.F.R. § 261.21
3) The average temperature in this sample shipment exceeded the recommended temperature range. Sample results are approximate.
4) Quality control results for trichloroethene are outside the established control limits, the result is approximate.
5) Headspace present in the sample, results are approximate.

US EPA ARCHIVE DOCUMENT

Table 3
Summary of Detected Volatile Organic Compounds in Groundwater
Former Tecumseh Products Company Site
Tecumseh, Michigan
Second Quarter 2012

Analyte		2-Butanone	Chloroethane	1,1-Dichloroethane	1,1-Dichloroethene(2)	cis-1,2-Dichloroethene	trans-1,2-Dichloroethene	Tetrachloroethene	1,1,1-Trichloroethane	Trichloroethene	Trichloro-fluoromethane	Vinyl Chloride
Residential DW Criteria		13,000	430	880	7.0	70	100	5.0	200	5.0	2,600	2.0
Non-Residential DW Criteria		38,000	1,700	2,500	7.0	70	100	5.0	200	5.0	7,300	2.0
GSI Criteria		2,200	1,100	740	130	620	1,500(1)	60(1)	89	200(1)	NC	13(1)
Residential GWSLs for Vapor Intrusion		4.5E+06	NC	130	390	440	330	11	15,000	9.9	370	5.0
Non-Residential GWSLs for Vapor Intrusion		1.9E+07	NC	670	1,600	1,800	1,400	55	63,000	42	1,600	50
Groundwater Contact Criteria		2.4E+08	4.4E+05	2.4E+06	11,000	2.0E+05	2.2E+05	12,000	1.3E+06	22,000	1.1E+06	1,000
Units		ug/L	ug/L	ug/L	ug/L	ug/L	ug/L	ug/L	ug/L	ug/L	ug/L	ug/L
MW-12s (12-17')	5/15/2009	NA	<1.0	<1.0	<1.0	<1.0	<1.0	**1.4**	<1.0	<1.0	<1.0	<1.0
	12/30/2009	<5.0	<5.0	<1.0	<1.0	<1.0	<1.0	**1.4**	<1.0	<1.0	<1.0	<1.0
	3/15/2010	<5.0	<5.0	<1.0	<1.0	<1.0	<1.0	<1.0	<1.0	<1.0	<1.0	<1.0
	5/14/2010	<5.0	<5.0	<1.0	<1.0	<1.0	<1.0	**1.0**	<1.0	<1.0	<1.0	<1.0
	9/3/2010	<5.0	<5.0	<1.0	<1.0	<1.0	<1.0	**1.6**	<1.0	<1.0	<1.0	<1.0
	12/14/2010	<5.0	<5.0	<1.0	<1.0	<1.0	<1.0	<1.0	<1.0	<1.0	<1.0	<1.0
	2/14/2011	<5.0	<5.0	<1.0	<1.0	<1.0	<1.0	<1.0	<1.0	<1.0	<1.0	<1.0
	5/12/2011	<5.0	<5.0	<1.0	<1.0	<1.0	<1.0	**1.6**	<1.0	<1.0	<1.0	<1.0
	7/20/2011	<5.0	<5.0	<1.0	<1.0	<1.0	<1.0	**1.4**	<1.0	<1.0	<1.0	<1.0
	10/7/2011	<5.0	<5.0	<1.0	<1.0	<1.0	<1.0	**1.9**	<1.0	<1.0	<1.0	<1.0
	1/4/2012	<5.0	<5.0	<1.0	<1.0	<1.0	<1.0	**2.2**	<1.0	<1.0	<1.0	<1.0
	4/5/2012	<5.0	<5.0	<1.0	<1.0	<1.0	<1.0	**1.2**	<1.0	<1.0	<1.0	<1.0
MW-12d (33-38')	3/18/2010	<5.0	<5.0	<1.0	<1.0	<1.0	<1.0	<1.0	<1.0	<1.0	<1.0	<1.0
	5/14/2010	<5.0	<5.0	<1.0	<1.0	<1.0	<1.0	<1.0	<1.0	<1.0	<1.0	<1.0
	9/3/2010	<5.0	<5.0	<1.0	<1.0	<1.0	<1.0	<1.0	<1.0	<1.0	<1.0	<1.0
	12/14/2010	<5.0	<5.0	<1.0	<1.0	<1.0	<1.0	<1.0	<1.0	<1.0	<1.0	<1.0
	2/14/2011	<5.0	<5.0	<1.0	<1.0	<1.0	<1.0	<1.0	<1.0	<1.0	<1.0	<1.0
	5/12/2011	<5.0	<5.0	<1.0	<1.0	<1.0	<1.0	<1.0	<1.0	<1.0	<1.0	<1.0
	7/20/2011	<5.0	<5.0	<1.0	<1.0	<1.0	<1.0	<1.0	<1.0	<1.0	<1.0	<1.0
	10/7/2011	<5.0	<5.0	<1.0	<1.0	<1.0	<1.0	<1.0	<1.0	<1.0	<1.0	<1.0
	1/4/2012	<5.0	<5.0	<1.0	<1.0	<1.0	<1.0	<1.0	<1.0	<1.0	<1.0	<1.0
	4/5/2012	<5.0	<5.0	<1.0	<1.0	<1.0	<1.0	<1.0	<1.0	<1.0	<1.0	<1.0

Notes:
Residential and Non-Residential Drinking Water (DW) Criteria, Groundwater Surface Water Interface (GSI) Criteria, and Groundwater Contact Criteria from MDEQ RRD Op Memo 1 Part 201 Generic Cleanup Criteria/Part 213 Risk Based Cleanup Levels, January 23, 2006, as amended March 25, 2011.
Groundwater Screening Levels (GWSLs) for Vapor Intrusion were calculated in accordance with the MDEQ Remediation and Redevelopment Division Program Redesign 2009 document titled *Background Document: Draft Proposed Vapor Intrusion Indoor Air Criteria (IAC), Soil Gas Criteria (SGC), and Groundwater Screening Levels (GW_{VI} SLs) for Vapor Intrusion,* using both residential and non-residential exposure scenarios and the most recent chemical specific toxicity values accepted and/or published by the United States Environmental Protection Agency (USEPA) as of February 1, 2012.
ug/L = micrograms per liter
NC = No criteria
NA = Not analyzed
Bold font denotes concentrations detected above laboratory reporting limits
Denotes concentrations above one or more criteria
1) Criterion is not protective for surface water used as a drinking water source as described in footnote {X} of MDEQ Op Memo 1 Part 201, Attachment 1.
2) Compound may exhibit characteristic ignitability as defined in 40 C.F.R. § 261.21
3) The average temperature in this sample shipment exceeded the recommended temperature range. Sample results are approximate.
4) Quality control results for trichloroethene are outside the established control limits, the result is approximate.
5) Headspace present in the sample, results are approximate.

US EPA ARCHIVE DOCUMENT

Table 3
Summary of Detected Volatile Organic Compounds in Groundwater
Former Tecumseh Products Company Site
Tecumseh, Michigan
Second Quarter 2012

Analyte		2-Butanone	Chloroethane	1,1-Dichloroethane	1,1-Dichloroethene[2]	cis-1,2-Dichloroethene	trans-1,2-Dichloroethene	Tetrachloroethene	1,1,1-Trichloroethane	Trichloroethene	Trichloro-fluoromethane	Vinyl Chloride
Residential DW Criteria		13,000	430	880	7.0	70	100	5.0	200	5.0	2,600	2.0
Non-Residential DW Criteria		38,000	1,700	2,500	7.0	70	100	5.0	200	5.0	7,300	2.0
GSI Criteria		2,200	1,100	740	130	620	1,500[1]	60[1]	89	200[1]	NC	13[1]
Residential GWSLs for Vapor Intrusion		4.5E+06	NC	130	390	440	330	11	15,000	9.9	370	5.0
Non-Residential GWSLs for Vapor Intrusion		1.9E+07	NC	670	1,600	1,800	1,400	55	63,000	42	1,600	50
Groundwater Contact Criteria		2.4E+08	4.4E+05	2.4E+06	11,000	2.0E+05	2.2E+05	12,000	1.3E+06	22,000	1.1E+06	1,000
Units		ug/L	ug/L	ug/L	ug/L	ug/L	ug/L	ug/L	ug/L	ug/L	ug/L	ug/L
MW-13s (13-18')	5/15/2009	NA	<1.0	<1.0	<1.0	<1.0	<1.0	<1.0	<1.0	<1.0	<1.0	<1.0
	12/10/2009	<5.0	<5.0	<1.0	<1.0	<1.0	<1.0	<1.0	<1.0	<1.0	<1.0	<1.0
	3/15/2010	<5.0	<5.0	<1.0	<1.0	<1.0	<1.0	<1.0	<1.0	<1.0	<1.0	<1.0
	5/14/2010	<5.0	<5.0	<1.0	<1.0	<1.0	<1.0	<1.0	<1.0	<1.0	<1.0	<1.0
	9/3/2010	<5.0	<5.0	<1.0	<1.0	<1.0	<1.0	<1.0	<1.0	<1.0	<1.0	<1.0
	12/14/2010	<5.0	<5.0	<1.0	<1.0	<1.0	<1.0	<1.0	<1.0	<1.0	<1.0	<1.0
	2/14/2011	<5.0	<5.0	<1.0	<1.0	<1.0	<1.0	<1.0	<1.0	<1.0	<1.0	<1.0
	5/12/2011	<5.0	<5.0	<1.0	<1.0	<1.0	<1.0	<1.0	<1.0	<1.0	<1.0	<1.0
	7/20/2011	<5.0	<5.0	<1.0	<1.0	<1.0	<1.0	<1.0	<1.0	<1.0	<1.0	<1.0
	10/10/2011	<5.0	<5.0	<1.0	<1.0	<1.0	<1.0	<1.0	<1.0	<1.0	<1.0	<1.0
	1/4/2012	<5.0	<5.0	<1.0	<1.0	<1.0	<1.0	<1.0	<1.0	<1.0	<1.0	<1.0
	4/9/2012	<5.0	<5.0	<1.0	<1.0	<1.0	<1.0	<1.0	<1.0	<1.0	<1.0	<1.0
MW-14s (4-9')	5/14/2009	NA	<1.0	<1.0	<1.0	<1.0	<1.0	<1.0	<1.0	<1.0	<1.0	<1.0
	12/8/2009	<5.0	<5.0	<1.0	<1.0	<1.0	<1.0	<1.0	<1.0	<1.0	<1.0	<1.0
	3/15/2010	<5.0	<5.0	<1.0	<1.0	<1.0	<1.0	<1.0	<1.0	<1.0	<1.0	<1.0
	5/12/2010	<5.0	<5.0	<1.0	<1.0	<1.0	<1.0	<1.0	<1.0	<1.0	<1.0	<1.0
	9/3/2010	<5.0	<5.0	<1.0	<1.0	<1.0	<1.0	<1.0	<1.0	<1.0	<1.0	<1.0
	12/20/2010	<5.0	<5.0	<1.0	<1.0	<1.0	<1.0	<1.0	<1.0	<1.0	<1.0	<1.0
	2/16/2011	<5.0	<5.0	<1.0	<1.0	<1.0	<1.0	<1.0	<1.0	<1.0	<1.0	<1.0
	5/11/2011[3]	<5.0	<5.0	<1.0	<1.0	<1.0	<1.0	<1.0	<1.0	<1.0	<1.0	<1.0
	7/21/2011	<5.0	<5.0	<1.0	<1.0	<1.0	<1.0	<1.0	<1.0	<1.0	<1.0	<1.0
	10/7/2011	<5.0	<5.0	<1.0	<1.0	<1.0	<1.0	<1.0	<1.0	<1.0	<1.0	<1.0
	1/4/2012	<5.0	<5.0	<1.0	<1.0	<1.0	<1.0	<1.0	<1.0	<1.0	<1.0	<1.0
	4/5/2012	<5.0	<5.0	<1.0	<1.0	<1.0	<1.0	<1.0	<1.0	<1.0	<1.0	<1.0

Notes:
Residential and Non-Residential Drinking Water (DW) Criteria, Groundwater Surface Water Interface (GSI) Criteria, and Groundwater Contact Criteria from MDEQ RRD Op Memo 1 Part 201 Generic Cleanup Criteria/Part 213 Risk Based Cleanup Levels, January 23, 2006, as amended March 25, 2011.
Groundwater Screening Levels (GWSLs) for Vapor Intrusion were calculated in accordance with the MDEQ Remediation and Redevelopment Division Program Redesign 2009 document titled *Background Document: Draft Proposed Vapor Intrusion Indoor Air Criteria (IAC), Soil Gas Criteria (SGC), and Groundwater Screening Levels (GW_{VI} SLs) for Vapor Intrusion,* using both residential and non-residential exposure scenarios and the most recent chemical specific toxicity values accepted and/or published by the United States Environmental Protection Agency (USEPA) as of February 1, 2012.
ug/L = micrograms per liter
NC = No criteria
NA = Not analyzed
Bold font denotes concentrations detected above laboratory reporting limits
Denotes concentrations above one or more criteria
1) Criterion is not protective for surface water used as a drinking water source as described in footnote {X} of MDEQ Op Memo 1 Part 201, Attachment 1.
2) Compound may exhibit characteristic ignitability as defined in 40 C.F.R. § 261.21
3) The average temperature in this sample shipment exceeded the recommended temperature range. Sample results are approximate.
4) Quality control results for trichloroethene are outside the established control limits, the result is approximate.
5) Headspace present in the sample, results are approximate.

US EPA ARCHIVE DOCUMENT

Table 3
Summary of Detected Volatile Organic Compounds in Groundwater
Former Tecumseh Products Company Site
Tecumseh, Michigan
Second Quarter 2012

Analyte		2-Butanone	Chloroethane	1,1-Dichloroethane	1,1-Dichloroethene[2]	cis-1,2-Dichloroethene	trans-1,2-Dichloroethene	Tetrachloroethene	1,1,1-Trichloroethane	Trichloroethene	Trichloro-fluoromethane	Vinyl Chloride
Residential DW Criteria		13,000	430	880	7.0	70	100	5.0	200	5.0	2,600	2.0
Non-Residential DW Criteria		38,000	1,700	2,500	7.0	70	100	5.0	200	5.0	7,300	2.0
GSI Criteria		2,200	1,100	740	130	620	1,500[1]	60[1]	89	200[1]	NC	13[1]
Residential GWSLs for Vapor Intrusion		4.5E+06	NC	130	390	440	330	11	15,000	9.9	370	5.0
Non-Residential GWSLs for Vapor Intrusion		1.9E+07	NC	670	1,600	1,800	1,400	55	63,000	42	1,600	50
Groundwater Contact Criteria		2.4E+08	4.4E+05	2.4E+06	11,000	2.0E+05	2.2E+05	12,000	1.3E+06	22,000	1.1E+06	1,000
Units		ug/L	ug/L	ug/L	ug/L	ug/L	ug/L	ug/L	ug/L	ug/L	ug/L	ug/L
MW-14d (37.5-42.5')	3/23/2010	<5.0	<5.0	<1.0	<1.0	<1.0	<1.0	<1.0	<1.0	<1.0	<1.0	<1.0
	5/14/2010	<5.0	<5.0	<1.0	<1.0	<1.0	<1.0	<1.0	<1.0	<1.0	<1.0	<1.0
	9/3/2010	<5.0	<5.0	<1.0	<1.0	<1.0	<1.0	<1.0	<1.0	<1.0	<1.0	<1.0
	12/16/2010	<5.0	<5.0	<1.0	<1.0	<1.0	<1.0	<1.0	<1.0	<1.0	<1.0	<1.0
	2/16/2011	<5.0	<5.0	<1.0	<1.0	<1.0	<1.0	<1.0	<1.0	<1.0	<1.0	<1.0
	5/9/2011[3]	<5.0	<5.0	<1.0	<1.0	<1.0	<1.0	<1.0	<1.0	<1.0	<1.0	<1.0
	7/21/2011	<5.0	<5.0	<1.0	<1.0	<1.0	<1.0	<1.0	<1.0	<1.0	<1.0	<1.0
	10/5/2011	<5.0	<5.0	<1.0	<1.0	<1.0	<1.0	<1.0	<1.0	<1.0	<1.0	<1.0
	1/4/2012	<5.0	<5.0	<1.0	<1.0	<1.0	<1.0	<1.0	<1.0	<1.0	<1.0	<1.0
	4/2/2012	<5.0	<5.0	<1.0	<1.0	<1.0	<1.0	<1.0	<1.0	<1.0	<1.0	<1.0
DUP-01 (MW-14d)	2/16/2011	<5.0	<5.0	<1.0	<1.0	<1.0	<1.0	<1.0	<1.0	<1.0	<1.0	<1.0
	5/9/2011[3]	<5.0	<5.0	<1.0	<1.0	<1.0	<1.0	<1.0	<1.0	<1.0	<1.0	<1.0
	7/21/2011	<5.0	<5.0	<1.0	<1.0	<1.0	<1.0	<1.0	<1.0	<1.0	<1.0	<1.0
	10/5/2011	<5.0	<5.0	<1.0	<1.0	<1.0	<1.0	<1.0	<1.0	<1.0	<1.0	<1.0
	1/4/2012	<5.0	<5.0	<1.0	<1.0	<1.0	<1.0	<1.0	<1.0	<1.0	<1.0	<1.0
	4/2/2012	<5.0	<5.0	<1.0	<1.0	<1.0	<1.0	<1.0	<1.0	<1.0	<1.0	<1.0
MW-15s (30-35')	5/15/2009	NA	<1.0	<1.0	<1.0	<1.0	<1.0	<1.0	<1.0	<1.0	<1.0	<1.0
	12/30/2009	<5.0	<5.0	<1.0	<1.0	<1.0	<1.0	<1.0	<1.0	<1.0	<1.0	<1.0
	3/15/2010	<5.0	<5.0	<1.0	<1.0	<1.0	<1.0	<1.0	<1.0	<1.0	<1.0	<1.0
	5/14/2010	<5.0	<5.0	<1.0	<1.0	<1.0	<1.0	<1.0	<1.0	<1.0	<1.0	<1.0
	9/8/2010	<5.0	<5.0	<1.0	<1.0	<1.0	<1.0	<1.0	<1.0	<1.0	<1.0	<1.0
	12/17/2010	<5.0	<5.0	<1.0	<1.0	<1.0	<1.0	<1.0	<1.0	<1.0	<1.0	<1.0
	2/17/2011	<5.0	<5.0	<1.0	<1.0	<1.0	<1.0	<1.0	<1.0	<1.0	<1.0	<1.0
	5/12/2011	<5.0	<5.0	<1.0	<1.0	<1.0	<1.0	<1.0	<1.0	<1.0	<1.0	<1.0
	7/25/2011	<5.0	<5.0	<1.0	<1.0	<1.0	<1.0	<1.0	<1.0	<1.0	<1.0	<1.0
	10/7/2011	<5.0	<5.0	<1.0	<1.0	<1.0	<1.0	<1.0	<1.0	<1.0	<1.0	<1.0
	1/5/2012	<5.0	<5.0	<1.0	<1.0	<1.0	<1.0	<1.0	<1.0	<1.0	<1.0	<1.0
	4/5/2012	<5.0	<5.0	<1.0	<1.0	<1.0	<1.0	<1.0	<1.0	<1.0	<1.0	<1.0

Notes:
Residential and Non-Residential Drinking Water (DW) Criteria, Groundwater Surface Water Interface (GSI) Criteria, and Groundwater Contact Criteria from MDEQ RRD Op Memo 1 Part 201 Generic Cleanup Criteria/Part 213 Risk Based Cleanup Levels, January 23, 2006, as amended March 25, 2011.
Groundwater Screening Levels (GWSLs) for Vapor Intrusion were calculated in accordance with the MDEQ Remediation and Redevelopment Division Program Redesign 2009 document titled *Background Document: Draft Proposed Vapor Intrusion Indoor Air Criteria (IAC), Soil Gas Criteria (SGC), and Groundwater Screening Levels (GW_{VI} SLs) for Vapor Intrusion,* using both residential and non-residential exposure scenarios and the most recent chemical specific toxicity values accepted and/or published by the United States Environmental Protection Agency (USEPA) as of February 1, 2012.
ug/L = micrograms per liter
NC = No criteria
NA = Not analyzed
Bold font denotes concentrations detected above laboratory reporting limits
Denotes concentrations above one or more criteria
1) Criterion is not protective for surface water used as a drinking water source as described in footnote {X} of MDEQ Op Memo 1 Part 201, Attachment 1.
2) Compound may exhibit characteristic ignitability as defined in 40 C.F.R. § 261.21
3) The average temperature in this sample shipment exceeded the recommended temperature range. Sample results are approximate.
4) Quality control results for trichloroethene are outside the established control limits, the result is approximate.
5) Headspace present in the sample, results are approximate.

US EPA ARCHIVE DOCUMENT

Table 3
Summary of Detected Volatile Organic Compounds in Groundwater
Former Tecumseh Products Company Site
Tecumseh, Michigan
Second Quarter 2012

Analyte		2-Butanone	Chloroethane	1,1-Dichloroethane	1,1-Dichloroethene[2]	cis-1,2-Dichloroethene	trans-1,2-Dichloroethene	Tetrachloroethene	1,1,1-Trichloroethane	Trichloroethene	Trichloro-fluoromethane	Vinyl Chloride
Residential DW Criteria		13,000	430	880	7.0	70	100	5.0	200	5.0	2,600	2.0
Non-Residential DW Criteria		38,000	1,700	2,500	7.0	70	100	5.0	200	5.0	7,300	2.0
GSI Criteria		2,200	1,100	740	130	620	1,500[1]	60[1]	89	200[1]	NC	13[1]
Residential GWSLs for Vapor Intrusion		4.5E+06	NC	130	390	440	330	11	15,000	9.9	370	5.0
Non-Residential GWSLs for Vapor Intrusion		1.9E+07	NC	670	1,600	1,800	1,400	55	63,000	42	1,600	50
Groundwater Contact Criteria		2.4E+08	4.4E+05	2.4E+06	11,000	2.0E+05	2.2E+05	12,000	1.3E+06	22,000	1.1E+06	1,000
Units		ug/L	ug/L	ug/L	ug/L	ug/L	ug/L	ug/L	ug/L	ug/L	ug/L	ug/L
MW-17s (3-8')	7/23/2009	<5.0	<5.0	<1.0	<1.0	<1.0	<1.0	<1.0	<1.0	<1.0	<1.0	<1.0
	12/7/2009	<5.0	<5.0	<1.0	<1.0	<1.0	<1.0	<1.0	<1.0	<1.0	<1.0	<1.0
	3/18/2010	<5.0	<5.0	<1.0	<1.0	<1.0	<1.0	<1.0	<1.0	<1.0	<1.0	<1.0
	5/12/2010	<5.0	<5.0	<1.0	<1.0	<1.0	<1.0	<1.0	<1.0	<1.0	<1.0	<1.0
	9/8/2010	<5.0	<5.0	<1.0	<1.0	<1.0	<1.0	<1.0	<1.0	<1.0	<1.0	<1.0
	12/16/2010	<5.0	<5.0	<1.0	<1.0	<1.0	<1.0	<1.0	<1.0	<1.0	<1.0	<1.0
	2/15/2011	<5.0	<5.0	<1.0	<1.0	<1.0	<1.0	<1.0	<1.0	<1.0	<1.0	<1.0
	5/11/2011[3]	<5.0	<5.0	<1.0	<1.0	<1.0	<1.0	<1.0	<1.0	<1.0	<1.0	<1.0
	7/21/2011	<5.0	<5.0	<1.0	<1.0	<1.0	<1.0	<1.0	<1.0	<1.0	<1.0	<1.0
	10/4/2011	<5.0	<5.0	<1.0	<1.0	<1.0	<1.0	<1.0	<1.0	<1.0	<1.0	<1.0
	1/5/2012	<5.0	<5.0	<1.0	<1.0	<1.0	<1.0	<1.0	<1.0	<1.0	<1.0	<1.0
	4/2/2012	<5.0	<5.0	<1.0	<1.0	<1.0	<1.0	<1.0	<1.0	<1.0	<1.0	<1.0
MW-18s (26-31')	12/8/2009	<5.0	<5.0	<1.0	<1.0	<1.0	<1.0	<1.0	<1.0	<1.0	<1.0	<1.0
	3/16/2010	<5.0	<5.0	<1.0	<1.0	<1.0	<1.0	<1.0	<1.0	<1.0	<1.0	<1.0
	5/12/2010	<5.0	<5.0	<1.0	<1.0	<1.0	<1.0	<1.0	<1.0	<1.0	<1.0	<1.0
	9/8/2010	<5.0	<5.0	<1.0	<1.0	<1.0	<1.0	<1.0	<1.0	<1.0	<1.0	<1.0
	12/20/2010	<5.0	<5.0	<1.0	<1.0	<1.0	<1.0	<1.0	<1.0	<1.0	<1.0	<1.0
	2/17/2011	<5.0	<5.0	<1.0	<1.0	<1.0	<1.0	<1.0	<1.0	<1.0	<1.0	<1.0
	5/9/2011[3]	<5.0	<5.0	<1.0	<1.0	<1.0	<1.0	<1.0	<1.0	<1.0	<1.0	<1.0
	7/22/2011	<5.0	<5.0	<1.0	<1.0	<1.0	<1.0	<1.0	<1.0	<1.0	<1.0	<1.0
	10/5/2011	<5.0	<5.0	<1.0	<1.0	<1.0	<1.0	<1.0	<1.0	<1.0	<1.0	<1.0
	1/5/2012	<5.0	<5.0	<1.0	<1.0	<1.0	<1.0	<1.0	<1.0	<1.0	<1.0	<1.0
	4/3/2012	<5.0	<5.0	<1.0	<1.0	<1.0	<1.0	<1.0	<1.0	<1.0	<1.0	<1.0

Notes:
Residential and Non-Residential Drinking Water (DW) Criteria, Groundwater Surface Water Interface (GSI) Criteria, and Groundwater Contact Criteria from MDEQ RRD Op Memo 1 Part 201 Generic Cleanup Criteria/Part 213 Risk Based Cleanup Levels, January 23, 2006, as amended March 25, 2011.
Groundwater Screening Levels (GWSLs) for Vapor Intrusion were calculated in accordance with the MDEQ Remediation and Redevelopment Division Program Redesign 2009 document titled *Background Document: Draft Proposed Vapor Intrusion Indoor Air Criteria (IAC), Soil Gas Criteria (SGC), and Groundwater Screening Levels (GW_{vi} SLs) for Vapor Intrusion,* using both residential and non-residential exposure scenarios and the most recent chemical specific toxicity values accepted and/or published by the United States Environmental Protection Agency (USEPA) as of February 1, 2012.
ug/L = micrograms per liter
NC = No criteria
NA = Not analyzed
Bold font denotes concentrations detected above laboratory reporting limits
Denotes concentrations above one or more criteria
1) Criterion is not protective for surface water used as a drinking water source as described in footnote {X} of MDEQ Op Memo 1 Part 201, Attachment 1.
2) Compound may exhibit characteristic ignitability as defined in 40 C.F.R. § 261.21
3) The average temperature in this sample shipment exceeded the recommended temperature range. Sample results are approximate.
4) Quality control results for trichloroethene are outside the established control limits, the result is approximate.
5) Headspace present in the sample, results are approximate.

US EPA ARCHIVE DOCUMENT

Table 3
Summary of Detected Volatile Organic Compounds in Groundwater
Former Tecumseh Products Company Site
Tecumseh, Michigan
Second Quarter 2012

Analyte		2-Butanone	Chloroethane	1,1-Dichloroethane	1,1-Dichloroethene[2]	cis-1,2-Dichloroethene	trans-1,2-Dichloroethene	Tetrachloroethene	1,1,1-Trichloroethane	Trichloroethene	Trichloro-fluoromethane	Vinyl Chloride
Residential DW Criteria		13,000	430	880	7.0	70	100	5.0	200	5.0	2,600	2.0
Non-Residential DW Criteria		38,000	1,700	2,500	7.0	70	100	5.0	200	5.0	7,300	2.0
GSI Criteria		2,200	1,100	740	130	620	1,500[1]	60[1]	89	200[1]	NC	13[1]
Residential GWSLs for Vapor Intrusion		4.5E+06	NC	130	390	440	330	11	15,000	9.9	370	5.0
Non-Residential GWSLs for Vapor Intrusion		1.9E+07	NC	670	1,600	1,800	1,400	55	63,000	42	1,600	50
Groundwater Contact Criteria		2.4E+08	4.4E+05	2.4E+06	11,000	2.0E+05	2.2E+05	12,000	1.3E+06	22,000	1.1E+06	1,000
Units		ug/L	ug/L	ug/L	ug/L	ug/L	ug/L	ug/L	ug/L	ug/L	ug/L	ug/L
MW-19s (25-30')	12/8/2009	<5.0	<5.0	<1.0	<1.0	<1.0	<1.0	<1.0	**1.8**	**31**	<1.0	<1.0
	1/13/2010	<5.0	<5.0	<1.0	<1.0	<1.0	<1.0	**1.2**	**2.3**	**36**	<1.0	<1.0
	3/16/2010	<5.0	<5.0	<1.0	<1.0	<1.0	<1.0	**1.1**	**1.7**	**36**	<1.0	<1.0
	5/18/2010	<5.0	<5.0	<1.0	<1.0	<1.0	<1.0	<1.0	**1.6**	**32**	<1.0	<1.0
	9/10/2010	<5.0	<5.0	<1.0	<1.0	<1.0	<1.0	**1.2**	**1.8**	**33**	<1.0	<1.0
	12/20/2010	<5.0	<5.0	<1.0	<1.0	<1.0	<1.0	<1.0	**1.8**	**37**	<1.0	<1.0
	2/18/2011	<5.0	<5.0	<1.0	<1.0	<1.0	<1.0	**1.1**	**1.8**	**41**	<1.0	<1.0
	5/10/2011[3]	<5.0	<5.0	<1.0	<1.0	<1.0	<1.0	<1.0	**1.5**	**28**	<1.0	<1.0
	7/25/2011	<5.0	<5.0	<1.0	<1.0	<1.0	<1.0	**1.0**	**1.4**	**27**	<1.0	<1.0
	10/5/2011	<5.0	<5.0	<1.0	<1.0	<1.0	<1.0	**1.1**	**1.7**	**28**	<1.0	<1.0
	1/9/2012	<5.0	<5.0	<1.0	<1.0	<1.0	<1.0	**1.2**	**1.9**	**34**	<1.0	<1.0
	4/3/2012	<5.0	<5.0	<1.0	<1.0	<1.0	<1.0	**1.1**	**1.5**	**32**	<1.0	<1.0
DUP-03 (MW-19s)	9/10/2010	<5.0	<5.0	<1.0	<1.0	<1.0	<1.0	**1.0**	**1.7**	**32**	<1.0	<1.0
DUP-02 (MW-19s)	2/18/2011	<5.0	<5.0	<1.0	<1.0	<1.0	<1.0	**1.1**	**1.8**	**39**	<1.0	<1.0
	5/10/2011[3]	<5.0	<5.0	<1.0	<1.0	<1.0	<1.0	<1.0	**1.6**	**29**	<1.0	<1.0
	7/25/2011	<5.0	<5.0	<1.0	<1.0	<1.0	<1.0	**1.1**	**1.4**	**27**	<1.0	<1.0
	10/5/2011	<5.0	<5.0	<1.0	<1.0	<1.0	<1.0	**1.1**	**1.6**	**28**	<1.0	<1.0
	1/9/2012	<5.0	<5.0	<1.0	<1.0	<1.0	<1.0	**1.2**	**1.8**	**34**	<1.0	<1.0
	4/3/2012	<5.0	<5.0	<1.0	<1.0	<1.0	<1.0	**1.1**	**1.6**	**32**	<1.0	<1.0
MW-19d (40-45')	12/8/2009	<5.0	<5.0	<1.0	<1.0	<1.0	<1.0	<1.0	<1.0	<1.0	<1.0	<1.0
	3/16/2010	<5.0	<5.0	<1.0	<1.0	<1.0	<1.0	<1.0	<1.0	<1.0	<1.0	<1.0
	5/12/2010	<5.0	<5.0	<1.0	<1.0	<1.0	<1.0	<1.0	<1.0	<1.0	<1.0	<1.0
	9/8/2010	<5.0	<5.0	<1.0	<1.0	<1.0	<1.0	<1.0	<1.0	<1.0	<1.0	<1.0
	12/20/2010	<5.0	<5.0	<1.0	<1.0	<1.0	<1.0	<1.0	<1.0	<1.0	<1.0	<1.0
	2/18/2011	<5.0	<5.0	<1.0	<1.0	<1.0	<1.0	<1.0	<1.0	<1.0	<1.0	<1.0
	5/10/2011[3]	<5.0	<5.0	<1.0	<1.0	<1.0	<1.0	<1.0	<1.0	<1.0	<1.0	<1.0
	7/25/2011	<5.0	<5.0	<1.0	<1.0	<1.0	<1.0	<1.0	<1.0	<1.0	<1.0	<1.0
	10/5/2011	<5.0	<5.0	<1.0	<1.0	<1.0	<1.0	<1.0	<1.0	<1.0	<1.0	<1.0
	1/5/2012	<5.0	<5.0	<1.0	<1.0	<1.0	<1.0	<1.0	<1.0	<1.0	<1.0	<1.0
	4/3/2012	<5.0	<5.0	<1.0	<1.0	<1.0	<1.0	<1.0	<1.0	<1.0	<1.0	<1.0
DUP-01 (MW-19d)	5/12/2010	<5.0	<5.0	<1.0	<1.0	<1.0	<1.0	<1.0	<1.0	<1.0	<1.0	<1.0

Notes:
Residential and Non-Residential Drinking Water (DW) Criteria, Groundwater Surface Water Interface (GSI) Criteria, and Groundwater Contact Criteria from MDEQ RRD Op Memo 1 Part 201 Generic Cleanup Criteria/Part 213 Risk Based Cleanup Levels, January 23, 2006, as amended March 25, 2011.
Groundwater Screening Levels (GWSLs) for Vapor Intrusion were calculated in accordance with the MDEQ Remediation and Redevelopment Division Program Redesign 2009 document titled *Background Document: Draft Proposed Vapor Intrusion Indoor Air Criteria (IAC), Soil Gas Criteria (SGC), and Groundwater Screening Levels (GW_{VI} SLs) for Vapor Intrusion,* using both residential and non-residential exposure scenarios and the most recent chemical specific toxicity values accepted and/or published by the United States Environmental Protection Agency (USEPA) as of February 1, 2012.
ug/L = micrograms per liter
NC = No criteria
NA = Not analyzed
Bold font denotes concentrations detected above laboratory reporting limits
Denotes concentrations above one or more criteria
1) Criterion is not protective for surface water used as a drinking water source as described in footnote {X} of MDEQ Op Memo 1 Part 201, Attachment 1.
2) Compound may exhibit characteristic ignitability as defined in 40 C.F.R. § 261.21
3) The average temperature in this sample shipment exceeded the recommended temperature range. Sample results are approximate.
4) Quality control results for trichloroethene are outside the established control limits, the result is approximate.
5) Headspace present in the sample, results are approximate.

US EPA ARCHIVE DOCUMENT

Table 3
Summary of Detected Volatile Organic Compounds in Groundwater
Former Tecumseh Products Company Site
Tecumseh, Michigan
Second Quarter 2012

Analyte		2-Butanone	Chloroethane	1,1-Dichloroethane	1,1-Dichloroethene[2]	cis-1,2-Dichloroethene	trans-1,2-Dichloroethene	Tetrachloroethene	1,1,1-Trichloroethane	Trichloroethene	Trichloro-fluoromethane	Vinyl Chloride
Residential DW Criteria		13,000	430	880	7.0	70	100	5.0	200	5.0	2,600	2.0
Non-Residential DW Criteria		38,000	1,700	2,500	7.0	70	100	5.0	200	5.0	7,300	2.0
GSI Criteria		2,200	1,100	740	130	620	1,500[1]	60[1]	89	200[1]	NC	13[1]
Residential GWSLs for Vapor Intrusion		4.5E+06	NC	130	390	440	330	11	15,000	9.9	370	5.0
Non-Residential GWSLs for Vapor Intrusion		1.9E+07	NC	670	1,600	1,800	1,400	55	63,000	42	1,600	50
Groundwater Contact Criteria		2.4E+08	4.4E+05	2.4E+06	11,000	2.0E+05	2.2E+05	12,000	1.3E+06	22,000	1.1E+06	1,000
Units		ug/L	ug/L	ug/L	ug/L	ug/L	ug/L	ug/L	ug/L	ug/L	ug/L	ug/L
MW-20s (8-13')	12/30/2009	<5.0	<5.0	**48**	**4.0**	**9.6**	<1.0	<1.0	**150**	**71**	**2.9**	<1.0
	1/13/2010	<5.0	<5.0	**50**	**3.5**	**9.0**	<1.0	<1.0	**170**	**70**	**2.8**	<1.0
	3/17/2010	<5.0	<5.0	**51**	**3.8**	**9.4**	<1.0	<1.0	**160**	**64**	**3.2**	<1.0
	5/18/2010	<10	<10	**58**	**5.1**	**12**	<2.0	<2.0	**210**	**94**	**3.4**	<2.0
	9/10/2010	<10	<10	**34**	**4.2**	**9.7**	<2.0	<2.0	**230**	**110**	**3.8**	<2.0
	12/21/2010	<10	<10	**24**	**3.6**	**6.1**	<2.0	<2.0	**200**	**89**	**3.6**	<2.0
	2/18/2011	<10	<10	**19**	**3.3**	**5.5**	<2.0	<2.0	**190**	**93**	**3.5**	<2.0
	5/13/2011	<10	<10	**14**	**2.8**	**4.1**	<2.0	<2.0	**190**	**91**	**2.9**	<2.0
	7/25/2011	<10	<10	**6.5**	<2.0	**2.4**	<2.0	<2.0	**190**	**100**	**2.3**	<2.0
	10/10/2011	<10	<10	**5.8**	<2.0	<2.0	<2.0	<2.0	**190**	**110**	**3.1**	<2.0
	1/9/2012	<5.0	<5.0	**6.0**	**1.4**	**1.9**	<1.0	<1.0	**190**	**100**	**3.2**	<1.0
	4/9/2012	<5.0	<5.0	**11**	**1.1**	**2.0**	<1.0	<1.0	**180**	**100**	**2.6**	<1.0
MW-20d (38.5-43.5')	12/30/2009	<5.0	<5.0	**1.2**	<1.0	**86**	<1.0	<1.0	**1.9**	<1.0	<1.0	**3.5**
	1/13/2010	<5.0	<5.0	<1.0	<1.0	**94**	**2.0**	<1.0	<1.0	<1.0	<1.0	**3.7**
	3/17/2010	<5.0	<5.0	<1.0	<1.0	**85**	<1.0	<1.0	<1.0	<1.0	<1.0	**4.4**
	5/18/2010	<5.0	<5.0	<1.0	<1.0	**120**	<1.0	<1.0	<1.0	<1.0	<1.0	**3.7**
	9/10/2010	<5.0	<5.0	<1.0	<1.0	**95**	<1.0	<1.0	<1.0	<1.0	<1.0	<1.0
	12/21/2010	<5.0	<5.0	<1.0	<1.0	**200**	<1.0	<1.0	<1.0	<1.0	<1.0	**3.5**
	2/18/2011	<10	<10	<2.0	<2.0	**190**	<2.0	<2.0	<2.0	<2.0	<2.0	**3.2**
	5/13/2011	<10	<10	<2.0	<2.0	**170**	<2.0	<2.0	<2.0	<2.0	<2.0	**2.6**
	7/25/2011	<5.0	<5.0	<1.0	<1.0	**170**	<1.0	<1.0	<1.0	<1.0	<1.0	**2.6**
	10/10/2011	<10	<10	<2.0	<2.0	**200**	<2.0	<2.0	<2.0	<2.0	<2.0	**2.5**
	1/9/2012	<5.0	<5.0	<1.0	<1.0	**140**	<1.0	<1.0	<1.0	<1.0	<1.0	**6**
	4/9/2012	<5.0	<5.0	<1.0	<1.0	**190**	<1.0	<1.0	<1.0	**1.0**	<1.0	**10**
DUP-03 (MW-20d)	5/18/2010	<5.0	<5.0	<1.0	<1.0	**120**	**1.0**	<1.0	<1.0	<1.0	<1.0	**3.7**

Notes:
Residential and Non-Residential Drinking Water (DW) Criteria, Groundwater Surface Water Interface (GSI) Criteria, and Groundwater Contact Criteria from MDEQ RRD Op Memo 1 Part 201 Generic Cleanup Criteria/Part 213 Risk Based Cleanup Levels, January 23, 2006, as amended March 25, 2011.
Groundwater Screening Levels (GWSLs) for Vapor Intrusion were calculated in accordance with the MDEQ Remediation and Redevelopment Division Program Redesign 2009 document titled *Background Document: Draft Proposed Vapor Intrusion Indoor Air Criteria (IAC), Soil Gas Criteria (SGC), and Groundwater Screening Levels (GW_{VI} SLs) for Vapor Intrusion,* using both residential and non-residential exposure scenarios and the most recent chemical specific toxicity values accepted and/or published by the United States Environmental Protection Agency (USEPA) as of February 1, 2012.
ug/L = micrograms per liter
NC = No criteria
NA = Not analyzed
Bold font denotes concentrations detected above laboratory reporting limits
Denotes concentrations above one or more criteria
1) Criterion is not protective for surface water used as a drinking water source as described in footnote {X} of MDEQ Op Memo 1 Part 201, Attachment 1.
2) Compound may exhibit characteristic ignitability as defined in 40 C.F.R. § 261.21
3) The average temperature in this sample shipment exceeded the recommended temperature range. Sample results are approximate.
4) Quality control results for trichloroethene are outside the established control limits, the result is approximate.
5) Headspace present in the sample, results are approximate.

US EPA ARCHIVE DOCUMENT

Table 3
Summary of Detected Volatile Organic Compounds in Groundwater
Former Tecumseh Products Company Site
Tecumseh, Michigan
Second Quarter 2012

Analyte		2-Butanone	Chloroethane	1,1-Dichloroethane	1,1-Dichloroethene[2]	cis-1,2-Dichloroethene	trans-1,2-Dichloroethene	Tetrachloroethene	1,1,1-Trichloroethane	Trichloroethene	Trichloro-fluoromethane	Vinyl Chloride
Residential DW Criteria		13,000	430	880	7.0	70	100	5.0	200	5.0	2,600	2.0
Non-Residential DW Criteria		38,000	1,700	2,500	7.0	70	100	5.0	200	5.0	7,300	2.0
GSI Criteria		2,200	1,100	740	130	620	1,500[1]	60[1]	89	200[1]	NC	13[1]
Residential GWSLs for Vapor Intrusion		4.5E+06	NC	130	390	440	330	11	15,000	9.9	370	5.0
Non-Residential GWSLs for Vapor Intrusion		1.9E+07	NC	670	1,600	1,800	1,400	55	63,000	42	1,600	50
Groundwater Contact Criteria		2.4E+08	4.4E+05	2.4E+06	11,000	2.0E+05	2.2E+05	12,000	1.3E+06	22,000	1.1E+06	1,000
Units		ug/L	ug/L	ug/L	ug/L	ug/L	ug/L	ug/L	ug/L	ug/L	ug/L	ug/L
MW-21 (28.5-33.5')	12/8/2009	<50	<50	**31**	<10	**59**	<10	<10	**54**	**840**	<10	<10
	1/13/2010	<50	<50	**28**	<10	**62**	<10	<10	**56**	**730**	<10	<10
	3/23/2010	<5.0	<5.0	**33**	**2.2**	**81**	**7.5**	<1.0	**62**	**850**	<1.0	<1.0
	5/18/2010	<50	<50	**35**	<10	**89**	<10	<10	**63**	**830**	<10	<10
	10/15/2010	<50	<50	**26**	<10	**80**	<10	<10	**59**	**810**	<10	<10
	12/22/2010	<50	<50	**25**	<10	**69**	<10	<10	**55**	**730**	<10	<10
	2/24/2011	<50	<50	**25**	<10	**66**	<10	<10	**52**	**730**	<10	<10
	5/11/2011[3]	<50	<50	**24**	<10	**65**	<10	<10	**49**	**740**	<10	<10
	7/28/2011	<50	<50	**22**	<10	**77**	<10	<10	**54**	**1,000**	<10	<10
	10/6/2011	<50	<50	**22**	<10	**74**	<10	<10	**55**	**960**	<10	<10
	1/10/2012	<50	<50	**27**	<10	**79**	<10	<10	**64**	**990**	<10	<10
	4/4/2012	<50	<50	**25**	<10	**81**	<10	<10	**55**	**980**	<10	<10
DUP-02 (MW-21)	3/23/2010	<5.0	<5.0	**33**	**2.2**	**79**	**7.8**	<1.0	**61**	**810**	<1.0	<1.0
DUP-03 (MW-21)	2/24/2011	<50	<50	**24**	<10	**66**	<10	<10	**50**	**740**	<10	<10
	5/11/2011[3]	<50	<50	**24**	<10	**66**	<10	<10	**49**	**750**	<10	<10
	7/28/2011	<50	<50	**23**	<10	**78**	<10	<10	**57**	**1,000**	<10	<10
	10/6/2011	<50	<50	**21**	<10	**73**	<10	<10	**52**	**910**	<10	<10
	1/10/2012	<50	<50	**27**	<10	**85**	<10	<10	**66**	**1,000**	<10	<10
	4/4/2012	<50	<50	**24**	<10	**81**	<10	<10	**61**	**970**	<10	<10
MW-22 (25-30')	12/7/2009	<5.0	<5.0	<1.0	<1.0	<1.0	<1.0	<1.0	<1.0	<1.0	<1.0	**10**
	3/18/2010	<5.0	<5.0	<1.0	<1.0	<1.0	<1.0	<1.0	<1.0	<1.0	<1.0	**8.5**
	5/18/2010	<5.0	<5.0	<1.0	<1.0	<1.0	<1.0	<1.0	<1.0	<1.0	<1.0	**2.0**
	9/10/2010	<5.0	<5.0	<1.0	<1.0	<1.0	<1.0	<1.0	<1.0	<1.0	<1.0	**4.3**
	12/22/2010	<5.0	<5.0	<1.0	<1.0	<1.0	<1.0	<1.0	<1.0	<1.0	<1.0	**3.0**
	2/24/2011	<5.0	<5.0	<1.0	<1.0	<1.0	<1.0	<1.0	<1.0	<1.0	<1.0	**2.3**
	5/11/2011[3]	<5.0	<5.0	<1.0	<1.0	<1.0	<1.0	<1.0	<1.0	<1.0	<1.0	**1.4**
	7/21/2011	<5.0	<5.0	<1.0	<1.0	<1.0	<1.0	<1.0	<1.0	<1.0	<1.0	**2.8**
	10/4/2011	<5.0	<5.0	<1.0	<1.0	<1.0	<1.0	<1.0	<1.0	<1.0	<1.0	**6.2**
	1/9/2012	<5.0	<5.0	<1.0	<1.0	<1.0	<1.0	<1.0	<1.0	<1.0	<1.0	**8.4**
	4/5/2012	<5.0	<5.0	<1.0	<1.0	<1.0	<1.0	<1.0	<1.0	<1.0	<1.0	**12**

Notes:
Residential and Non-Residential Drinking Water (DW) Criteria, Groundwater Surface Water Interface (GSI) Criteria, and Groundwater Contact Criteria from MDEQ RRD Op Memo 1 Part 201 Generic Cleanup Criteria/Part 213 Risk Based Cleanup Levels, January 23, 2006, as amended March 25, 2011.
Groundwater Screening Levels (GWSLs) for Vapor Intrusion were calculated in accordance with the MDEQ Remediation and Redevelopment Division Program Redesign 2009 document titled *Background Document: Draft Proposed Vapor Intrusion Indoor Air Criteria (IAC), Soil Gas Criteria (SGC), and Groundwater Screening Levels (GW_{VI} SLs) for Vapor Intrusion,* using both residential and non-residential exposure scenarios and the most recent chemical specific toxicity values accepted and/or published by the United States Environmental Protection Agency (USEPA) as of February 1, 2012.
ug/L = micrograms per liter
NC = No criteria
NA = Not analyzed
Bold font denotes concentrations detected above laboratory reporting limits
Denotes concentrations above one or more criteria
1) Criterion is not protective for surface water used as a drinking water source as described in footnote {X} of MDEQ Op Memo 1 Part 201, Attachment 1.
2) Compound may exhibit characteristic ignitability as defined in 40 C.F.R. § 261.21
3) The average temperature in this sample shipment exceeded the recommended temperature range. Sample results are approximate.
4) Quality control results for trichloroethene are outside the established control limits, the result is approximate.
5) Headspace present in the sample, results are approximate.

US EPA ARCHIVE DOCUMENT

Table 3
Summary of Detected Volatile Organic Compounds in Groundwater
Former Tecumseh Products Company Site
Tecumseh, Michigan
Second Quarter 2012

Analyte		2-Butanone	Chloroethane	1,1-Dichloroethane	1,1-Dichloroethene[2]	cis-1,2-Dichloroethene	trans-1,2-Dichloroethene	Tetrachloroethene	1,1,1-Trichloroethane	Trichloroethene	Trichloro-fluoromethane	Vinyl Chloride
Residential DW Criteria		13,000	430	880	7.0	70	100	5.0	200	5.0	2,600	2.0
Non-Residential DW Criteria		38,000	1,700	2,500	7.0	70	100	5.0	200	5.0	7,300	2.0
GSI Criteria		2,200	1,100	740	130	620	1,500[1]	60[1]	89	200[1]	NC	13[1]
Residential GWSLs for Vapor Intrusion		4.5E+06	NC	130	390	440	330	11	15,000	9.9	370	5.0
Non-Residential GWSLs for Vapor Intrusion		1.9E+07	NC	670	1,600	1,800	1,400	55	63,000	42	1,600	50
Groundwater Contact Criteria		2.4E+08	4.4E+05	2.4E+06	11,000	2.0E+05	2.2E+05	12,000	1.3E+06	22,000	1.1E+06	1,000
Units		ug/L	ug/L	ug/L	ug/L	ug/L	ug/L	ug/L	ug/L	ug/L	ug/L	ug/L
MW-23 (17-22')	12/8/2009	<5.0	<5.0	<1.0	<1.0	<1.0	<1.0	<1.0	<1.0	<1.0	<1.0	**3.2**
	1/13/2010	<5.0	<5.0	<1.0	<1.0	<1.0	<1.0	<1.0	<1.0	<1.0	<1.0	**7.6**
	3/16/2010	<5.0	<5.0	<1.0	<1.0	<1.0	<1.0	<1.0	<1.0	<1.0	<1.0	**4.0**
	5/18/2010	<5.0	<5.0	<1.0	<1.0	<1.0	<1.0	<1.0	<1.0	<1.0	<1.0	**6.1**
	9/10/2010	<5.0	<5.0	<1.0	<1.0	<1.0	<1.0	<1.0	<1.0	<1.0	<1.0	**9.0**
	12/21/2010	<5.0	<5.0	<1.0	<1.0	<1.0	<1.0	<1.0	<1.0	<1.0	<1.0	**17**
	2/18/2011	<5.0	<5.0	<1.0	<1.0	<1.0	<1.0	<1.0	<1.0	<1.0	<1.0	**18**
	5/10/2011[3]	<5.0	<5.0	<1.0	<1.0	<1.0	<1.0	<1.0	<1.0	<1.0	<1.0	**25**
	7/25/2011	<5.0	<5.0	<1.0	<1.0	<1.0	<1.0	<1.0	<1.0	<1.0	<1.0	**23**
	10/5/2011	<5.0	<5.0	<1.0	<1.0	<1.0	<1.0	<1.0	<1.0	<1.0	<1.0	**56**
	11/4/2011	<5.0	<5.0	<1.0	<1.0	<1.0	<1.0	<1.0	<1.0	<1.0	<1.0	**11**
	1/9/2012	<5.0	<5.0	<1.0	<1.0	<1.0	<1.0	<1.0	<1.0	<1.0	<1.0	**48**
	4/3/2012	<5.0	<5.0	<1.0	<1.0	<1.0	<1.0	<1.0	<1.0	<1.0	<1.0	**85**
MW-24s (18.5'-23.5')	12/8/2009	<5.0	<5.0	<1.0	<1.0	<1.0	<1.0	<1.0	<1.0	<1.0	<1.0	<1.0
	3/15/2010	<5.0	<5.0	<1.0	<1.0	<1.0	<1.0	<1.0	<1.0	<1.0	<1.0	<1.0
	5/12/2010	<5.0	<5.0	<1.0	<1.0	<1.0	<1.0	<1.0	<1.0	<1.0	<1.0	<1.0
	9/8/2010	<5.0	<5.0	<1.0	<1.0	<1.0	<1.0	<1.0	<1.0	<1.0	<1.0	<1.0
	12/14/2010	<5.0	<5.0	<1.0	<1.0	<1.0	<1.0	<1.0	<1.0	<1.0	<1.0	<1.0
	2/14/2011	<5.0	<5.0	<1.0	<1.0	<1.0	<1.0	<1.0	<1.0	<1.0	<1.0	<1.0
	5/9/2011[3]	<5.0	<5.0	<1.0	<1.0	<1.0	<1.0	<1.0	<1.0	<1.0	<1.0	<1.0
	7/19/2011	<5.0	<5.0	<1.0	<1.0	<1.0	<1.0	<1.0	<1.0	<1.0	<1.0	<1.0
	10/4/2011	<5.0	<5.0	<1.0	<1.0	<1.0	<1.0	<1.0	<1.0	<1.0	<1.0	<1.0
	1/5/2012	<5.0	<5.0	<1.0	<1.0	<1.0	<1.0	<1.0	<1.0	<1.0	<1.0	<1.0
	4/2/2012	<5.0	<5.0	<1.0	<1.0	<1.0	<1.0	<1.0	<1.0	<1.0	<1.0	<1.0

Notes:
Residential and Non-Residential Drinking Water (DW) Criteria, Groundwater Surface Water Interface (GSI) Criteria, and Groundwater Contact Criteria from MDEQ RRD Op Memo 1 Part 201 Generic Cleanup Criteria/Part 213 Risk Based Cleanup Levels, January 23, 2006, as amended March 25, 2011.
Groundwater Screening Levels (GWSLs) for Vapor Intrusion were calculated in accordance with the MDEQ Remediation and Redevelopment Division Program Redesign 2009 document titled *Background Document: Draft Proposed Vapor Intrusion Indoor Air Criteria (IAC), Soil Gas Criteria (SGC), and Groundwater Screening Levels (GW_{VI} SLs) for Vapor Intrusion,* using both residential and non-residential exposure scenarios and the most recent chemical specific toxicity values accepted and/or published by the United States Environmental Protection Agency (USEPA) as of February 1, 2012.
ug/L = micrograms per liter
NC = No criteria
NA = Not analyzed
Bold font denotes concentrations detected above laboratory reporting limits
Denotes concentrations above one or more criteria
1) Criterion is not protective for surface water used as a drinking water source as described in footnote {X} of MDEQ Op Memo 1 Part 201, Attachment 1.
2) Compound may exhibit characteristic ignitability as defined in 40 C.F.R. § 261.21
3) The average temperature in this sample shipment exceeded the recommended temperature range. Sample results are approximate.
4) Quality control results for trichloroethene are outside the established control limits, the result is approximate.
5) Headspace present in the sample, results are approximate.

US EPA ARCHIVE DOCUMENT

Table 3
Summary of Detected Volatile Organic Compounds in Groundwater
Former Tecumseh Products Company Site
Tecumseh, Michigan
Second Quarter 2012

Analyte		2-Butanone	Chloroethane	1,1-Dichloroethane	1,1-Dichloroethene[2]	cis-1,2-Dichloroethene	trans-1,2-Dichloroethene	Tetrachloroethene	1,1,1-Trichloroethane	Trichloroethene	Trichloro-fluoromethane	Vinyl Chloride
Residential DW Criteria		13,000	430	880	7.0	70	100	5.0	200	5.0	2,600	2.0
Non-Residential DW Criteria		38,000	1,700	2,500	7.0	70	100	5.0	200	5.0	7,300	2.0
GSI Criteria		2,200	1,100	740	130	620	1,500[1]	60[1]	89	200[1]	NC	13[1]
Residential GWSLs for Vapor Intrusion		4.5E+06	NC	130	390	440	330	11	15,000	9.9	370	5.0
Non-Residential GWSLs for Vapor Intrusion		1.9E+07	NC	670	1,600	1,800	1,400	55	63,000	42	1,600	50
Groundwater Contact Criteria		2.4E+08	4.4E+05	2.4E+06	11,000	2.0E+05	2.2E+05	12,000	1.3E+06	22,000	1.1E+06	1,000
Units		ug/L	ug/L	ug/L	ug/L	ug/L	ug/L	ug/L	ug/L	ug/L	ug/L	ug/L
MW-24d (39-44')	12/8/2009	<5.0	<5.0	<1.0	<1.0	<1.0	<1.0	<1.0	<1.0	<1.0	<1.0	<1.0
	3/15/2010	<5.0	<5.0	<1.0	<1.0	<1.0	<1.0	<1.0	<1.0	<1.0	<1.0	<1.0
	5/12/2010	<5.0	<5.0	<1.0	<1.0	<1.0	<1.0	<1.0	<1.0	<1.0	<1.0	<1.0
	9/8/2010	<5.0	<5.0	<1.0	<1.0	<1.0	<1.0	<1.0	<1.0	<1.0	<1.0	<1.0
	12/14/2010	<5.0	<5.0	<1.0	<1.0	<1.0	<1.0	<1.0	<1.0	<1.0	<1.0	<1.0
	2/14/2011	<5.0	<5.0	<1.0	<1.0	<1.0	<1.0	<1.0	<1.0	<1.0	<1.0	<1.0
	5/9/2011[3]	<5.0	<5.0	<1.0	<1.0	<1.0	<1.0	<1.0	<1.0	<1.0	<1.0	<1.0
	7/19/2011	<5.0	<5.0	<1.0	<1.0	<1.0	<1.0	<1.0	<1.0	<1.0	<1.0	<1.0
	10/4/2011	<5.0	<5.0	<1.0	<1.0	<1.0	<1.0	<1.0	<1.0	<1.0	<1.0	<1.0
	1/5/2012	<5.0	<5.0	<1.0	<1.0	<1.0	<1.0	<1.0	<1.0	<1.0	<1.0	<1.0
	4/2/2012	<5.0	<5.0	<1.0	<1.0	<1.0	<1.0	<1.0	<1.0	<1.0	<1.0	<1.0
MW-25s (20-25')	12/10/2009	<5.0	<5.0	**1.7**	<1.0	**8.8**	<1.0	<1.0	**4.8**	<1.0	<1.0	<1.0
	3/16/2010	<5.0	<5.0	**1.2**	<1.0	<1.0	<1.0	<1.0	**17**	**1.1**	<1.0	<1.0
	5/14/2010	<5.0	<5.0	**1.2**	<1.0	<1.0	<1.0	<1.0	**18**	**1.0**	<1.0	<1.0
	9/8/2010	<5.0	<5.0	**1.0**	<1.0	<1.0	<1.0	<1.0	**19**	**1.4**	<1.0	<1.0
	12/22/2010	<5.0	<5.0	**1.2**	<1.0	<1.0	<1.0	<1.0	**26**	**2.4**	<1.0	<1.0
	2/24/2011	<5.0	<5.0	<1.0	<1.0	<1.0	<1.0	<1.0	**19**	**2.2**	<1.0	<1.0
	5/13/2011	<5.0	<5.0	<1.0	<1.0	<1.0	<1.0	<1.0	**21**	**2.2**	<1.0	<1.0
	7/28/2011	<5.0	<5.0	<1.0	<1.0	<1.0	<1.0	<1.0	**19**	**2.5**	<1.0	<1.0
	10/10/2011	<5.0	<5.0	<1.0	<1.0	<1.0	<1.0	<1.0	**20**	**2.8**	<1.0	<1.0
	1/5/2012	<5.0	<5.0	<1.0	<1.0	<1.0	<1.0	<1.0	**20**	**3.0**	<1.0	<1.0
	4/9/2012	<5.0	<5.0	<1.0	<1.0	<1.0	<1.0	<1.0	**20**	**3.6**	<1.0	<1.0
DUP-01 (MW-25s)	3/16/2010	<5.0	<5.0	**1.3**	<1.0	<1.0	<1.0	<1.0	**18**	**1.0**	<1.0	<1.0

Notes:
Residential and Non-Residential Drinking Water (DW) Criteria, Groundwater Surface Water Interface (GSI) Criteria, and Groundwater Contact Criteria from MDEQ RRD Op Memo 1 Part 201 Generic Cleanup Criteria/Part 213 Risk Based Cleanup Levels, January 23, 2006, as amended March 25, 2011.
Groundwater Screening Levels (GWSLs) for Vapor Intrusion were calculated in accordance with the MDEQ Remediation and Redevelopment Division Program Redesign 2009 document titled *Background Document: Draft Proposed Vapor Intrusion Indoor Air Criteria (IAC), Soil Gas Criteria (SGC), and Groundwater Screening Levels (GW_{vi} SLs) for Vapor Intrusion,* using both residential and non-residential exposure scenarios and the most recent chemical specific toxicity values accepted and/or published by the United States Environmental Protection Agency (USEPA) as of February 1, 2012.
ug/L = micrograms per liter
NC = No criteria
NA = Not analyzed
Bold font denotes concentrations detected above laboratory reporting limits
Denotes concentrations above one or more criteria
1) Criterion is not protective for surface water used as a drinking water source as described in footnote {X} of MDEQ Op Memo 1 Part 201, Attachment 1.
2) Compound may exhibit characteristic ignitability as defined in 40 C.F.R. § 261.21
3) The average temperature in this sample shipment exceeded the recommended temperature range. Sample results are approximate.
4) Quality control results for trichloroethene are outside the established control limits, the result is approximate.
5) Headspace present in the sample, results are approximate.

US EPA ARCHIVE DOCUMENT

Table 3
Summary of Detected Volatile Organic Compounds in Groundwater
Former Tecumseh Products Company Site
Tecumseh, Michigan
Second Quarter 2012

Analyte		2-Butanone	Chloroethane	1,1-Dichloroethane	1,1-Dichloroethene[2]	cis-1,2-Dichloroethene	trans-1,2-Dichloroethene	Tetrachloroethene	1,1,1-Trichloroethane	Trichloroethene	Trichloro-fluoromethane	Vinyl Chloride
Residential DW Criteria		13,000	430	880	7.0	70	100	5.0	200	5.0	2,600	2.0
Non-Residential DW Criteria		38,000	1,700	2,500	7.0	70	100	5.0	200	5.0	7,300	2.0
GSI Criteria		2,200	1,100	740	130	620	1,500[1]	60[1]	89	200[1]	NC	13[1]
Residential GWSLs for Vapor Intrusion		4.5E+06	NC	130	390	440	330	11	15,000	9.9	370	5.0
Non-Residential GWSLs for Vapor Intrusion		1.9E+07	NC	670	1,600	1,800	1,400	55	63,000	42	1,600	50
Groundwater Contact Criteria		2.4E+08	4.4E+05	2.4E+06	11,000	2.0E+05	2.2E+05	12,000	1.3E+06	22,000	1.1E+06	1,000
Units		ug/L	ug/L	ug/L	ug/L	ug/L	ug/L	ug/L	ug/L	ug/L	ug/L	ug/L
MW-26s (28-33')	4/6/2010	<5.0	<5.0	<1.0	<1.0	<1.0	<1.0	<1.0	<1.0	<1.0	<1.0	<1.0
	5/14/2010	<5.0	<5.0	<1.0	<1.0	<1.0	<1.0	<1.0	<1.0	<1.0	<1.0	<1.0
	9/8/2010	<5.0	<5.0	<1.0	<1.0	<1.0	<1.0	<1.0	<1.0	<1.0	<1.0	<1.0
	12/17/2010	<5.0	<5.0	<1.0	<1.0	<1.0	<1.0	<1.0	<1.0	<1.0	<1.0	<1.0
	2/17/2011	<5.0	<5.0	<1.0	<1.0	<1.0	<1.0	<1.0	<1.0	<1.0	<1.0	<1.0
	5/12/2011	<5.0	<5.0	<1.0	<1.0	<1.0	<1.0	<1.0	<1.0	<1.0	<1.0	<1.0
	7/25/2011	<5.0	<5.0	<1.0	<1.0	<1.0	<1.0	<1.0	<1.0	<1.0	<1.0	<1.0
	10/7/2011	<5.0	<5.0	<1.0	<1.0	<1.0	<1.0	<1.0	<1.0	<1.0	<1.0	<1.0
	1/5/2012	<5.0	<5.0	<1.0	<1.0	<1.0	<1.0	<1.0	<1.0	<1.0	<1.0	<1.0
	4/5/2012	<5.0	<5.0	<1.0	<1.0	<1.0	<1.0	<1.0	<1.0	<1.0	<1.0	<1.0
MW-27s (7-12')	3/23/2010	<5.0	<5.0	<1.0	<1.0	<1.0	<1.0	<1.0	<1.0	<1.0	<1.0	<1.0
	5/17/2010	<5.0	<5.0	<1.0	<1.0	<1.0	<1.0	<1.0	<1.0	**3.0**	<1.0	<1.0
	9/9/2010	<5.0	<5.0	<1.0	<1.0	<1.0	<1.0	<1.0	<1.0	<1.0	<1.0	<1.0
	12/20/2010	<5.0	<5.0	<1.0	<1.0	<1.0	<1.0	<1.0	<1.0	<1.0	<1.0	<1.0
	2/16/2011	<5.0	<5.0	<1.0	<1.0	<1.0	<1.0	<1.0	<1.0	**1.4**	<1.0	<1.0
	5/9/2011[3]	<5.0	<5.0	<1.0	<1.0	<1.0	<1.0	<1.0	<1.0	**1.1**	<1.0	<1.0
	7/21/2011	<5.0	<5.0	<1.0	<1.0	<1.0	<1.0	<1.0	<1.0	<1.0	<1.0	<1.0
	10/5/2011	<5.0	<5.0	<1.0	<1.0	<1.0	<1.0	<1.0	<1.0	<1.0	<1.0	<1.0
	1/6/2012	<5.0	<5.0	<1.0	<1.0	<1.0	<1.0	<1.0	<1.0	<1.0	<1.0	<1.0
	4/3/2012	<5.0	<5.0	<1.0	<1.0	<1.0	<1.0	<1.0	<1.0	<1.0	<1.0	<1.0
DUP-02 (MW-27s)	9/9/2010	<5.0	<5.0	<1.0	<1.0	<1.0	<1.0	<1.0	<1.0	<1.0	<1.0	<1.0
MW-27d (37.5-42.5')	3/23/2010	<5.0	<5.0	<1.0	<1.0	<1.0	<1.0	<1.0	<1.0	<1.0	<1.0	<1.0
	5/17/2010	<5.0	<5.0	<1.0	<1.0	<1.0	<1.0	<1.0	<1.0	<1.0	<1.0	<1.0
	9/9/2010	<5.0	<5.0	<1.0	<1.0	<1.0	<1.0	<1.0	<1.0	<1.0	<1.0	<1.0
	12/20/2010	<5.0	<5.0	<1.0	<1.0	<1.0	<1.0	<1.0	<1.0	<1.0	<1.0	<1.0
	2/16/2011	<5.0	<5.0	<1.0	<1.0	<1.0	<1.0	<1.0	<1.0	<1.0	<1.0	<1.0
	5/9/2011[3]	<5.0	<5.0	<1.0	<1.0	<1.0	<1.0	<1.0	<1.0	<1.0	<1.0	<1.0
	7/22/2011	<5.0	<5.0	<1.0	<1.0	<1.0	<1.0	<1.0	<1.0	<1.0	<1.0	<1.0
	10/5/2011	<5.0	<5.0	<1.0	<1.0	<1.0	<1.0	<1.0	<1.0	<1.0	<1.0	<1.0
	1/6/2012	<5.0	<5.0	<1.0	<1.0	<1.0	<1.0	<1.0	<1.0	<1.0	<1.0	<1.0
	4/3/2012	<5.0	<5.0	<1.0	<1.0	<1.0	<1.0	<1.0	<1.0	<1.0	<1.0	<1.0

Notes:
Residential and Non-Residential Drinking Water (DW) Criteria, Groundwater Surface Water Interface (GSI) Criteria, and Groundwater Contact Criteria from MDEQ RRD Op Memo 1 Part 201 Generic Cleanup Criteria/Part 213 Risk Based Cleanup Levels, January 23, 2006, as amended March 25, 2011.
Groundwater Screening Levels (GWSLs) for Vapor Intrusion were calculated in accordance with the MDEQ Remediation and Redevelopment Division Program Redesign 2009 document titled *Background Document: Draft Proposed Vapor Intrusion Indoor Air Criteria (IAC), Soil Gas Criteria (SGC), and Groundwater Screening Levels (GW_{VI} SLs) for Vapor Intrusion,* using both residential and non-residential exposure scenarios and the most recent chemical specific toxicity values accepted and/or published by the United States Environmental Protection Agency (USEPA) as of February 1, 2012.
ug/L = micrograms per liter
NC = No criteria
NA = Not analyzed
Bold font denotes concentrations detected above laboratory reporting limits
Denotes concentrations above one or more criteria
1) Criterion is not protective for surface water used as a drinking water source as described in footnote {X} of MDEQ Op Memo 1 Part 201, Attachment 1.
2) Compound may exhibit characteristic ignitability as defined in 40 C.F.R. § 261.21
3) The average temperature in this sample shipment exceeded the recommended temperature range. Sample results are approximate.
4) Quality control results for trichloroethene are outside the established control limits, the result is approximate.
5) Headspace present in the sample, results are approximate.

US EPA ARCHIVE DOCUMENT

Table 3
Summary of Detected Volatile Organic Compounds in Groundwater
Former Tecumseh Products Company Site
Tecumseh, Michigan
Second Quarter 2012

Analyte		2-Butanone	Chloroethane	1,1-Dichloroethane	1,1-Dichloroethene(2)	cis-1,2-Dichloroethene	trans-1,2-Dichloroethene	Tetrachloroethene	1,1,1-Trichloroethane	Trichloroethene	Trichloro-fluoromethane	Vinyl Chloride
Residential DW Criteria		13,000	430	880	7.0	70	100	5.0	200	5.0	2,600	2.0
Non-Residential DW Criteria		38,000	1,700	2,500	7.0	70	100	5.0	200	5.0	7,300	2.0
GSI Criteria		2,200	1,100	740	130	620	1,500(1)	60(1)	89	200(1)	NC	13(1)
Residential GWSLs for Vapor Intrusion		4.5E+06	NC	130	390	440	330	11	15,000	9.9	370	5.0
Non-Residential GWSLs for Vapor Intrusion		1.9E+07	NC	670	1,600	1,800	1,400	55	63,000	42	1,600	50
Groundwater Contact Criteria		2.4E+08	4.4E+05	2.4E+06	11,000	2.0E+05	2.2E+05	12,000	1.3E+06	22,000	1.1E+06	1,000
Units		ug/L	ug/L	ug/L	ug/L	ug/L	ug/L	ug/L	ug/L	ug/L	ug/L	ug/L
MW-28s (25-30')	3/23/2010	<5.0	<5.0	<1.0	<1.0	<1.0	<1.0	<1.0	<1.0	<1.0	<1.0	<1.0
	5/17/2010	<5.0	<5.0	<1.0	<1.0	<1.0	<1.0	<1.0	<1.0	<1.0	<1.0	<1.0
	9/9/2010	<5.0	<5.0	<1.0	<1.0	<1.0	<1.0	<1.0	<1.0	<1.0	<1.0	<1.0
	12/17/2010	<5.0	<5.0	<1.0	<1.0	<1.0	<1.0	<1.0	<1.0	<1.0	<1.0	<1.0
	2/16/2011	<5.0	<5.0	<1.0	<1.0	<1.0	<1.0	<1.0	<1.0	<1.0	<1.0	<1.0
	5/12/2011	<5.0	<5.0	<1.0	<1.0	<1.0	<1.0	<1.0	<1.0	<1.0	<1.0	<1.0
	7/22/2011	<5.0	<5.0	<1.0	<1.0	<1.0	<1.0	<1.0	<1.0	<1.0	<1.0	<1.0
	10/7/2011	<5.0	<5.0	<1.0	<1.0	<1.0	<1.0	<1.0	<1.0	<1.0	<1.0	<1.0
	1/6/2012	<5.0	<5.0	<1.0	<1.0	<1.0	<1.0	<1.0	<1.0	**1.1**	<1.0	<1.0
	4/5/2012	<5.0	<5.0	<1.0	<1.0	<1.0	<1.0	<1.0	<1.0	<1.0	<1.0	<1.0
MW-28d (49-54')	3/23/2010	<5.0	<5.0	<1.0	<1.0	<1.0	<1.0	<1.0	<1.0	<1.0	<1.0	<1.0
	5/17/2010	<5.0	<5.0	<1.0	<1.0	<1.0	<1.0	<1.0	<1.0	<1.0	<1.0	<1.0
	9/9/2010	<5.0	<5.0	<1.0	<1.0	<1.0	<1.0	<1.0	<1.0	<1.0	<1.0	<1.0
	12/17/2010	<5.0	<5.0	<1.0	<1.0	<1.0	<1.0	<1.0	<1.0	<1.0	<1.0	<1.0
	2/16/2011	<5.0	<5.0	<1.0	<1.0	<1.0	<1.0	<1.0	<1.0	<1.0	<1.0	<1.0
	5/12/2011	<5.0	<5.0	<1.0	<1.0	<1.0	<1.0	<1.0	<1.0	<1.0	<1.0	<1.0
	7/22/2011	<5.0	<5.0	<1.0	<1.0	<1.0	<1.0	<1.0	<1.0	<1.0	<1.0	<1.0
	10/7/2011	<5.0	<5.0	<1.0	<1.0	<1.0	<1.0	<1.0	<1.0	<1.0	<1.0	<1.0
	1/6/2012	<5.0	<5.0	<1.0	<1.0	<1.0	<1.0	<1.0	<1.0	<1.0	<1.0	<1.0
	4/5/2012	<5.0	<5.0	<1.0	<1.0	<1.0	<1.0	<1.0	<1.0	<1.0	<1.0	<1.0
MW-29s (13-18')	3/18/2010	<5.0	<5.0	<1.0	<1.0	**1.3**	<1.0	<1.0	<1.0	<1.0	<1.0	<1.0
	5/17/2010	<5.0	<5.0	<1.0	<1.0	**1.2**	<1.0	<1.0	<1.0	<1.0	<1.0	<1.0
	9/9/2010	<5.0	<5.0	<1.0	<1.0	**1.4**	<1.0	<1.0	<1.0	<1.0	<1.0	<1.0
	12/15/2010	<5.0	<5.0	<1.0	<1.0	**1.5**	<1.0	<1.0	<1.0	<1.0	<1.0	<1.0
	2/15/2011	<5.0	<5.0	<1.0	<1.0	**1.7**	<1.0	<1.0	<1.0	<1.0	<1.0	<1.0
	5/12/2011	<5.0	<5.0	<1.0	<1.0	<1.0	<1.0	<1.0	<1.0	<1.0	<1.0	<1.0
	7/20/2011	<5.0	<5.0	<1.0	<1.0	**1.1**	<1.0	<1.0	<1.0	<1.0	<1.0	<1.0
	10/10/2011	<5.0	<5.0	<1.0	<1.0	**1.3**	<1.0	<1.0	<1.0	<1.0	<1.0	<1.0
	1/6/2012	<5.0	<5.0	<1.0	<1.0	**1.2**	<1.0	<1.0	<1.0	<1.0	<1.0	<1.0
	4/5/2012	<5.0	<5.0	<1.0	<1.0	**1.1**	<1.0	<1.0	<1.0	<1.0	<1.0	<1.0

Notes:
Residential and Non-Residential Drinking Water (DW) Criteria, Groundwater Surface Water Interface (GSI) Criteria, and Groundwater Contact Criteria from MDEQ RRD Op Memo 1 Part 201 Generic Cleanup Criteria/Part 213 Risk Based Cleanup Levels, January 23, 2006, as amended March 25, 2011.
Groundwater Screening Levels (GWSLs) for Vapor Intrusion were calculated in accordance with the MDEQ Remediation and Redevelopment Division Program Redesign 2009 document titled *Background Document: Draft Proposed Vapor Intrusion Indoor Air Criteria (IAC), Soil Gas Criteria (SGC), and Groundwater Screening Levels (GW_{VI} SLs) for Vapor Intrusion,* using both residential and non-residential exposure scenarios and the most recent chemical specific toxicity values accepted and/or published by the United States Environmental Protection Agency (USEPA) as of February 1, 2012.
ug/L = micrograms per liter
NC = No criteria
NA = Not analyzed
Bold font denotes concentrations detected above laboratory reporting limits
Denotes concentrations above one or more criteria
1) Criterion is not protective for surface water used as a drinking water source as described in footnote {X} of MDEQ Op Memo 1 Part 201, Attachment 1.
2) Compound may exhibit characteristic ignitability as defined in 40 C.F.R. § 261.21
3) The average temperature in this sample shipment exceeded the recommended temperature range. Sample results are approximate.
4) Quality control results for trichloroethene are outside the established control limits, the result is approximate.
5) Headspace present in the sample, results are approximate.

US EPA ARCHIVE DOCUMENT

Table 3
Summary of Detected Volatile Organic Compounds in Groundwater
Former Tecumseh Products Company Site
Tecumseh, Michigan
Second Quarter 2012

Analyte		2-Butanone	Chloroethane	1,1-Dichloroethane	1,1-Dichloroethene[2]	cis-1,2-Dichloroethene	trans-1,2-Dichloroethene	Tetrachloroethene	1,1,1-Trichloroethane	Trichloroethene	Trichloro-fluoromethane	Vinyl Chloride
Residential DW Criteria		13,000	430	880	7.0	70	100	5.0	200	5.0	2,600	2.0
Non-Residential DW Criteria		38,000	1,700	2,500	7.0	70	100	5.0	200	5.0	7,300	2.0
GSI Criteria		2,200	1,100	740	130	620	1,500[1]	60[1]	89	200[1]	NC	13[1]
Residential GWSLs for Vapor Intrusion		4.5E+06	NC	130	390	440	330	11	15,000	9.9	370	5.0
Non-Residential GWSLs for Vapor Intrusion		1.9E+07	NC	670	1,600	1,800	1,400	55	63,000	42	1,600	50
Groundwater Contact Criteria		2.4E+08	4.4E+05	2.4E+06	11,000	2.0E+05	2.2E+05	12,000	1.3E+06	22,000	1.1E+06	1,000
Units		ug/L	ug/L	ug/L	ug/L	ug/L	ug/L	ug/L	ug/L	ug/L	ug/L	ug/L
MW-29d (58.5-63.5')	3/18/2010	<5.0	<5.0	<1.0	<1.0	<1.0	<1.0	<1.0	<1.0	<1.0	<1.0	<1.0
	5/17/2010	<5.0	<5.0	<1.0	<1.0	<1.0	<1.0	<1.0	<1.0	<1.0	<1.0	<1.0
	9/9/2010	<5.0	<5.0	<1.0	<1.0	<1.0	<1.0	<1.0	<1.0	<1.0	<1.0	<1.0
	12/15/2010	<5.0	<5.0	<1.0	<1.0	<1.0	<1.0	<1.0	<1.0	<1.0	<1.0	<1.0
	2/15/2011	<5.0	<5.0	<1.0	<1.0	<1.0	<1.0	<1.0	<1.0	<1.0	<1.0	<1.0
	5/12/2011	<5.0	<5.0	<1.0	<1.0	<1.0	<1.0	<1.0	<1.0	<1.0	<1.0	<1.0
	7/20/2011	<5.0	<5.0	<1.0	<1.0	<1.0	<1.0	<1.0	<1.0	<1.0	<1.0	<1.0
	10/10/2011	<5.0	<5.0	<1.0	<1.0	<1.0	<1.0	<1.0	<1.0	<1.0	<1.0	<1.0
	1/6/2012	<5.0	<5.0	<1.0	<1.0	<1.0	<1.0	<1.0	<1.0	<1.0	<1.0	<1.0
	4/5/2012	<5.0	<5.0	<1.0	<1.0	<1.0	<1.0	<1.0	<1.0	<1.0	<1.0	<1.0
MW-30s (11-16')	3/23/2010	<5.0	<5.0	<1.0	<1.0	<1.0	<1.0	<1.0	<1.0	<1.0	<1.0	<1.0
	5/17/2010	<5.0	<5.0	<1.0	<1.0	<1.0	<1.0	<1.0	<1.0	<1.0	<1.0	<1.0
	9/9/2010	<5.0	<5.0	<1.0	<1.0	<1.0	<1.0	<1.0	<1.0	<1.0	<1.0	<1.0
	12/16/2010	<5.0	<5.0	<1.0	<1.0	<1.0	<1.0	<1.0	<1.0	<1.0	<1.0	<1.0
	2/15/2011	<5.0	<5.0	<1.0	<1.0	<1.0	<1.0	<1.0	<1.0	<1.0	<1.0	<1.0
	5/13/2011	<5.0	<5.0	<1.0	<1.0	<1.0	<1.0	<1.0	<1.0	<1.0	<1.0	<1.0
	7/20/2011	<5.0	<5.0	<1.0	<1.0	<1.0	<1.0	<1.0	<1.0	<1.0	<1.0	<1.0
	10/10/2011	<5.0	<5.0	<1.0	<1.0	<1.0	<1.0	<1.0	<1.0	<1.0	<1.0	<1.0
	1/6/2012	<5.0	<5.0	<1.0	<1.0	<1.0	<1.0	<1.0	<1.0	<1.0	<1.0	<1.0
	4/9/2012	<5.0	<5.0	<1.0	<1.0	<1.0	<1.0	<1.0	<1.0	<1.0	<1.0	<1.0
MW-30d (25.5-30.5')	3/23/2010	<5.0	<5.0	<1.0	<1.0	<1.0	<1.0	<1.0	<1.0	<1.0	<1.0	<1.0
	5/17/2010	<5.0	<5.0	<1.0	<1.0	<1.0	<1.0	<1.0	<1.0	<1.0	<1.0	<1.0
	9/9/2010	<5.0	<5.0	<1.0	<1.0	<1.0	<1.0	<1.0	<1.0	<1.0	<1.0	<1.0
	12/16/2010	<5.0	<5.0	<1.0	<1.0	<1.0	<1.0	<1.0	<1.0	<1.0	<1.0	<1.0
	2/15/2011	<5.0	<5.0	<1.0	<1.0	<1.0	<1.0	<1.0	<1.0	<1.0	<1.0	<1.0
	5/13/2011	<5.0	<5.0	<1.0	<1.0	<1.0	<1.0	<1.0	<1.0	<1.0	<1.0	<1.0
	7/20/2011	<5.0	<5.0	<1.0	<1.0	<1.0	<1.0	<1.0	<1.0	<1.0	<1.0	<1.0
	10/10/2011	<5.0	<5.0	<1.0	<1.0	<1.0	<1.0	<1.0	<1.0	<1.0	<1.0	<1.0
	1/6/2012	<5.0	<5.0	<1.0	<1.0	<1.0	<1.0	<1.0	<1.0	<1.0	<1.0	<1.0
	4/9/2012	<5.0	<5.0	<1.0	<1.0	<1.0	<1.0	<1.0	<1.0	<1.0	<1.0	<1.0

Notes:
Residential and Non-Residential Drinking Water (DW) Criteria, Groundwater Surface Water Interface (GSI) Criteria, and Groundwater Contact Criteria from MDEQ RRD Op Memo 1 Part 201 Generic Cleanup Criteria/Part 213 Risk Based Cleanup Levels, January 23, 2006, as amended March 25, 2011.
Groundwater Screening Levels (GWSLs) for Vapor Intrusion were calculated in accordance with the MDEQ Remediation and Redevelopment Division Program Redesign 2009 document titled *Background Document: Draft Proposed Vapor Intrusion Indoor Air Criteria (IAC), Soil Gas Criteria (SGC), and Groundwater Screening Levels (GW_{VI} SLs) for Vapor Intrusion,* using both residential and non-residential exposure scenarios and the most recent chemical specific toxicity values accepted and/or published by the United States Environmental Protection Agency (USEPA) as of February 1, 2012.
ug/L = micrograms per liter
NC = No criteria
NA = Not analyzed
Bold font denotes concentrations detected above laboratory reporting limits
Denotes concentrations above one or more criteria
1) Criterion is not protective for surface water used as a drinking water source as described in footnote {X} of MDEQ Op Memo 1 Part 201, Attachment 1.
2) Compound may exhibit characteristic ignitability as defined in 40 C.F.R. § 261.21
3) The average temperature in this sample shipment exceeded the recommended temperature range. Sample results are approximate.
4) Quality control results for trichloroethene are outside the established control limits, the result is approximate.
5) Headspace present in the sample, results are approximate.

US EPA ARCHIVE DOCUMENT

Table 3
Summary of Detected Volatile Organic Compounds in Groundwater
Former Tecumseh Products Company Site
Tecumseh, Michigan
Second Quarter 2012

Analyte		2-Butanone	Chloroethane	1,1-Dichloroethane	1,1-Dichloroethene[2]	cis-1,2-Dichloroethene	trans-1,2-Dichloroethene	Tetrachloroethene	1,1,1-Trichloroethane	Trichloroethene	Trichloro-fluoromethane	Vinyl Chloride
Residential DW Criteria		13,000	430	880	7.0	70	100	5.0	200	5.0	2,600	2.0
Non-Residential DW Criteria		38,000	1,700	2,500	7.0	70	100	5.0	200	5.0	7,300	2.0
GSI Criteria		2,200	1,100	740	130	620	1,500[1]	60[1]	89	200[1]	NC	13[1]
Residential GWSLs for Vapor Intrusion		4.5E+06	NC	130	390	440	330	11	15,000	9.9	370	5.0
Non-Residential GWSLs for Vapor Intrusion		1.9E+07	NC	670	1,600	1,800	1,400	55	63,000	42	1,600	50
Groundwater Contact Criteria		2.4E+08	4.4E+05	2.4E+06	11,000	2.0E+05	2.2E+05	12,000	1.3E+06	22,000	1.1E+06	1,000
Units		ug/L	ug/L	ug/L	ug/L	ug/L	ug/L	ug/L	ug/L	ug/L	ug/L	ug/L
MW-31 (33.3-38.3')	6/18/2010	<5.0	<5.0	**14**	<1.0	**19**	**2.2**	<1.0	**20**	**180**	<1.0	<1.0
	9/17/2010	<10	<10	<2.0	<2.0	**15**	<2.0	<2.0	**48**	**220**	<2.0	**2.5**
	12/22/2010[4]	<10	<10	**16**	<2.0	**29**	**2.9**	<2.0	**27**	**260**	<2.0	<2.0
	2/24/2011	<10	<10	**16**	<2.0	**31**	**3.1**	<2.0	**26**	**300**	<2.0	<2.0
	5/11/2011[3]	<10	<10	**15**	<2.0	**24**	**3.0**	<2.0	**22**	**250**	<2.0	<2.0
	7/21/2011	<5.0	<5.0	**7.4**	<1.0	**14**	**1.2**	<1.0	**11**	**130**	<1.0	<1.0
	10/4/2011	<5.0	<5.0	**18**	<1.0	**40**	**3.4**	<1.0	**28**	**340**	<1.0	<1.0
	1/10/2012	<10	<10	**17**	<2.0	**35**	**3.1**	<2.0	**24**	**290**	<2.0	<2.0
	4/5/2012	<10	<10	**16**	<2.0	**36**	**3.1**	<2.0	**24**	**290**	<2.0	<2.0
DUP-01 (MW-31)	6/18/2010	<5.0	<5.0	**12**	<1.0	**19**	**2.3**	<1.0	**21**	**170**	<1.0	<1.0
MW-32s (23-28')	9/17/2010	<100	<100	**150**	<20	**270**	**26**	<20	**220**	**2,400**	<20	<20
	11/18/2010	<100	<100	<20	<20	**190**	<20	<20	**560**	**2,800**	<20	<20
	12/28/2010	<100	<100	<20	<20	**200**	<20	<20	**510**	**2,300**	<20	<20
	2/25/2011	<100	<100	<20	<20	**190**	<20	<20	**420**	**2,300**	<20	<20
	5/10/2011[3]	<100	<100	<20	<20	**170**	<20	<20	**380**	**2,300**	<20	**31**
	7/28/2011	<100	<100	<20	<20	**140**	<20	<20	**380**	**2,400**	<20	<20
	10/6/2011	<100	<100	<20	<20	**160**	<20	<20	**350**	**2,200**	<20	<20
	1/10/2012	<100	<100	<20	<20	**170**	<20	<20	**400**	**2,300**	<20	<20
	4/4/2012	<100	<100	<20	<20	**130**	<20	<20	**340**	**2,200**	<20	<20
MW-33s (21-26')	9/17/2010	<5.0	<5.0	**12**	<1.0	**13**	<1.0	<1.0	<1.0	**76**	<1.0	**64**
	11/18/2010	<5.0	<5.0	**14**	<1.0	**22**	<1.0	<1.0	**1.1**	**150**	<1.0	**56**
	12/22/2010	<5.0	<5.0	**14**	<1.0	**22**	**1.2**	<1.0	**1.0**	**130**	<1.0	**57**
	2/24/2011	<5.0	<5.0	**12**	<1.0	**20**	**1.0**	<1.0	<1.0	**110**	<1.0	**60**
	5/10/2011[3]	<10	<10	**11**	<2.0	**21**	<2.0	<2.0	<2.0	**220**	<2.0	**55**
	7/28/2011	<10	<10	**8.9**	<2.0	**18**	<2.0	<2.0	<2.0	**260**	<2.0	**22**
	10/6/2011	<10	<10	**11**	<2.0	**19**	<2.0	<2.0	<2.0	**220**	<2.0	**48**
	1/9/2012[5]	<5.0	**8.9**	**15**	<1.0	**20**	**1.0**	<1.0	**1.3**	**170**	<1.0	**51**
	4/4/2012	<5.0	**5.6**	**17**	<1.0	**21**	<1.0	<1.0	**1.2**	**170**	<1.0	**48**

Notes:
Residential and Non-Residential Drinking Water (DW) Criteria, Groundwater Surface Water Interface (GSI) Criteria, and Groundwater Contact Criteria from MDEQ RRD Op Memo 1 Part 201 Generic Cleanup Criteria/Part 213 Risk Based Cleanup Levels, January 23, 2006, as amended March 25, 2011.
Groundwater Screening Levels (GWSLs) for Vapor Intrusion were calculated in accordance with the MDEQ Remediation and Redevelopment Division Program Redesign 2009 document titled *Background Document: Draft Proposed Vapor Intrusion Indoor Air Criteria (IAC), Soil Gas Criteria (SGC), and Groundwater Screening Levels (GW_{VI} SLs) for Vapor Intrusion,* using both residential and non-residential exposure scenarios and the most recent chemical specific toxicity values accepted and/or published by the United States Environmental Protection Agency (USEPA) as of February 1, 2012.
ug/L = micrograms per liter
NC = No criteria
NA = Not analyzed
Bold font denotes concentrations detected above laboratory reporting limits
Denotes concentrations above one or more criteria
1) Criterion is not protective for surface water used as a drinking water source as described in footnote {X} of MDEQ Op Memo 1 Part 201, Attachment 1.
2) Compound may exhibit characteristic ignitability as defined in 40 C.F.R. § 261.21
3) The average temperature in this sample shipment exceeded the recommended temperature range. Sample results are approximate.
4) Quality control results for trichloroethene are outside the established control limits, the result is approximate.
5) Headspace present in the sample, results are approximate.

US EPA ARCHIVE DOCUMENT

Table 3
Summary of Detected Volatile Organic Compounds in Groundwater
Former Tecumseh Products Company Site
Tecumseh, Michigan
Second Quarter 2012

Analyte		2-Butanone	Chloroethane	1,1-Dichloroethane	1,1-Dichloroethene[2]	cis-1,2-Dichloroethene	trans-1,2-Dichloroethene	Tetrachloroethene	1,1,1-Trichloroethane	Trichloroethene	Trichloro-fluoromethane	Vinyl Chloride
Residential DW Criteria		13,000	430	880	7.0	70	100	5.0	200	5.0	2,600	2.0
Non-Residential DW Criteria		38,000	1,700	2,500	7.0	70	100	5.0	200	5.0	7,300	2.0
GSI Criteria		2,200	1,100	740	130	620	1,500[1]	60[1]	89	200[1]	NC	13[1]
Residential GWSLs for Vapor Intrusion		4.5E+06	NC	130	390	440	330	11	15,000	9.9	370	5.0
Non-Residential GWSLs for Vapor Intrusion		1.9E+07	NC	670	1,600	1,800	1,400	55	63,000	42	1,600	50
Groundwater Contact Criteria		2.4E+08	4.4E+05	2.4E+06	11,000	2.0E+05	2.2E+05	12,000	1.3E+06	22,000	1.1E+06	1,000
Units		ug/L	ug/L	ug/L	ug/L	ug/L	ug/L	ug/L	ug/L	ug/L	ug/L	ug/L
DUP-01 (MW-33s)	11/18/2010	<5.0	<5.0	**14**	<1.0	**23**	<1.0	<1.0	**1.2**	**150**	<1.0	**55**
MW-34s (23-28')	9/17/2010	<100	<100	<20	<20	<20	<20	<20	**1,600**	**1,100**	<20	<20
	11/18/2010	<100	<100	<20	<20	<20	<20	<20	**1,600**	**1,200**	<20	<20
	12/28/2010	<50	<50	<10	**13**	<10	<10	<10	**1,400**	**1,000**	<10	<10
	2/25/2011	<50	<50	<10	<10	<10	<10	<10	**1,100**	**900**	<10	<10
	5/10/2011[3]	<50	<50	<10	<10	<10	<10	<10	**1,200**	**970**	<10	<10
	7/28/2011	<50	<50	<10	<10	<10	<10	<10	**1,300**	**1,100**	<10	<10
	10/6/2011	<50	<50	<10	<10	<10	<10	<10	**1,200**	**1,000**	<10	<10
	1/10/2012	<50	<50	<10	**14**	<10	<10	<10	**1,500**	**1,100**	<10	<10
	4/4/2012	<50	<50	<10	<10	<10	<10	<10	**1,400**	**1,200**	<10	<10

Notes:
Residential and Non-Residential Drinking Water (DW) Criteria, Groundwater Surface Water Interface (GSI) Criteria, and Groundwater Contact Criteria from MDEQ RRD Op Memo 1 Part 201 Generic Cleanup Criteria/Part 213 Risk Based Cleanup Levels, January 23, 2006, as amended March 25, 2011.
Groundwater Screening Levels (GWSLs) for Vapor Intrusion were calculated in accordance with the MDEQ Remediation and Redevelopment Division Program Redesign 2009 document titled *Background Document: Draft Proposed Vapor Intrusion Indoor Air Criteria (IAC), Soil Gas Criteria (SGC), and Groundwater Screening Levels (GW_{vi} SLs) for Vapor Intrusion,* using both residential and non-residential exposure scenarios and the most recent chemical specific toxicity values accepted and/or published by the United States Environmental Protection Agency (USEPA) as of February 1, 2012.
ug/L = micrograms per liter
NC = No criteria
NA = Not analyzed
Bold font denotes concentrations detected above laboratory reporting limits
Denotes concentrations above one or more criteria
1) Criterion is not protective for surface water used as a drinking water source as described in footnote {X} of MDEQ Op Memo 1 Part 201, Attachment 1.
2) Compound may exhibit characteristic ignitability as defined in 40 C.F.R. § 261.21
3) The average temperature in this sample shipment exceeded the recommended temperature range. Sample results are approximate.
4) Quality control results for trichloroethene are outside the established control limits, the result is approximate.
5) Headspace present in the sample, results are approximate.

US EPA ARCHIVE DOCUMENT

Table 4
Summary of Monitored Natural Attenuation Parameters in Groundwater
Tecumseh Products Company
Tecumseh, Michigan
Second Quarter 2012

Analyte		Chloride	Nitrate as Nitrogen	Sulfate	Iron II	Alkalinity	Total Organic Carbon
Units		mg/L	mg/L	mg/L	mg/L	mg/L	mg/L
MW-01s	12/9/2009	**34**	**3.0**	**20**	**0.31**	NA	NA
	5/18/2010	**31**	**3.3**	**18**	**0.027**	NA	NA
	12/28/2010	**20**	**2.5**	**16**	**0.023**	NA	NA
	5/11/2011	**50**	**2.8**	**23**	**0.031**	NA	NA
	10/6/2011	**70**	**3.1**	**22**	**0.041**	NA	NA
	4/4/2012	**30**	**2.3**	**19**	**0.044**	NA	NA
MW-03s	12/8/2009	**220**	**2.1**	**37**	**0.11**	NA	NA
	5/18/2010	**130**	**0.36**	**35**	**0.059**	NA	NA
	12/22/2010	**170**	**0.33**	**30**	**0.034**	NA	NA
	5/10/2011	**130**	**0.56**	**39**	**0.028**	NA	NA
	10/6/2011	**210**	**1.0**	**36**	**0.32**	NA	NA
	4/4/2012	**200**	**2.2**	**48**	**0.069**	NA	NA
DUP-01 (MW-03s)	12/8/2009	**220**	**2.1**	**37**	**0.12**	NA	NA
MW-04s	12/9/2009	**100**	**6.8**	**27**	**0.079**	**430**	**4.4**
	5/18/2010	**76**	**0.87**	**17**	**0.040**	NA	NA
	12/22/2010	**60**	<0.050	**9.5**	<0.020	NA	NA
	5/11/2011	**62**	**0.17**	**20**	**0.036**	NA	NA
	10/6/2011	**76**	<0.050	**8.5**	**0.13**	NA	NA
	4/4/2012	**75**	**1.5**	**25**	<0.020	NA	NA
MW-06s	12/9/2009	**60**	**3.0**	**40**	**1.6**	NA	NA
	5/17/2010	**35**	**7.5**	**37**	**0.027**	NA	NA
	12/21/2010	**86**	**5.7**	**53**	<0.020	NA	NA
	5/10/2011	**68**	**8.2**	**42**	**0.030**	NA	NA
	10/5/2011	**170**	**6.3**	**44**	**0.026**	NA	NA
	4/3/2012	**160**	**2.6**	**32**	**0.031**	NA	NA
MW-09s	12/9/2009	**63**	**1.8**	**24**	**0.23**	NA	NA
	5/18/2010	**13**	**1.4**	**8.9**	**0.053**	NA	NA
	5/11/2011	**5.9**	**1.2**	**5.7**	**0.046**	NA	NA
MW-10s	5/12/2010	**11**	<0.050	**26**	**0.048**	NA	NA
	12/16/2010	**180**	<0.050	**49**	**0.20**	NA	NA
	5/9/2011	**7.8**	<0.050	**28**	**0.028**	NA	NA
	10/4/2011	**97**	<0.050	**36**	**0.100**	NA	NA
	4/2/2012	**59**	<0.050	**29**	**0.044**	NA	NA
MW-10d	12/9/2009	**210**	<0.050	**44**	**0.48**	NA	NA
MW-14s	12/8/2009	**250**	**0.26**	**23**	**0.071**	NA	NA
	5/12/2010	**46**	**0.12**	**20**	<0.020	NA	NA
	12/20/2010	**410**	**0.24**	**26**	**0.032**	NA	NA
MW-14d	5/9/2011	**170**	**0.15**	**73**	**0.043**	NA	NA
	10/5/2011	**150**	**0.26**	**61**	**0.23**	NA	NA
	4/2/2012	**160**	**0.14**	**68**	**0.028**	NA	NA
DUP-01 (MW-14d)	5/9/2011	**170**	**0.16**	**72**	<0.020	NA	NA
	10/5/2011	**150**	**0.26**	**61**	**0.038**	NA	NA
	4/2/2012	**160**	**0.14**	**68**	**0.071**	NA	NA

Notes:
mg/L = milligrams per liter
NA = Not Analyzed
bold font denotes concentrations detected above laboratory reporting limits

US EPA ARCHIVE DOCUMENT

Table 4
Summary of Monitored Natural Attenuation Parameters in Groundwater
Tecumseh Products Company
Tecumseh, Michigan
Second Quarter 2012

Analyte		Chloride	Nitrate as Nitrogen	Sulfate	Iron II	Alkalinity	Total Organic Carbon
Units		mg/L	mg/L	mg/L	mg/L	mg/L	mg/L
MW-17s	12/7/2009	**88**	<0.050	**37**	**0.15**	NA	NA
	5/12/2010	**87**	**0.086**	**36**	<0.02	NA	NA
	12/16/2010	**95**	<0.050	**38**	**0.13**	NA	NA
	5/11/2011	**98**	<0.050	**39**	**0.062**	NA	NA
	10/4/2011	**91**	**0.051**	**40**	**0.062**	NA	NA
	4/2/2012	**95**	<0.050	**43**	**0.036**	NA	NA
MW-18s	12/8/2009	**140**	**1.9**	**47**	**0.44**	NA	NA
	5/12/2010	**370**	**2.0**	**47**	<0.020	NA	NA
	12/20/2010	**180**	**2.6**	**39**	**0.030**	NA	NA
	5/9/2011	**600**	**2.3**	**46**	**0.028**	NA	NA
	10/5/2011	**230**	**2.1**	**38**	**0.034**	NA	NA
	4/3/2012	**350**	**1.1**	**35**	**0.10**	NA	NA
MW-19s	12/8/2009	**140**	**2.9**	**32**	**0.073**	**380**	**1.0**
	5/18/2010	**100**	**1.4**	**38**	**0.064**	NA	NA
	12/20/2010	**120**	**3.0**	**32**	<0.020	NA	NA
	5/10/2011	**120**	**2.0**	**34**	**0.035**	NA	NA
	10/5/2011	**120**	**2.4**	**32**	**0.029**	NA	NA
	4/3/2012	**130**	**1.7**	**47**	**0.025**	NA	NA
DUP-02 (MW-19s)	5/12/2010	**120**	<0.050	**65**	**0.93**	NA	NA
	5/9/2011	**110**	**2.0**	**34**	**0.026**	NA	NA
	10/5/2011	**120**	**2.4**	**32**	**0.030**	NA	NA
	4/3/2012	**140**	**1.7**	**47**	**0.023**	NA	NA
MW-19d	12/8/2009	**150**	<0.050	**64**	**5.0**	**320**	**1.1**
	5/12/2010	**150**	<0.050	**64**	**1.0**	NA	NA
	12/20/2010	**140**	<0.050	**62**	**1.0**	NA	NA
	5/10/2011	**180**	<0.050	**61**	**1.4**	NA	NA
	10/5/2011	**130**	<0.050	**62**	**1.1**	NA	NA
	4/3/2012	**130**	<0.050	**62**	**1.1**	NA	NA
MW-21	12/8/2009	**150**	**0.66**	**46**	**0.11**	NA	NA
	5/18/2010	**150**	**0.55**	**38**	**0.060**	NA	NA
	12/22/2010	**110**	**0.81**	**41**	**0.020**	NA	NA
	5/11/2011	**110**	**0.57**	**34**	<0.020	NA	NA
	10/6/2011	**120**	**0.78**	**41**	**0.087**	NA	NA
	4/4/2012	**130**	**0.79**	**38**	<0.020	NA	NA
DUP-03 (MW-21)	5/9/2011	**110**	**0.61**	**34**	**0.024**	NA	NA
MW-23	12/8/2009	**300**	<0.050	**63**	**4.0**	NA	NA
	5/18/2010	**260**	<0.050	**59**	**2.4**	NA	NA
	12/21/2010	**240**	<0.050	**60**	**0.24**	NA	NA
	5/10/2011	**220**	<0.050	**56**	**1.2**	NA	NA
	10/5/2011	**210**	<0.050	**56**	**1.5**	NA	NA
	4/3/2012	**210**	<0.050	**60**	**1.1**	NA	NA

Notes:
mg/L = milligrams per liter
NA = Not Analyzed
bold font denotes concentrations detected above laboratory reporting limits

US EPA ARCHIVE DOCUMENT

Table 4
Summary of Monitored Natural Attenuation Parameters in Groundwater
Tecumseh Products Company
Tecumseh, Michigan
Second Quarter 2012

Analyte		Chloride	Nitrate as Nitrogen	Sulfate	Iron II	Alkalinity	Total Organic Carbon
Units		mg/L	mg/L	mg/L	mg/L	mg/L	mg/L
MW-24s	12/8/2009	**350**	**3.3**	**93**	**0.13**	**340**	**1.6**
	5/12/2010	**230**	**3.5**	**47**	**0.037**	NA	NA
	12/14/2010	**140**	**3.7**	**93**	<0.020	NA	NA
	5/9/2011	**110**	**1.4**	**46**	**0.029**	NA	NA
	10/4/2011	**200**	**2.8**	**75**	**0.028**	NA	NA
	4/2/2012	**190**	**3.3**	**180**	<0.020	NA	NA
MW-24d	12/8/2009	**1,100**	<0.050	**110**	**6.4**	**350**	**1.3**
	5/12/2010	**1,000**	<0.050	**100**	**2.0**	NA	NA
	12/14/2010	**1,100**	<0.050	**110**	**1.4**	NA	NA
	5/9/2011	**930**	<0.050	**110**	**1.6**	NA	NA
	10/4/2011	**910**	<0.050	**99**	**1.1**	NA	NA
	4/2/2012	**730**	<0.050	**97**	**0.70**	NA	NA
MW-27s	5/17/2010	**190**	**0.23**	**40**	**0.27**	NA	NA
	12/20/2010	**220**	**0.065**	**53**	**0.15**	NA	NA
	5/9/2011	**180**	**2.9**	**48**	**0.024**	NA	NA
	10/5/2011	**210**	**1.4**	**54**	**0.083**	NA	NA
	4/3/2012	**200**	**0.46**	**60**	**0.15**	NA	NA
MW-27d	5/17/2010	**220**	**0.59**	**62**	**0.047**	NA	NA
	12/20/2010	**240**	**0.39**	**67**	**0.13**	NA	NA
	5/9/2011	**200**	**0.45**	**63**	**0.20**	NA	NA
	10/5/2011	**230**	**0.31**	**66**	**0.22**	NA	NA
	4/3/2012	**190**	**0.30**	**62**	**0.037**	NA	NA
MW-32s	12/28/2010	**66**	**1.8**	**39**	**0.048**	NA	NA
	5/10/2011	**66**	**1.4**	**22**	**0.10**	NA	NA
	10/6/2011	**68**	**3.3**	**39**	**0.039**	NA	NA
	4/4/2012	**79**	**3.7**	**46**	**0.022**	NA	NA
MW-33s	12/22/2010	**93**	**3.7**	**7.4**	**0.95**	NA	NA
	5/10/2011	**160**	**13**	**26**	**0.35**	NA	NA
	10/6/2011	**94**	**2.9**	**18**	**0.57**	NA	NA
	4/4/2012	**94**	**8.1**	**24**	**0.46**	NA	NA
MW-34s	12/28/2010	**39**	**2.3**	**15**	<0.020	NA	NA
	5/10/2011	**59**	**3.5**	**24**	**0.028**	NA	NA
	10/6/2011	**46**	**1.4**	**13**	**0.14**	NA	NA
	4/4/2012	**46**	**4.1**	**24**	<0.020	NA	NA

Notes:
mg/L = milligrams per liter
NA = Not Analyzed
bold font denotes concentrations detected above laboratory reporting limits

US EPA ARCHIVE DOCUMENT

Figures

US EPA ARCHIVE DOCUMENT

US EPA ARCHIVE DOCUMENT

PLOT DATA
Drawing Name: F:\Tecumseh\004304000110202012 2Q Rpt\004304.0001.02.01.dwg
Operator Name: STEHLE, DIANAH
Drawing Plot Scale: 0.386663
Dwg Size: 1.54 Mb
Plot Date: June 28, 2012
Plot Time: 1:30 PM
Attached Xref's: bm100110 (Filled)
Attached Images:
Layout: FIG01 Surf Topo & Samples

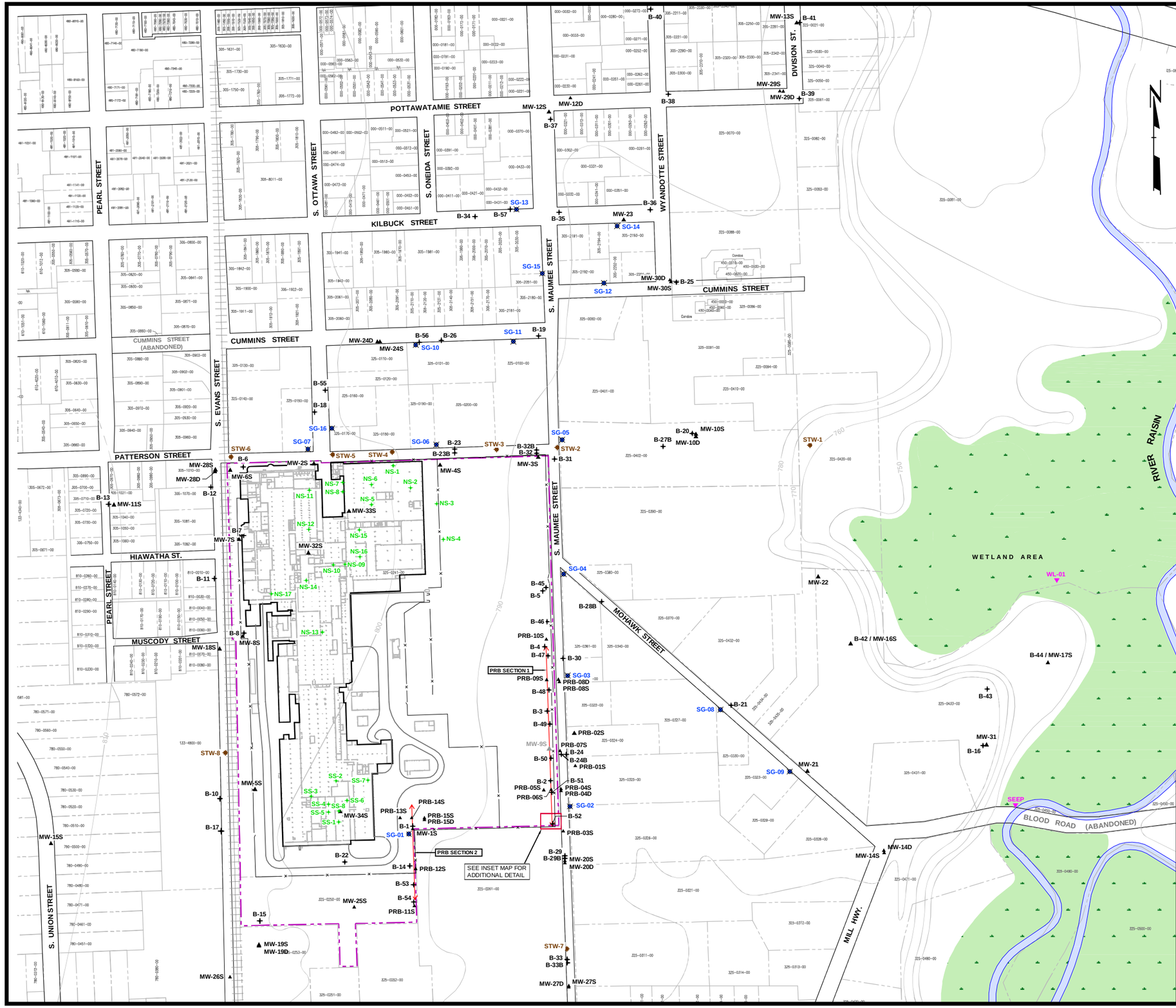

LEGEND

- FORMER TECUMSEH PRODUCTS SITE BOUNDARY
- PARCEL BOUNDARY
- RAILROAD TRACKS (APPROXIMATE LOCATION)
- 750 — APPROXIMATE GROUND TOPOGRAPHY BASED OFF 7.5 MINUTE U.S.G.S. TOPOGRAPHIC QUADRANGLE MAP
- B-2 — PERIMETER / OFF-SITE INVESTIGATION SOIL BORING LOCATION AND NUMBER
- MW-4S — MONITORING WELL LOCATION AND NUMBER
- MW-9S — DECOMMISSIONED MONITORING WELL LOCATION AND NUMBER
- SS-2 — SOURCE AREA INVESTIGATION BORING LOCATION AND NUMBER
- SG-02 — SOIL GAS SAMPLE LOCATION AND NUMBER
- STW-2 — STORM WATER SEWER SAMPLE LOCATION AND NUMBER
- WL-01 — APPROXIMATE SURFACE WATER SAMPLE LOCATION
- FLOODPLAIN / WOODED WETLAND AREA
- PRB LOCATION
- FENCE LINE

NOTES

1. BASE MAP DEVELOPED FROM SITE PLAN PROVIDED BY THE CITY OF TECUMSEH, DRAWING NO. CITY.DWG, MARCH 2009.
2. GROUND TOPOGRAPHY BASED OFF 7.5 MINUTE U.S.G.S TOPOGRAPHIC QUADRANGLE MAP AND GROUND SURVEY DATA.

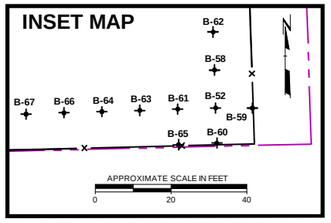

APPROXIMATE HORIZONTAL SCALE
0 400' 800'

PROJECT:
FORMER TECUMSEH PRODUCTS SITE
TECUMSEH, MICHIGAN

TITLE:
SURFACE TOPOGRAPHY AND SAMPLE LOCATIONS

DRAWN BY: SJL/DGS	SCALE:	PROJ. NO.	004304.0001.02
CHECKED BY: SEM	AS INDICATED	FILE NO.	004304.0001.02.01.dwg
APPROVED BY: GC	DATE PRINTED:		FIGURE 1
DATE: JUNE 2012			

TRC
1540 Eisenhower Place
Ann Arbor, MI 48108
Phone: 734.971.7080
Fax: 734.971.9022

US EPA ARCHIVE DOCUMENT

PLOT DATA
Drawing Name: F:\Tecumseh\004304\0001\02\2012 2Q Rpt\004304.0001.02.02.dwg
Operator Name: STEHLE, DIANAH
Drawing Plot Scale: 0.386863
Dwg Size: 1.87 Mb
Plot Date: June 28, 2012
Plot Time: 2:05 PM
Attached Xref's: bm100110 (Filled)
Attached Images:
Layout: FIG02 VOCs

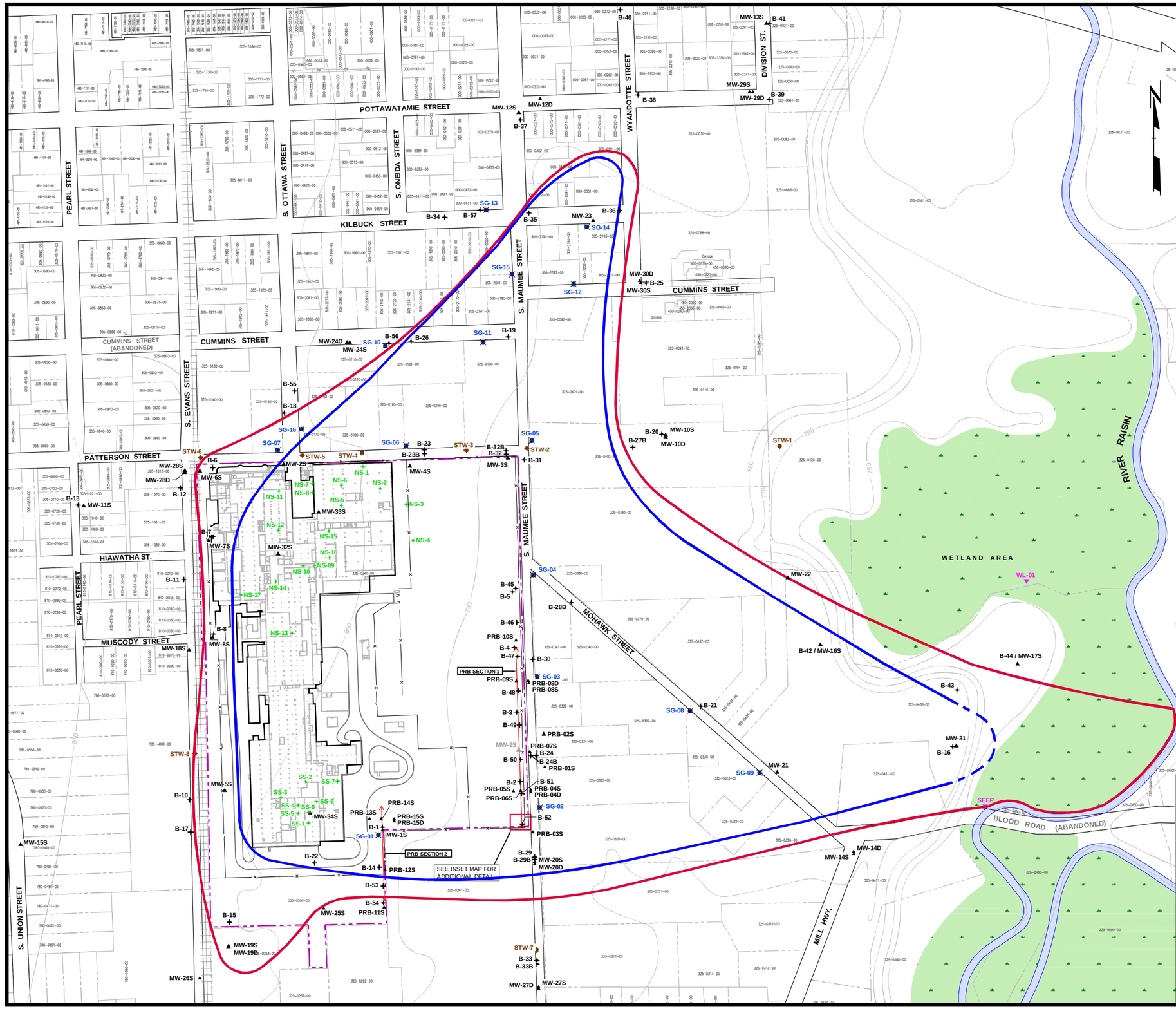

LEGEND

- FORMER TECUMSEH PRODUCTS SITE BOUNDARY
- PARCEL BOUNDARY
- RAILROAD TRACKS (APPROXIMATE LOCATION)
- 750 — APPROXIMATE GROUND TOPOGRAPHY BASED OFF 7.5 MINUTE U.S.G.S. TOPOGRAPHIC QUADRANGLE MAP
- B-2 — PERIMETER / OFF-SITE INVESTIGATION SOIL BORING LOCATION AND NUMBER
- MW-4S — MONITORING WELL LOCATION AND NUMBER
- MW-9S — DECOMMISSIONED MONITORING WELL LOCATION AND NUMBER
- SS-2 — SOURCE AREA INVESTIGATION BORING LOCATION AND NUMBER
- SG-02 — SOIL GAS SAMPLE LOCATION AND NUMBER
- STW-2 — STORM WATER SEWER SAMPLE LOCATION AND NUMBER
- WL-01 — APPROXIMATE SURFACE WATER SAMPLE LOCATION
- FLOODPLAIN / WOODED WETLAND AREA
- PRB LOCATION
- FENCE LINE
- EXTENT OF VOCs ABOVE PART 201 DRINKING WATER CRITERIA
- EXTENT OF VOCs ABOVE PART 201 GSI CRITERIA

NOTES

1. BASE MAP DEVELOPED FROM SITE PLAN PROVIDED BY THE CITY OF TECUMSEH, DRAWING NO. CITY.DWG, MARCH 2009.
2. GROUND TOPOGRAPHY BASED OFF 7.5 MINUTE U.S.G.S TOPOGRAPHIC QUADRANGLE MAP AND GROUND SURVEY DATA.

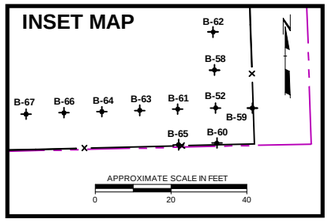

APPROXIMATE HORIZONTAL SCALE
0 400' 800'

PROJECT:
FORMER TECUMSEH PRODUCTS SITE
TECUMSEH, MICHIGAN

TITLE:
EXTENT OF VOCs ABOVE PART 201 CRITERIA

DRAWN BY: SJL/DGS	SCALE: AS INDICATED	PROJ. NO. 004304.0001.02	
CHECKED BY: SEM		FILE NO. 004304.0001.02.02.dwg	
APPROVED BY: GC	DATE PRINTED:	**FIGURE 2**	
DATE: JUNE 2012			

TRC
1540 Eisenhower Place
Ann Arbor, MI 48108
Phone: 734.971.7080
Fax: 734.971.9022

US EPA ARCHIVE DOCUMENT

PLOT DATA
Drawing Name: F:\Tecumseh\004304\0001\02\2012 2Q Rpt\004304.0001.02.03.dwg
Operator Name: STEHLE, DIANAH
Drawing Plot Scale: 0.366663
Dwg Size: 1.42 Mb
Plot Date: June 28, 2012
Plot Time: 2:02 PM
Attached Xrefs: bm100110 (Filled)
Attached Images:
Layout: FIG02 GW Cont Apr2012

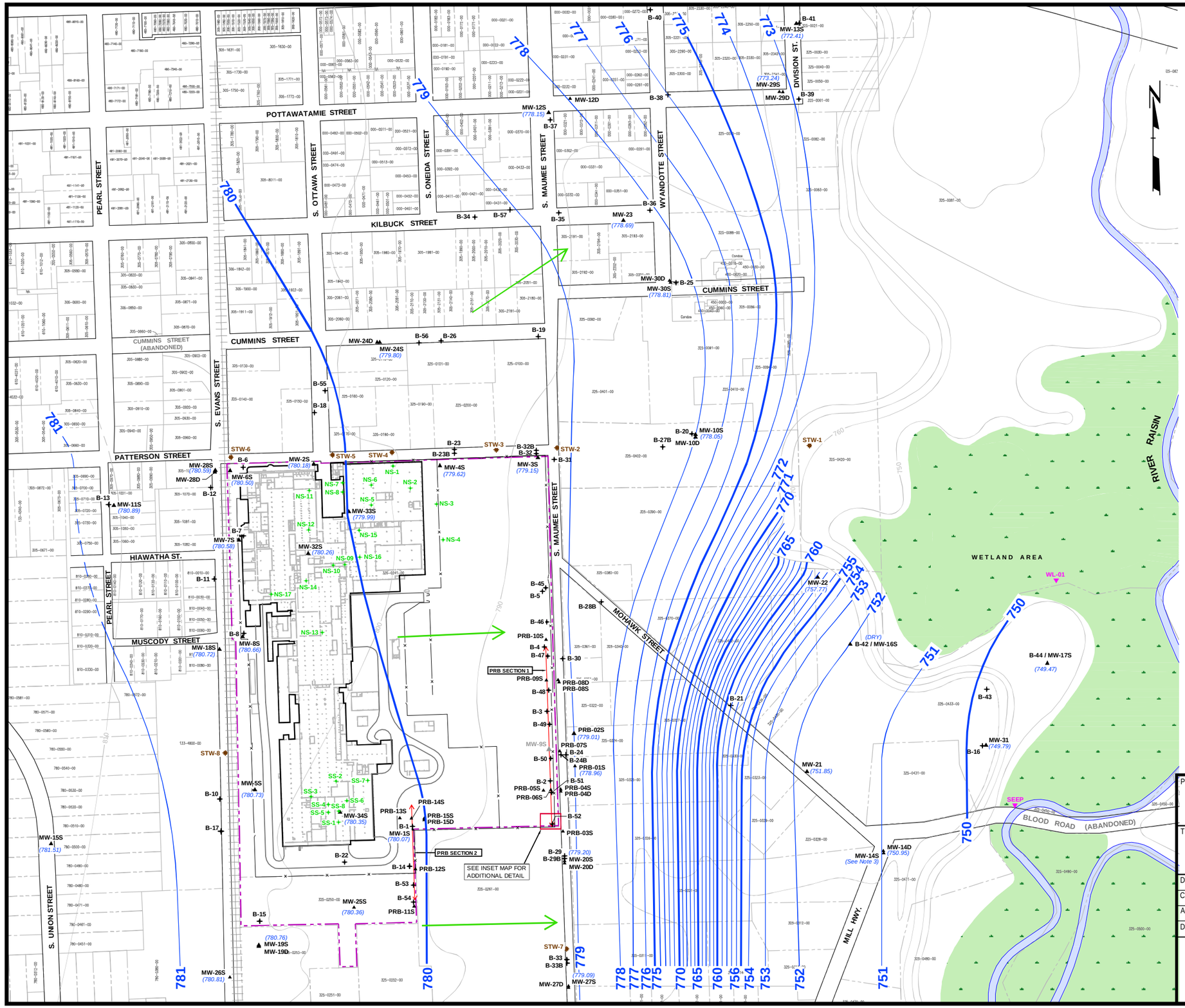

LEGEND

- FORMER TECUMSEH PRODUCTS SITE BOUNDARY
- PARCEL BOUNDARY
- RAILROAD TRACKS (APPROXIMATE LOCATION)
- 750 — APPROXIMATE GROUND TOPOGRAPHY BASED OFF 7.5 MINUTE U.S.G.S. TOPOGRAPHIC QUADRANGLE MAP
- B-2 — PERIMETER / OFF-SITE INVESTIGATION SOIL BORING LOCATION AND NUMBER
- MW-4S — MONITORING WELL LOCATION AND NUMBER
- MW-9S — DECOMMISSIONED MONITORING WELL LOCATION AND NUMBER
- SS-2 — SOURCE AREA INVESTIGATION BORING LOCATION AND NUMBER
- STW-2 — STORM WATER SEWER SAMPLE LOCATION AND NUMBER
- WL-01 — APPROXIMATE SURFACE WATER SAMPLE LOCATION
- FLOODPLAIN / WOODED WETLAND AREA
- PRB LOCATION
- FENCE LINE
- 770 — 5 FOOT GROUNDWATER CONTOUR LINE
- 771 — 1 FOOT GROUNDWATER CONTOUR LINE
- GROUNDWATER FLOW DIRECTION
- (750.95) — GROUNDWATER ELEVATION

NOTES

1. BASE MAP DEVELOPED FROM SITE PLAN PROVIDED BY THE CITY OF TECUMSEH, DRAWING NO. CITY.DWG, MARCH 2009.
2. GROUND TOPOGRAPHY BASED OFF 7.5 MINUTE U.S.G.S TOPOGRAPHIC QUADRANGLE MAP AND GROUND SURVEY DATA.
3. MW-14S IS SCREENED IN A DIFFERENT, PERCHED, WATER BEARING UNIT THAN THE OTHER SHALLOW MONITORING WELLS ON-SITE. THE GROUNDWATER ELEVATION MEASURED AT MW-14D WAS USED TO DEVELOP GROUNDWATER CONTOURS, BECAUSE MW-14D IS SCREENED IN THE DEEPER WATER BEARING UNIT WHICH IS HYDRAULICALLY CONNECTED TO THE SITE.

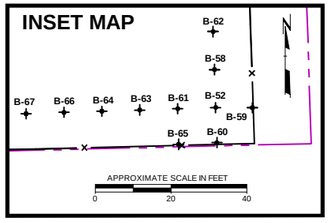

APPROXIMATE HORIZONTAL SCALE
0 400' 800'

PROJECT: **FORMER TECUMSEH PRODUCTS SITE TECUMSEH, MICHIGAN**

TITLE: **GROUNDWATER CONTOUR MAP APRIL 2012**

DRAWN BY: SJL/DGS	SCALE: AS INDICATED	PROJ. NO. 004304.0001.03	
CHECKED BY: SEM		FILE NO. 004304.0001.02.03.dwg	
APPROVED BY: GC	DATE PRINTED:	FIGURE 3	
DATE: JUNE 2012			

TRC
1540 Eisenhower Place
Ann Arbor, MI 48108
Phone: 734.971.7080
Fax: 734.971.9022

Attachment 1
Second Quarter 2012 Analytical Data

US EPA ARCHIVE DOCUMENT

April 19, 2012

TRC Companies. - Ann Arbor Office
Attn: Ms. Stacy Metz
1540 Eisenhower Place
Ann Arbor, MI 48108

Project: Tecumseh Products

Dear Ms. Stacy Metz,

Enclosed is a copy of the laboratory report for the following work order(s) received by TriMatrix Laboratories:

Work Order	Received	Description
1204040	04/03/2012	Laboratory Services
1204065	04/04/2012	Laboratory Services
1204149	04/06/2012	Laboratory Services
1204228	04/11/2012	Laboratory Services

This report relates only to the sample(s) as received. Test results are in compliance with the requirements of the National Environmental Laboratory Accreditation Program (NELAP) and/or one of the following certification programs:

ACLASS DoD-ELAP/ISO17025 (#ADE-1542); Arkansas DEP (#10-046-0); Florida DEP (#E87622-24); Georgia EPD (#E87622-24); Illinois DEP (#002841); Kansas DPH (#E-10302); Kentucky DEP (#0021); Louisiana DEP (#03068); Michigan DPH (#0034); Minnesota DPH (#367345); New York ELAP (#44950); North Carolina DNRE (#659); Texas CEQ (#T104704495-11-1); Virginia DCLS (#1239); Wisconsin DNR (#999472650); USDA Soil Import Permit (#P330-09-00163).

Any qualification or narration of results, including sample acceptance requirements and test exceptions to the above referenced programs, is presented in the Statement of Data Qualifications section of this report. Estimates of analytical uncertainties and certification documents for the test results contained within this report are available upon request.

US EPA ARCHIVE DOCUMENT

This report shall not be reproduced, except in full, without written authorization of TriMatrix Laboratories, Inc.
Individual sample results relate only to the sample tested.
5560 Corporate Exchange Court SE ♦ Grand Rapids, MI 49512 ♦ 616.975.4500 ♦ Fax 616.942.7463 ♦ www.trimatrixlabs.com

If you have any questions or require further information, please do not hesitate to contact me.

Sincerely,



Jennifer L. Rice
Project Chemist

US EPA ARCHIVE DOCUMENT

This report shall not be reproduced, except in full, without written authorization of TriMatrix Laboratories, Inc.
Individual sample results relate only to the sample tested.
5560 Corporate Exchange Court SE ♦ Grand Rapids, MI 49512 ♦ 616.975.4500 ♦ Fax 616.942.7463 ♦ www.trimatrixlabs.com

TRIMATRIX LABORATORIES

ANALYTICAL REPORT

Client:	**TRC Companies. - Ann Arbor Office**	Work Order:	**1204040**
Project:	Tecumseh Products	Description:	Laboratory Services
Client Sample ID:	**TB-01**	Sampled:	04/02/12 00:00
Lab Sample ID:	**1204040-01**	Sampled By:	TML
Matrix:	Water	Received:	04/03/12 09:00
Unit:	ug/L	Prepared:	04/06/12 By: DLV
Dilution Factor:	1	Analyzed:	04/06/12 By: DLV
QC Batch:	1204387	Analytical Batch:	2D09058

Volatile Organic Compounds by EPA Method 8260B

CAS Number	Analyte	Analytical Result	RL
67-64-1	Acetone	<20	20
107-13-1	Acrylonitrile	<2.0	2.0
71-43-2	Benzene	<1.0	1.0
108-86-1	Bromobenzene	<1.0	1.0
74-97-5	Bromochloromethane	<1.0	1.0
75-27-4	Bromodichloromethane	<1.0	1.0
75-25-2	Bromoform	<1.0	1.0
74-83-9	Bromomethane	<5.0	5.0
104-51-8	n-Butylbenzene	<1.0	1.0
135-98-8	sec-Butylbenzene	<1.0	1.0
98-06-6	tert-Butylbenzene	<1.0	1.0
75-15-0	Carbon Disulfide	<1.0	1.0
56-23-5	Carbon Tetrachloride	<1.0	1.0
108-90-7	Chlorobenzene	<1.0	1.0
75-00-3	Chloroethane	<5.0	5.0
67-66-3	Chloroform	<1.0	1.0
74-87-3	Chloromethane	<5.0	5.0
96-12-8	1,2-Dibromo-3-chloropropane	<5.0	5.0
124-48-1	Dibromochloromethane	<1.0	1.0
106-93-4	1,2-Dibromoethane	<1.0	1.0
74-95-3	Dibromomethane	<1.0	1.0
110-57-6	trans-1,4-Dichloro-2-butene	<1.0	1.0
95-50-1	1,2-Dichlorobenzene	<1.0	1.0
541-73-1	1,3-Dichlorobenzene	<1.0	1.0
106-46-7	1,4-Dichlorobenzene	<1.0	1.0
75-71-8	Dichlorodifluoromethane	<5.0	5.0
75-34-3	1,1-Dichloroethane	<1.0	1.0
107-06-2	1,2-Dichloroethane	<1.0	1.0
75-35-4	1,1-Dichloroethene	<1.0	1.0
156-59-2	cis-1,2-Dichloroethene	<1.0	1.0
156-60-5	trans-1,2-Dichloroethene	<1.0	1.0

Continued on next page

This report shall not be reproduced, except in full, without written authorization of TriMatrix Laboratories, Inc.
Individual sample results relate only to the sample tested.

5560 Corporate Exchange Court SE ♦ Grand Rapids, MI 49512 ♦ 616.975.4500 ♦ Fax 616.942.7463 ♦ www.trimatrixlabs.com

US EPA ARCHIVE DOCUMENT

TRIMATRIX LABORATORIES

ANALYTICAL REPORT

Client:	**TRC Companies. - Ann Arbor Office**	Work Order:	**1204040**
Project:	Tecumseh Products	Description:	Laboratory Services
Client Sample ID:	**TB-01**	Sampled:	04/02/12 00:00
Lab Sample ID:	**1204040-01**	Sampled By:	TML
Matrix:	Water	Received:	04/03/12 09:00
Unit:	ug/L	Prepared:	04/06/12 By: DLV
Dilution Factor:	1	Analyzed:	04/06/12 By: DLV
QC Batch:	1204387	Analytical Batch:	2D09058

Volatile Organic Compounds by EPA Method 8260B (Continued)

CAS Number	Analyte	Analytical Result	RL
78-87-5	1,2-Dichloropropane	<1.0	1.0
10061-01-5	cis-1,3-Dichloropropene	<1.0	1.0
10061-02-6	trans-1,3-Dichloropropene	<1.0	1.0
100-41-4	Ethylbenzene	<1.0	1.0
60-29-7	Ethyl Ether	<5.0	5.0
591-78-6	2-Hexanone	<5.0	5.0
74-88-4	Iodomethane	<1.0	1.0
98-82-8	Isopropylbenzene	<1.0	1.0
99-87-6	4-Isopropyltoluene	<5.0	5.0
1634-04-4	Methyl tert-Butyl Ether	<5.0	5.0
75-09-2	Methylene Chloride	<5.0	5.0
78-93-3	2-Butanone (MEK)	<5.0	5.0
91-57-6	2-Methylnaphthalene	<5.0	5.0
108-10-1	4-Methyl-2-pentanone (MIBK)	<5.0	5.0
91-20-3	Naphthalene	<5.0	5.0
103-65-1	n-Propylbenzene	<1.0	1.0
100-42-5	Styrene	<1.0	1.0
630-20-6	1,1,1,2-Tetrachloroethane	<1.0	1.0
79-34-5	1,1,2,2-Tetrachloroethane	<1.0	1.0
127-18-4	Tetrachloroethene	<1.0	1.0
109-99-9	Tetrahydrofuran	<5.0	5.0
108-88-3	Toluene	<1.0	1.0
87-61-6	1,2,3-Trichlorobenzene	<5.0	5.0
120-82-1	1,2,4-Trichlorobenzene	<5.0	5.0
71-55-6	1,1,1-Trichloroethane	<1.0	1.0
79-00-5	1,1,2-Trichloroethane	<1.0	1.0
79-01-6	Trichloroethene	<1.0	1.0
75-69-4	Trichlorofluoromethane	<1.0	1.0
96-18-4	1,2,3-Trichloropropane	<1.0	1.0
95-63-6	1,2,4-Trimethylbenzene	<1.0	1.0
108-67-8	1,3,5-Trimethylbenzene	<1.0	1.0

Continued on next page

This report shall not be reproduced, except in full, without written authorization of TriMatrix Laboratories, Inc.
Individual sample results relate only to the sample tested.

5560 Corporate Exchange Court SE ♦ Grand Rapids, MI 49512 ♦ 616.975.4500 ♦ Fax 616.942.7463 ♦ www.trimatrixlabs.com

US EPA ARCHIVE DOCUMENT

TRIMATRIX LABORATORIES

ANALYTICAL REPORT

Client:	**TRC Companies. - Ann Arbor Office**	Work Order:	**1204040**
Project:	Tecumseh Products	Description:	Laboratory Services
Client Sample ID:	**TB-01**	Sampled:	04/02/12 00:00
Lab Sample ID:	**1204040-01**	Sampled By:	TML
Matrix:	Water	Received:	04/03/12 09:00
Unit:	ug/L	Prepared:	04/06/12 By: DLV
Dilution Factor:	1	Analyzed:	04/06/12 By: DLV
QC Batch:	1204387	Analytical Batch:	2D09058

Volatile Organic Compounds by EPA Method 8260B (Continued)

CAS Number	Analyte	Analytical Result	RL
75-01-4	Vinyl Chloride	<1.0	1.0
179601-23-1	Xylene, Meta + Para	<2.0	2.0
95-47-6	Xylene, Ortho	<1.0	1.0

Surrogates:	***% Recovery***	***Control Limits***
Dibromofluoromethane	*100*	*85-118*
1,2-Dichloroethane-d4	*101*	*87-122*
Toluene-d8	*99*	*85-113*
4-Bromofluorobenzene	*100*	*82-110*

US EPA ARCHIVE DOCUMENT

This report shall not be reproduced, except in full, without written authorization of TriMatrix Laboratories, Inc.
Individual sample results relate only to the sample tested.
5560 Corporate Exchange Court SE ♦ Grand Rapids, MI 49512 ♦ 616.975.4500 ♦ Fax 616.942.7463 ♦ www.trimatrixlabs.com

TRIMATRIX LABORATORIES

ANALYTICAL REPORT

Client:	**TRC Companies. - Ann Arbor Office**	Work Order:	**1204040**
Project:	Tecumseh Products	Description:	Laboratory Services
Client Sample ID:	**MW-24s**	Sampled:	04/02/12 08:28
Lab Sample ID:	**1204040-02**	Sampled By:	J. Jasso
Matrix:	Water	Received:	04/03/12 09:00
Unit:	ug/L	Prepared:	04/06/12 By: DLV
Dilution Factor:	1	Analyzed:	04/06/12 By: DLV
QC Batch:	1204387	Analytical Batch:	2D09058

Volatile Organic Compounds by EPA Method 8260B

CAS Number	Analyte	Analytical Result	RL
67-64-1	Acetone	<20	20
107-13-1	Acrylonitrile	<2.0	2.0
71-43-2	Benzene	<1.0	1.0
108-86-1	Bromobenzene	<1.0	1.0
74-97-5	Bromochloromethane	<1.0	1.0
75-27-4	Bromodichloromethane	<1.0	1.0
75-25-2	Bromoform	<1.0	1.0
74-83-9	Bromomethane	<5.0	5.0
104-51-8	n-Butylbenzene	<1.0	1.0
135-98-8	sec-Butylbenzene	<1.0	1.0
98-06-6	tert-Butylbenzene	<1.0	1.0
75-15-0	Carbon Disulfide	<1.0	1.0
56-23-5	Carbon Tetrachloride	<1.0	1.0
108-90-7	Chlorobenzene	<1.0	1.0
75-00-3	Chloroethane	<5.0	5.0
67-66-3	Chloroform	<1.0	1.0
74-87-3	Chloromethane	<5.0	5.0
96-12-8	1,2-Dibromo-3-chloropropane	<5.0	5.0
124-48-1	Dibromochloromethane	<1.0	1.0
106-93-4	1,2-Dibromoethane	<1.0	1.0
74-95-3	Dibromomethane	<1.0	1.0
110-57-6	trans-1,4-Dichloro-2-butene	<1.0	1.0
95-50-1	1,2-Dichlorobenzene	<1.0	1.0
541-73-1	1,3-Dichlorobenzene	<1.0	1.0
106-46-7	1,4-Dichlorobenzene	<1.0	1.0
75-71-8	Dichlorodifluoromethane	<5.0	5.0
75-34-3	1,1-Dichloroethane	<1.0	1.0
107-06-2	1,2-Dichloroethane	<1.0	1.0
75-35-4	1,1-Dichloroethene	<1.0	1.0
156-59-2	cis-1,2-Dichloroethene	<1.0	1.0
156-60-5	trans-1,2-Dichloroethene	<1.0	1.0

Continued on next page

This report shall not be reproduced, except in full, without written authorization of TriMatrix Laboratories, Inc.
Individual sample results relate only to the sample tested.

5560 Corporate Exchange Court SE ♦ Grand Rapids, MI 49512 ♦ 616.975.4500 ♦ Fax 616.942.7463 ♦ www.trimatrixlabs.com

US EPA ARCHIVE DOCUMENT

TRIMATRIX LABORATORIES

ANALYTICAL REPORT

Client:	**TRC Companies. - Ann Arbor Office**	Work Order:	**1204040**
Project:	Tecumseh Products	Description:	Laboratory Services
Client Sample ID:	**MW-24s**	Sampled:	04/02/12 08:28
Lab Sample ID:	**1204040-02**	Sampled By:	J. Jasso
Matrix:	Water	Received:	04/03/12 09:00
Unit:	ug/L	Prepared:	04/06/12 By: DLV
Dilution Factor:	1	Analyzed:	04/06/12 By: DLV
QC Batch:	1204387	Analytical Batch:	2D09058

Volatile Organic Compounds by EPA Method 8260B (Continued)

CAS Number	Analyte	Analytical Result	RL
78-87-5	1,2-Dichloropropane	<1.0	1.0
10061-01-5	cis-1,3-Dichloropropene	<1.0	1.0
10061-02-6	trans-1,3-Dichloropropene	<1.0	1.0
100-41-4	Ethylbenzene	<1.0	1.0
60-29-7	Ethyl Ether	<5.0	5.0
591-78-6	2-Hexanone	<5.0	5.0
74-88-4	Iodomethane	<1.0	1.0
98-82-8	Isopropylbenzene	<1.0	1.0
99-87-6	4-Isopropyltoluene	<5.0	5.0
1634-04-4	Methyl tert-Butyl Ether	<5.0	5.0
75-09-2	Methylene Chloride	<5.0	5.0
78-93-3	2-Butanone (MEK)	<5.0	5.0
91-57-6	2-Methylnaphthalene	<5.0	5.0
108-10-1	4-Methyl-2-pentanone (MIBK)	<5.0	5.0
91-20-3	Naphthalene	<5.0	5.0
103-65-1	n-Propylbenzene	<1.0	1.0
100-42-5	Styrene	<1.0	1.0
630-20-6	1,1,1,2-Tetrachloroethane	<1.0	1.0
79-34-5	1,1,2,2-Tetrachloroethane	<1.0	1.0
127-18-4	Tetrachloroethene	<1.0	1.0
109-99-9	Tetrahydrofuran	<5.0	5.0
108-88-3	Toluene	<1.0	1.0
87-61-6	1,2,3-Trichlorobenzene	<5.0	5.0
120-82-1	1,2,4-Trichlorobenzene	<5.0	5.0
71-55-6	1,1,1-Trichloroethane	<1.0	1.0
79-00-5	1,1,2-Trichloroethane	<1.0	1.0
79-01-6	Trichloroethene	<1.0	1.0
75-69-4	Trichlorofluoromethane	<1.0	1.0
96-18-4	1,2,3-Trichloropropane	<1.0	1.0
95-63-6	1,2,4-Trimethylbenzene	<1.0	1.0
108-67-8	1,3,5-Trimethylbenzene	<1.0	1.0

Continued on next page

This report shall not be reproduced, except in full, without written authorization of TriMatrix Laboratories, Inc.
Individual sample results relate only to the sample tested.

5560 Corporate Exchange Court SE ♦ Grand Rapids, MI 49512 ♦ 616.975.4500 ♦ Fax 616.942.7463 ♦ www.trimatrixlabs.com

US EPA ARCHIVE DOCUMENT

TRIMATRIX LABORATORIES

ANALYTICAL REPORT

Client:	**TRC Companies. - Ann Arbor Office**	Work Order:	**1204040**
Project:	Tecumseh Products	Description:	Laboratory Services
Client Sample ID:	**MW-24s**	Sampled:	04/02/12 08:28
Lab Sample ID:	**1204040-02**	Sampled By:	J. Jasso
Matrix:	Water	Received:	04/03/12 09:00
Unit:	ug/L	Prepared:	04/06/12 By: DLV
Dilution Factor:	1	Analyzed:	04/06/12 By: DLV
QC Batch:	1204387	Analytical Batch:	2D09058

Volatile Organic Compounds by EPA Method 8260B (Continued)

CAS Number	Analyte	Analytical Result	RL
75-01-4	Vinyl Chloride	<1.0	1.0
179601-23-1	Xylene, Meta + Para	<2.0	2.0
95-47-6	Xylene, Ortho	<1.0	1.0

Surrogates:	***% Recovery***	***Control Limits***
Dibromofluoromethane	*99*	*85-118*
1,2-Dichloroethane-d4	*101*	*87-122*
Toluene-d8	*99*	*85-113*
4-Bromofluorobenzene	*100*	*82-110*

US EPA ARCHIVE DOCUMENT

This report shall not be reproduced, except in full, without written authorization of TriMatrix Laboratories, Inc.
Individual sample results relate only to the sample tested.
5560 Corporate Exchange Court SE ♦ Grand Rapids, MI 49512 ♦ 616.975.4500 ♦ Fax 616.942.7463 ♦ www.trimatrixlabs.com

TRIMATRIX LABORATORIES

ANALYTICAL REPORT

Client:	**TRC Companies. - Ann Arbor Office**	Work Order:	**1204040**
Project:	Tecumseh Products	Description:	Laboratory Services
Client Sample ID:	**MW-24d**	Sampled:	04/02/12 09:39
Lab Sample ID:	**1204040-03**	Sampled By:	J. Jasso
Matrix:	Water	Received:	04/03/12 09:00
Unit:	ug/L	Prepared:	04/06/12 By: DLV
Dilution Factor:	1	Analyzed:	04/06/12 By: DLV
QC Batch:	1204387	Analytical Batch:	2D09058

Volatile Organic Compounds by EPA Method 8260B

CAS Number	Analyte	Analytical Result	RL
67-64-1	Acetone	<20	20
107-13-1	Acrylonitrile	<2.0	2.0
71-43-2	Benzene	<1.0	1.0
108-86-1	Bromobenzene	<1.0	1.0
74-97-5	Bromochloromethane	<1.0	1.0
75-27-4	Bromodichloromethane	<1.0	1.0
75-25-2	Bromoform	<1.0	1.0
74-83-9	Bromomethane	<5.0	5.0
104-51-8	n-Butylbenzene	<1.0	1.0
135-98-8	sec-Butylbenzene	<1.0	1.0
98-06-6	tert-Butylbenzene	<1.0	1.0
75-15-0	Carbon Disulfide	<1.0	1.0
56-23-5	Carbon Tetrachloride	<1.0	1.0
108-90-7	Chlorobenzene	<1.0	1.0
75-00-3	Chloroethane	<5.0	5.0
67-66-3	Chloroform	<1.0	1.0
74-87-3	Chloromethane	<5.0	5.0
96-12-8	1,2-Dibromo-3-chloropropane	<5.0	5.0
124-48-1	Dibromochloromethane	<1.0	1.0
106-93-4	1,2-Dibromoethane	<1.0	1.0
74-95-3	Dibromomethane	<1.0	1.0
110-57-6	trans-1,4-Dichloro-2-butene	<1.0	1.0
95-50-1	1,2-Dichlorobenzene	<1.0	1.0
541-73-1	1,3-Dichlorobenzene	<1.0	1.0
106-46-7	1,4-Dichlorobenzene	<1.0	1.0
75-71-8	Dichlorodifluoromethane	<5.0	5.0
75-34-3	1,1-Dichloroethane	<1.0	1.0
107-06-2	1,2-Dichloroethane	<1.0	1.0
75-35-4	1,1-Dichloroethene	<1.0	1.0
156-59-2	cis-1,2-Dichloroethene	<1.0	1.0
156-60-5	trans-1,2-Dichloroethene	<1.0	1.0

Continued on next page

This report shall not be reproduced, except in full, without written authorization of TriMatrix Laboratories, Inc.
Individual sample results relate only to the sample tested.

5560 Corporate Exchange Court SE ♦ Grand Rapids, MI 49512 ♦ 616.975.4500 ♦ Fax 616.942.7463 ♦ www.trimatrixlabs.com

US EPA ARCHIVE DOCUMENT

TRIMATRIX LABORATORIES

ANALYTICAL REPORT

Client:	**TRC Companies. - Ann Arbor Office**	Work Order:	**1204040**
Project:	Tecumseh Products	Description:	Laboratory Services
Client Sample ID:	**MW-24d**	Sampled:	04/02/12 09:39
Lab Sample ID:	**1204040-03**	Sampled By:	J. Jasso
Matrix:	Water	Received:	04/03/12 09:00
Unit:	ug/L	Prepared:	04/06/12 By: DLV
Dilution Factor:	1	Analyzed:	04/06/12 By: DLV
QC Batch:	1204387	Analytical Batch:	2D09058

Volatile Organic Compounds by EPA Method 8260B (Continued)

CAS Number	Analyte	Analytical Result	RL
78-87-5	1,2-Dichloropropane	<1.0	1.0
10061-01-5	cis-1,3-Dichloropropene	<1.0	1.0
10061-02-6	trans-1,3-Dichloropropene	<1.0	1.0
100-41-4	Ethylbenzene	<1.0	1.0
60-29-7	Ethyl Ether	<5.0	5.0
591-78-6	2-Hexanone	<5.0	5.0
74-88-4	Iodomethane	<1.0	1.0
98-82-8	Isopropylbenzene	<1.0	1.0
99-87-6	4-Isopropyltoluene	<5.0	5.0
1634-04-4	Methyl tert-Butyl Ether	<5.0	5.0
75-09-2	Methylene Chloride	<5.0	5.0
78-93-3	2-Butanone (MEK)	<5.0	5.0
91-57-6	2-Methylnaphthalene	<5.0	5.0
108-10-1	4-Methyl-2-pentanone (MIBK)	<5.0	5.0
91-20-3	Naphthalene	<5.0	5.0
103-65-1	n-Propylbenzene	<1.0	1.0
100-42-5	Styrene	<1.0	1.0
630-20-6	1,1,1,2-Tetrachloroethane	<1.0	1.0
79-34-5	1,1,2,2-Tetrachloroethane	<1.0	1.0
127-18-4	Tetrachloroethene	<1.0	1.0
109-99-9	Tetrahydrofuran	<5.0	5.0
108-88-3	Toluene	<1.0	1.0
87-61-6	1,2,3-Trichlorobenzene	<5.0	5.0
120-82-1	1,2,4-Trichlorobenzene	<5.0	5.0
71-55-6	1,1,1-Trichloroethane	<1.0	1.0
79-00-5	1,1,2-Trichloroethane	<1.0	1.0
79-01-6	Trichloroethene	<1.0	1.0
75-69-4	Trichlorofluoromethane	<1.0	1.0
96-18-4	1,2,3-Trichloropropane	<1.0	1.0
95-63-6	1,2,4-Trimethylbenzene	<1.0	1.0
108-67-8	1,3,5-Trimethylbenzene	<1.0	1.0

Continued on next page

This report shall not be reproduced, except in full, without written authorization of TriMatrix Laboratories, Inc.
Individual sample results relate only to the sample tested.

5560 Corporate Exchange Court SE ♦ Grand Rapids, MI 49512 ♦ 616.975.4500 ♦ Fax 616.942.7463 ♦ www.trimatrixlabs.com

US EPA ARCHIVE DOCUMENT

TRIMATRIX LABORATORIES

ANALYTICAL REPORT

Client:	**TRC Companies. - Ann Arbor Office**	Work Order:	**1204040**
Project:	Tecumseh Products	Description:	Laboratory Services
Client Sample ID:	**MW-24d**	Sampled:	04/02/12 09:39
Lab Sample ID:	**1204040-03**	Sampled By:	J. Jasso
Matrix:	Water	Received:	04/03/12 09:00
Unit:	ug/L	Prepared:	04/06/12 By: DLV
Dilution Factor:	1	Analyzed:	04/06/12 By: DLV
QC Batch:	1204387	Analytical Batch:	2D09058

Volatile Organic Compounds by EPA Method 8260B (Continued)

CAS Number	Analyte	Analytical Result	RL
75-01-4	Vinyl Chloride	<1.0	1.0
179601-23-1	Xylene, Meta + Para	<2.0	2.0
95-47-6	Xylene, Ortho	<1.0	1.0

Surrogates:	***% Recovery***	***Control Limits***
Dibromofluoromethane	*100*	*85-118*
1,2-Dichloroethane-d4	*100*	*87-122*
Toluene-d8	*99*	*85-113*
4-Bromofluorobenzene	*100*	*82-110*

This report shall not be reproduced, except in full, without written authorization of TriMatrix Laboratories, Inc.
Individual sample results relate only to the sample tested.

5560 Corporate Exchange Court SE ♦ Grand Rapids, MI 49512 ♦ 616.975.4500 ♦ Fax 616.942.7463 ♦ www.trimatrixlabs.com

US EPA ARCHIVE DOCUMENT

TRIMATRIX LABORATORIES

ANALYTICAL REPORT

Client:	**TRC Companies. - Ann Arbor Office**	Work Order:	**1204040**
Project:	Tecumseh Products	Description:	Laboratory Services
Client Sample ID:	**MW-17s**	Sampled:	04/02/12 11:34
Lab Sample ID:	**1204040-04**	Sampled By:	J. Jasso
Matrix:	Water	Received:	04/03/12 09:00
Unit:	ug/L	Prepared:	04/06/12 By: DLV
Dilution Factor:	1	Analyzed:	04/06/12 By: DLV
QC Batch:	1204387	Analytical Batch:	2D09058

Volatile Organic Compounds by EPA Method 8260B

CAS Number	Analyte	Analytical Result	RL
67-64-1	Acetone	<20	20
107-13-1	Acrylonitrile	<2.0	2.0
71-43-2	Benzene	<1.0	1.0
108-86-1	Bromobenzene	<1.0	1.0
74-97-5	Bromochloromethane	<1.0	1.0
75-27-4	Bromodichloromethane	<1.0	1.0
75-25-2	Bromoform	<1.0	1.0
74-83-9	Bromomethane	<5.0	5.0
104-51-8	n-Butylbenzene	<1.0	1.0
135-98-8	sec-Butylbenzene	<1.0	1.0
98-06-6	tert-Butylbenzene	<1.0	1.0
75-15-0	Carbon Disulfide	<1.0	1.0
56-23-5	Carbon Tetrachloride	<1.0	1.0
108-90-7	Chlorobenzene	<1.0	1.0
75-00-3	Chloroethane	<5.0	5.0
67-66-3	Chloroform	<1.0	1.0
74-87-3	Chloromethane	<5.0	5.0
96-12-8	1,2-Dibromo-3-chloropropane	<5.0	5.0
124-48-1	Dibromochloromethane	<1.0	1.0
106-93-4	1,2-Dibromoethane	<1.0	1.0
74-95-3	Dibromomethane	<1.0	1.0
110-57-6	trans-1,4-Dichloro-2-butene	<1.0	1.0
95-50-1	1,2-Dichlorobenzene	<1.0	1.0
541-73-1	1,3-Dichlorobenzene	<1.0	1.0
106-46-7	1,4-Dichlorobenzene	<1.0	1.0
75-71-8	Dichlorodifluoromethane	<5.0	5.0
75-34-3	1,1-Dichloroethane	<1.0	1.0
107-06-2	1,2-Dichloroethane	<1.0	1.0
75-35-4	1,1-Dichloroethene	<1.0	1.0
156-59-2	cis-1,2-Dichloroethene	<1.0	1.0
156-60-5	trans-1,2-Dichloroethene	<1.0	1.0

Continued on next page

This report shall not be reproduced, except in full, without written authorization of TriMatrix Laboratories, Inc.
Individual sample results relate only to the sample tested.

5560 Corporate Exchange Court SE ♦ Grand Rapids, MI 49512 ♦ 616.975.4500 ♦ Fax 616.942.7463 ♦ www.trimatrixlabs.com

US EPA ARCHIVE DOCUMENT

TRIMATRIX LABORATORIES

ANALYTICAL REPORT

Client:	**TRC Companies. - Ann Arbor Office**	Work Order:	**1204040**
Project:	Tecumseh Products	Description:	Laboratory Services
Client Sample ID:	**MW-17s**	Sampled:	04/02/12 11:34
Lab Sample ID:	**1204040-04**	Sampled By:	J. Jasso
Matrix:	Water	Received:	04/03/12 09:00
Unit:	ug/L	Prepared:	04/06/12 By: DLV
Dilution Factor:	1	Analyzed:	04/06/12 By: DLV
QC Batch:	1204387	Analytical Batch:	2D09058

Volatile Organic Compounds by EPA Method 8260B (Continued)

CAS Number	Analyte	Analytical Result	RL
78-87-5	1,2-Dichloropropane	<1.0	1.0
10061-01-5	cis-1,3-Dichloropropene	<1.0	1.0
10061-02-6	trans-1,3-Dichloropropene	<1.0	1.0
100-41-4	Ethylbenzene	<1.0	1.0
60-29-7	Ethyl Ether	<5.0	5.0
591-78-6	2-Hexanone	<5.0	5.0
74-88-4	Iodomethane	<1.0	1.0
98-82-8	Isopropylbenzene	<1.0	1.0
99-87-6	4-Isopropyltoluene	<5.0	5.0
1634-04-4	Methyl tert-Butyl Ether	<5.0	5.0
75-09-2	Methylene Chloride	<5.0	5.0
78-93-3	2-Butanone (MEK)	<5.0	5.0
91-57-6	2-Methylnaphthalene	<5.0	5.0
108-10-1	4-Methyl-2-pentanone (MIBK)	<5.0	5.0
91-20-3	Naphthalene	<5.0	5.0
103-65-1	n-Propylbenzene	<1.0	1.0
100-42-5	Styrene	<1.0	1.0
630-20-6	1,1,1,2-Tetrachloroethane	<1.0	1.0
79-34-5	1,1,2,2-Tetrachloroethane	<1.0	1.0
127-18-4	Tetrachloroethene	<1.0	1.0
109-99-9	Tetrahydrofuran	<5.0	5.0
108-88-3	Toluene	<1.0	1.0
87-61-6	1,2,3-Trichlorobenzene	<5.0	5.0
120-82-1	1,2,4-Trichlorobenzene	<5.0	5.0
71-55-6	1,1,1-Trichloroethane	<1.0	1.0
79-00-5	1,1,2-Trichloroethane	<1.0	1.0
79-01-6	Trichloroethene	<1.0	1.0
75-69-4	Trichlorofluoromethane	<1.0	1.0
96-18-4	1,2,3-Trichloropropane	<1.0	1.0
95-63-6	1,2,4-Trimethylbenzene	<1.0	1.0
108-67-8	1,3,5-Trimethylbenzene	<1.0	1.0

Continued on next page

This report shall not be reproduced, except in full, without written authorization of TriMatrix Laboratories, Inc.
Individual sample results relate only to the sample tested.

5560 Corporate Exchange Court SE ♦ Grand Rapids, MI 49512 ♦ 616.975.4500 ♦ Fax 616.942.7463 ♦ www.trimatrixlabs.com

US EPA ARCHIVE DOCUMENT

TRIMATRIX LABORATORIES

ANALYTICAL REPORT

Client:	**TRC Companies. - Ann Arbor Office**	Work Order:	**1204040**
Project:	Tecumseh Products	Description:	Laboratory Services
Client Sample ID:	**MW-17s**	Sampled:	04/02/12 11:34
Lab Sample ID:	**1204040-04**	Sampled By:	J. Jasso
Matrix:	Water	Received:	04/03/12 09:00
Unit:	ug/L	Prepared:	04/06/12 By: DLV
Dilution Factor:	1	Analyzed:	04/06/12 By: DLV
QC Batch:	1204387	Analytical Batch:	2D09058

Volatile Organic Compounds by EPA Method 8260B (Continued)

CAS Number	Analyte	Analytical Result	RL
75-01-4	Vinyl Chloride	<1.0	1.0
179601-23-1	Xylene, Meta + Para	<2.0	2.0
95-47-6	Xylene, Ortho	<1.0	1.0

Surrogates:	***% Recovery***	***Control Limits***
Dibromofluoromethane	*101*	*85-118*
1,2-Dichloroethane-d4	*101*	*87-122*
Toluene-d8	*99*	*85-113*
4-Bromofluorobenzene	*100*	*82-110*

This report shall not be reproduced, except in full, without written authorization of TriMatrix Laboratories, Inc.
Individual sample results relate only to the sample tested.

5560 Corporate Exchange Court SE ♦ Grand Rapids, MI 49512 ♦ 616.975.4500 ♦ Fax 616.942.7463 ♦ www.trimatrixlabs.com

US EPA ARCHIVE DOCUMENT

TRIMATRIX LABORATORIES

ANALYTICAL REPORT

Client:	**TRC Companies. - Ann Arbor Office**	Work Order:	**1204040**
Project:	Tecumseh Products	Description:	Laboratory Services
Client Sample ID:	**WL-01**	Sampled:	04/02/12 11:50
Lab Sample ID:	**1204040-05**	Sampled By:	J. Jasso
Matrix:	Water	Received:	04/03/12 09:00
Unit:	ug/L	Prepared:	04/06/12 By: DLV
Dilution Factor:	1	Analyzed:	04/06/12 By: DLV
QC Batch:	1204387	Analytical Batch:	2D09058

Volatile Organic Compounds by EPA Method 8260B

CAS Number	Analyte	Analytical Result	RL
67-64-1	Acetone	<20	20
107-13-1	Acrylonitrile	<2.0	2.0
71-43-2	Benzene	<1.0	1.0
108-86-1	Bromobenzene	<1.0	1.0
74-97-5	Bromochloromethane	<1.0	1.0
75-27-4	Bromodichloromethane	<1.0	1.0
75-25-2	Bromoform	<1.0	1.0
74-83-9	Bromomethane	<5.0	5.0
104-51-8	n-Butylbenzene	<1.0	1.0
135-98-8	sec-Butylbenzene	<1.0	1.0
98-06-6	tert-Butylbenzene	<1.0	1.0
75-15-0	Carbon Disulfide	<1.0	1.0
56-23-5	Carbon Tetrachloride	<1.0	1.0
108-90-7	Chlorobenzene	<1.0	1.0
75-00-3	Chloroethane	<5.0	5.0
67-66-3	Chloroform	<1.0	1.0
74-87-3	Chloromethane	<5.0	5.0
96-12-8	1,2-Dibromo-3-chloropropane	<5.0	5.0
124-48-1	Dibromochloromethane	<1.0	1.0
106-93-4	1,2-Dibromoethane	<1.0	1.0
74-95-3	Dibromomethane	<1.0	1.0
110-57-6	trans-1,4-Dichloro-2-butene	<1.0	1.0
95-50-1	1,2-Dichlorobenzene	<1.0	1.0
541-73-1	1,3-Dichlorobenzene	<1.0	1.0
106-46-7	1,4-Dichlorobenzene	<1.0	1.0
75-71-8	Dichlorodifluoromethane	<5.0	5.0
75-34-3	1,1-Dichloroethane	<1.0	1.0
107-06-2	1,2-Dichloroethane	<1.0	1.0
75-35-4	1,1-Dichloroethene	<1.0	1.0
156-59-2	cis-1,2-Dichloroethene	<1.0	1.0
156-60-5	trans-1,2-Dichloroethene	<1.0	1.0

Continued on next page

This report shall not be reproduced, except in full, without written authorization of TriMatrix Laboratories, Inc.
Individual sample results relate only to the sample tested.

5560 Corporate Exchange Court SE ♦ Grand Rapids, MI 49512 ♦ 616.975.4500 ♦ Fax 616.942.7463 ♦ www.trimatrixlabs.com

US EPA ARCHIVE DOCUMENT

TRIMATRIX LABORATORIES

ANALYTICAL REPORT

Client:	**TRC Companies. - Ann Arbor Office**	Work Order:	**1204040**
Project:	Tecumseh Products	Description:	Laboratory Services
Client Sample ID:	**WL-01**	Sampled:	04/02/12 11:50
Lab Sample ID:	**1204040-05**	Sampled By:	J. Jasso
Matrix:	Water	Received:	04/03/12 09:00
Unit:	ug/L	Prepared:	04/06/12 By: DLV
Dilution Factor:	1	Analyzed:	04/06/12 By: DLV
QC Batch:	1204387	Analytical Batch:	2D09058

Volatile Organic Compounds by EPA Method 8260B (Continued)

CAS Number	Analyte	Analytical Result	RL
78-87-5	1,2-Dichloropropane	<1.0	1.0
10061-01-5	cis-1,3-Dichloropropene	<1.0	1.0
10061-02-6	trans-1,3-Dichloropropene	<1.0	1.0
100-41-4	Ethylbenzene	<1.0	1.0
60-29-7	Ethyl Ether	<5.0	5.0
591-78-6	2-Hexanone	<5.0	5.0
74-88-4	Iodomethane	<1.0	1.0
98-82-8	Isopropylbenzene	<1.0	1.0
99-87-6	4-Isopropyltoluene	<5.0	5.0
1634-04-4	Methyl tert-Butyl Ether	<5.0	5.0
75-09-2	Methylene Chloride	<5.0	5.0
78-93-3	2-Butanone (MEK)	<5.0	5.0
91-57-6	2-Methylnaphthalene	<5.0	5.0
108-10-1	4-Methyl-2-pentanone (MIBK)	<5.0	5.0
91-20-3	Naphthalene	<5.0	5.0
103-65-1	n-Propylbenzene	<1.0	1.0
100-42-5	Styrene	<1.0	1.0
630-20-6	1,1,1,2-Tetrachloroethane	<1.0	1.0
79-34-5	1,1,2,2-Tetrachloroethane	<1.0	1.0
127-18-4	Tetrachloroethene	<1.0	1.0
109-99-9	Tetrahydrofuran	<5.0	5.0
108-88-3	Toluene	<1.0	1.0
87-61-6	1,2,3-Trichlorobenzene	<5.0	5.0
120-82-1	1,2,4-Trichlorobenzene	<5.0	5.0
71-55-6	1,1,1-Trichloroethane	<1.0	1.0
79-00-5	1,1,2-Trichloroethane	<1.0	1.0
79-01-6	Trichloroethene	<1.0	1.0
75-69-4	Trichlorofluoromethane	<1.0	1.0
96-18-4	1,2,3-Trichloropropane	<1.0	1.0
95-63-6	1,2,4-Trimethylbenzene	<1.0	1.0
108-67-8	1,3,5-Trimethylbenzene	<1.0	1.0

Continued on next page

This report shall not be reproduced, except in full, without written authorization of TriMatrix Laboratories, Inc.
Individual sample results relate only to the sample tested.

5560 Corporate Exchange Court SE ♦ Grand Rapids, MI 49512 ♦ 616.975.4500 ♦ Fax 616.942.7463 ♦ www.trimatrixlabs.com

US EPA ARCHIVE DOCUMENT

TRIMATRIX LABORATORIES

ANALYTICAL REPORT

Client:	**TRC Companies. - Ann Arbor Office**	Work Order:	**1204040**
Project:	Tecumseh Products	Description:	Laboratory Services
Client Sample ID:	**WL-01**	Sampled:	04/02/12 11:50
Lab Sample ID:	**1204040-05**	Sampled By:	J. Jasso
Matrix:	Water	Received:	04/03/12 09:00
Unit:	ug/L	Prepared:	04/06/12 By: DLV
Dilution Factor:	1	Analyzed:	04/06/12 By: DLV
QC Batch:	1204387	Analytical Batch:	2D09058

Volatile Organic Compounds by EPA Method 8260B (Continued)

CAS Number	Analyte	Analytical Result	RL
75-01-4	Vinyl Chloride	<1.0	1.0
179601-23-1	Xylene, Meta + Para	<2.0	2.0
95-47-6	Xylene, Ortho	<1.0	1.0

Surrogates:	***% Recovery***	***Control Limits***
Dibromofluoromethane	*100*	*85-118*
1,2-Dichloroethane-d4	*100*	*87-122*
Toluene-d8	*99*	*85-113*
4-Bromofluorobenzene	*99*	*82-110*

US EPA ARCHIVE DOCUMENT

This report shall not be reproduced, except in full, without written authorization of TriMatrix Laboratories, Inc.
Individual sample results relate only to the sample tested.
5560 Corporate Exchange Court SE ♦ Grand Rapids, MI 49512 ♦ 616.975.4500 ♦ Fax 616.942.7463 ♦ www.trimatrixlabs.com

TRIMATRIX LABORATORIES

ANALYTICAL REPORT

Client:	**TRC Companies. - Ann Arbor Office**	Work Order:	**1204040**
Project:	Tecumseh Products	Description:	Laboratory Services
Client Sample ID:	**MW-10s**	Sampled:	04/02/12 13:54
Lab Sample ID:	**1204040-06**	Sampled By:	J. Jasso
Matrix:	Water	Received:	04/03/12 09:00
Unit:	ug/L	Prepared:	04/06/12 By: DLV
Dilution Factor:	1	Analyzed:	04/07/12 By: DLV
QC Batch:	1204387	Analytical Batch:	2D09058

Volatile Organic Compounds by EPA Method 8260B

CAS Number	Analyte	Analytical Result	RL
67-64-1	Acetone	<20	20
107-13-1	Acrylonitrile	<2.0	2.0
71-43-2	Benzene	<1.0	1.0
108-86-1	Bromobenzene	<1.0	1.0
74-97-5	Bromochloromethane	<1.0	1.0
75-27-4	Bromodichloromethane	<1.0	1.0
75-25-2	Bromoform	<1.0	1.0
74-83-9	Bromomethane	<5.0	5.0
104-51-8	n-Butylbenzene	<1.0	1.0
135-98-8	sec-Butylbenzene	<1.0	1.0
98-06-6	tert-Butylbenzene	<1.0	1.0
75-15-0	Carbon Disulfide	<1.0	1.0
56-23-5	Carbon Tetrachloride	<1.0	1.0
108-90-7	Chlorobenzene	<1.0	1.0
75-00-3	Chloroethane	<5.0	5.0
67-66-3	Chloroform	<1.0	1.0
74-87-3	Chloromethane	<5.0	5.0
96-12-8	1,2-Dibromo-3-chloropropane	<5.0	5.0
124-48-1	Dibromochloromethane	<1.0	1.0
106-93-4	1,2-Dibromoethane	<1.0	1.0
74-95-3	Dibromomethane	<1.0	1.0
110-57-6	trans-1,4-Dichloro-2-butene	<1.0	1.0
95-50-1	1,2-Dichlorobenzene	<1.0	1.0
541-73-1	1,3-Dichlorobenzene	<1.0	1.0
106-46-7	1,4-Dichlorobenzene	<1.0	1.0
75-71-8	Dichlorodifluoromethane	<5.0	5.0
75-34-3	1,1-Dichloroethane	<1.0	1.0
107-06-2	1,2-Dichloroethane	<1.0	1.0
75-35-4	1,1-Dichloroethene	<1.0	1.0
156-59-2	cis-1,2-Dichloroethene	<1.0	1.0
156-60-5	trans-1,2-Dichloroethene	<1.0	1.0

Continued on next page

This report shall not be reproduced, except in full, without written authorization of TriMatrix Laboratories, Inc.
Individual sample results relate only to the sample tested.

5560 Corporate Exchange Court SE ♦ Grand Rapids, MI 49512 ♦ 616.975.4500 ♦ Fax 616.942.7463 ♦ www.trimatrixlabs.com

US EPA ARCHIVE DOCUMENT

TRIMATRIX LABORATORIES

ANALYTICAL REPORT

Client:	**TRC Companies. - Ann Arbor Office**	Work Order:	**1204040**
Project:	Tecumseh Products	Description:	Laboratory Services
Client Sample ID:	**MW-10s**	Sampled:	04/02/12 13:54
Lab Sample ID:	**1204040-06**	Sampled By:	J. Jasso
Matrix:	Water	Received:	04/03/12 09:00
Unit:	ug/L	Prepared:	04/06/12 By: DLV
Dilution Factor:	1	Analyzed:	04/07/12 By: DLV
QC Batch:	1204387	Analytical Batch:	2D09058

Volatile Organic Compounds by EPA Method 8260B (Continued)

CAS Number	Analyte	Analytical Result	RL
78-87-5	1,2-Dichloropropane	<1.0	1.0
10061-01-5	cis-1,3-Dichloropropene	<1.0	1.0
10061-02-6	trans-1,3-Dichloropropene	<1.0	1.0
100-41-4	Ethylbenzene	<1.0	1.0
60-29-7	Ethyl Ether	<5.0	5.0
591-78-6	2-Hexanone	<5.0	5.0
74-88-4	Iodomethane	<1.0	1.0
98-82-8	Isopropylbenzene	<1.0	1.0
99-87-6	4-Isopropyltoluene	<5.0	5.0
1634-04-4	Methyl tert-Butyl Ether	<5.0	5.0
75-09-2	Methylene Chloride	<5.0	5.0
78-93-3	2-Butanone (MEK)	<5.0	5.0
91-57-6	2-Methylnaphthalene	<5.0	5.0
108-10-1	4-Methyl-2-pentanone (MIBK)	<5.0	5.0
91-20-3	Naphthalene	<5.0	5.0
103-65-1	n-Propylbenzene	<1.0	1.0
100-42-5	Styrene	<1.0	1.0
630-20-6	1,1,1,2-Tetrachloroethane	<1.0	1.0
79-34-5	1,1,2,2-Tetrachloroethane	<1.0	1.0
127-18-4	Tetrachloroethene	<1.0	1.0
109-99-9	Tetrahydrofuran	<5.0	5.0
108-88-3	Toluene	<1.0	1.0
87-61-6	1,2,3-Trichlorobenzene	<5.0	5.0
120-82-1	1,2,4-Trichlorobenzene	<5.0	5.0
71-55-6	1,1,1-Trichloroethane	<1.0	1.0
79-00-5	1,1,2-Trichloroethane	<1.0	1.0
79-01-6	Trichloroethene	<1.0	1.0
75-69-4	Trichlorofluoromethane	<1.0	1.0
96-18-4	1,2,3-Trichloropropane	<1.0	1.0
95-63-6	1,2,4-Trimethylbenzene	<1.0	1.0
108-67-8	1,3,5-Trimethylbenzene	<1.0	1.0

Continued on next page

This report shall not be reproduced, except in full, without written authorization of TriMatrix Laboratories, Inc.
Individual sample results relate only to the sample tested.

5560 Corporate Exchange Court SE ♦ Grand Rapids, MI 49512 ♦ 616.975.4500 ♦ Fax 616.942.7463 ♦ www.trimatrixlabs.com

US EPA ARCHIVE DOCUMENT

TRIMATRIX LABORATORIES

ANALYTICAL REPORT

Client:	**TRC Companies. - Ann Arbor Office**	Work Order:	**1204040**
Project:	Tecumseh Products	Description:	Laboratory Services
Client Sample ID:	**MW-10s**	Sampled:	04/02/12 13:54
Lab Sample ID:	**1204040-06**	Sampled By:	J. Jasso
Matrix:	Water	Received:	04/03/12 09:00
Unit:	ug/L	Prepared:	04/06/12 By: DLV
Dilution Factor:	1	Analyzed:	04/07/12 By: DLV
QC Batch:	1204387	Analytical Batch:	2D09058

Volatile Organic Compounds by EPA Method 8260B (Continued)

CAS Number	Analyte	Analytical Result	RL
75-01-4	Vinyl Chloride	<1.0	1.0
179601-23-1	Xylene, Meta + Para	<2.0	2.0
95-47-6	Xylene, Ortho	<1.0	1.0

Surrogates:	***% Recovery***	***Control Limits***
Dibromofluoromethane	*100*	*85-118*
1,2-Dichloroethane-d4	*101*	*87-122*
Toluene-d8	*99*	*85-113*
4-Bromofluorobenzene	*99*	*82-110*

US EPA ARCHIVE DOCUMENT

This report shall not be reproduced, except in full, without written authorization of TriMatrix Laboratories, Inc.
Individual sample results relate only to the sample tested.
5560 Corporate Exchange Court SE ♦ Grand Rapids, MI 49512 ♦ 616.975.4500 ♦ Fax 616.942.7463 ♦ www.trimatrixlabs.com

TRIMATRIX LABORATORIES

ANALYTICAL REPORT

Client:	**TRC Companies. - Ann Arbor Office**	Work Order:	**1204040**
Project:	Tecumseh Products	Description:	Laboratory Services
Client Sample ID:	**Dup-01**	Sampled:	04/02/12 00:00
Lab Sample ID:	**1204040-07**	Sampled By:	J. Jasso
Matrix:	Water	Received:	04/03/12 09:00
Unit:	ug/L	Prepared:	04/06/12 By: DLV
Dilution Factor:	1	Analyzed:	04/07/12 By: DLV
QC Batch:	1204387	Analytical Batch:	2D09058

Volatile Organic Compounds by EPA Method 8260B

CAS Number	Analyte	Analytical Result	RL
67-64-1	Acetone	<20	20
107-13-1	Acrylonitrile	<2.0	2.0
71-43-2	Benzene	<1.0	1.0
108-86-1	Bromobenzene	<1.0	1.0
74-97-5	Bromochloromethane	<1.0	1.0
75-27-4	Bromodichloromethane	<1.0	1.0
75-25-2	Bromoform	<1.0	1.0
74-83-9	Bromomethane	<5.0	5.0
104-51-8	n-Butylbenzene	<1.0	1.0
135-98-8	sec-Butylbenzene	<1.0	1.0
98-06-6	tert-Butylbenzene	<1.0	1.0
75-15-0	Carbon Disulfide	<1.0	1.0
56-23-5	Carbon Tetrachloride	<1.0	1.0
108-90-7	Chlorobenzene	<1.0	1.0
75-00-3	Chloroethane	<5.0	5.0
67-66-3	Chloroform	<1.0	1.0
74-87-3	Chloromethane	<5.0	5.0
96-12-8	1,2-Dibromo-3-chloropropane	<5.0	5.0
124-48-1	Dibromochloromethane	<1.0	1.0
106-93-4	1,2-Dibromoethane	<1.0	1.0
74-95-3	Dibromomethane	<1.0	1.0
110-57-6	trans-1,4-Dichloro-2-butene	<1.0	1.0
95-50-1	1,2-Dichlorobenzene	<1.0	1.0
541-73-1	1,3-Dichlorobenzene	<1.0	1.0
106-46-7	1,4-Dichlorobenzene	<1.0	1.0
75-71-8	Dichlorodifluoromethane	<5.0	5.0
75-34-3	1,1-Dichloroethane	<1.0	1.0
107-06-2	1,2-Dichloroethane	<1.0	1.0
75-35-4	1,1-Dichloroethene	<1.0	1.0
156-59-2	cis-1,2-Dichloroethene	<1.0	1.0
156-60-5	trans-1,2-Dichloroethene	<1.0	1.0

Continued on next page

This report shall not be reproduced, except in full, without written authorization of TriMatrix Laboratories, Inc.
Individual sample results relate only to the sample tested.

5560 Corporate Exchange Court SE ♦ Grand Rapids, MI 49512 ♦ 616.975.4500 ♦ Fax 616.942.7463 ♦ www.trimatrixlabs.com

US EPA ARCHIVE DOCUMENT

TRIMATRIX LABORATORIES

ANALYTICAL REPORT

Client:	**TRC Companies. - Ann Arbor Office**	Work Order:	**1204040**
Project:	Tecumseh Products	Description:	Laboratory Services
Client Sample ID:	**Dup-01**	Sampled:	04/02/12 00:00
Lab Sample ID:	**1204040-07**	Sampled By:	J. Jasso
Matrix:	Water	Received:	04/03/12 09:00
Unit:	ug/L	Prepared:	04/06/12 By: DLV
Dilution Factor:	1	Analyzed:	04/07/12 By: DLV
QC Batch:	1204387	Analytical Batch:	2D09058

Volatile Organic Compounds by EPA Method 8260B (Continued)

CAS Number	Analyte	Analytical Result	RL
78-87-5	1,2-Dichloropropane	<1.0	1.0
10061-01-5	cis-1,3-Dichloropropene	<1.0	1.0
10061-02-6	trans-1,3-Dichloropropene	<1.0	1.0
100-41-4	Ethylbenzene	<1.0	1.0
60-29-7	Ethyl Ether	<5.0	5.0
591-78-6	2-Hexanone	<5.0	5.0
74-88-4	Iodomethane	<1.0	1.0
98-82-8	Isopropylbenzene	<1.0	1.0
99-87-6	4-Isopropyltoluene	<5.0	5.0
1634-04-4	Methyl tert-Butyl Ether	<5.0	5.0
75-09-2	Methylene Chloride	<5.0	5.0
78-93-3	2-Butanone (MEK)	<5.0	5.0
91-57-6	2-Methylnaphthalene	<5.0	5.0
108-10-1	4-Methyl-2-pentanone (MIBK)	<5.0	5.0
91-20-3	Naphthalene	<5.0	5.0
103-65-1	n-Propylbenzene	<1.0	1.0
100-42-5	Styrene	<1.0	1.0
630-20-6	1,1,1,2-Tetrachloroethane	<1.0	1.0
79-34-5	1,1,2,2-Tetrachloroethane	<1.0	1.0
127-18-4	Tetrachloroethene	<1.0	1.0
109-99-9	Tetrahydrofuran	<5.0	5.0
108-88-3	Toluene	<1.0	1.0
87-61-6	1,2,3-Trichlorobenzene	<5.0	5.0
120-82-1	1,2,4-Trichlorobenzene	<5.0	5.0
71-55-6	1,1,1-Trichloroethane	<1.0	1.0
79-00-5	1,1,2-Trichloroethane	<1.0	1.0
79-01-6	Trichloroethene	<1.0	1.0
75-69-4	Trichlorofluoromethane	<1.0	1.0
96-18-4	1,2,3-Trichloropropane	<1.0	1.0
95-63-6	1,2,4-Trimethylbenzene	<1.0	1.0
108-67-8	1,3,5-Trimethylbenzene	<1.0	1.0

Continued on next page

This report shall not be reproduced, except in full, without written authorization of TriMatrix Laboratories, Inc.
Individual sample results relate only to the sample tested.

5560 Corporate Exchange Court SE ♦ Grand Rapids, MI 49512 ♦ 616.975.4500 ♦ Fax 616.942.7463 ♦ www.trimatrixlabs.com

US EPA ARCHIVE DOCUMENT

TRIMATRIX LABORATORIES

ANALYTICAL REPORT

Client:	**TRC Companies. - Ann Arbor Office**	Work Order:	**1204040**
Project:	Tecumseh Products	Description:	Laboratory Services
Client Sample ID:	**Dup-01**	Sampled:	04/02/12 00:00
Lab Sample ID:	**1204040-07**	Sampled By:	J. Jasso
Matrix:	Water	Received:	04/03/12 09:00
Unit:	ug/L	Prepared:	04/06/12 By: DLV
Dilution Factor:	1	Analyzed:	04/07/12 By: DLV
QC Batch:	1204387	Analytical Batch:	2D09058

Volatile Organic Compounds by EPA Method 8260B (Continued)

CAS Number	Analyte	Analytical Result	RL
75-01-4	Vinyl Chloride	<1.0	1.0
179601-23-1	Xylene, Meta + Para	<2.0	2.0
95-47-6	Xylene, Ortho	<1.0	1.0

Surrogates:	***% Recovery***	***Control Limits***
Dibromofluoromethane	*100*	*85-118*
1,2-Dichloroethane-d4	*99*	*87-122*
Toluene-d8	*99*	*85-113*
4-Bromofluorobenzene	*100*	*82-110*

US EPA ARCHIVE DOCUMENT

This report shall not be reproduced, except in full, without written authorization of TriMatrix Laboratories, Inc.
Individual sample results relate only to the sample tested.

5560 Corporate Exchange Court SE ♦ Grand Rapids, MI 49512 ♦ 616.975.4500 ♦ Fax 616.942.7463 ♦ www.trimatrixlabs.com

TRIMATRIX LABORATORIES

ANALYTICAL REPORT

Client:	**TRC Companies. - Ann Arbor Office**	Work Order:	**1204040**
Project:	Tecumseh Products	Description:	Laboratory Services
Client Sample ID:	**MW-14d**	Sampled:	04/02/12 16:00
Lab Sample ID:	**1204040-08**	Sampled By:	J. Jasso
Matrix:	Water	Received:	04/03/12 09:00
Unit:	ug/L	Prepared:	04/06/12 By: DLV
Dilution Factor:	1	Analyzed:	04/07/12 By: DLV
QC Batch:	1204387	Analytical Batch:	2D09058

Volatile Organic Compounds by EPA Method 8260B

CAS Number	Analyte	Analytical Result	RL
67-64-1	Acetone	<20	20
107-13-1	Acrylonitrile	<2.0	2.0
71-43-2	Benzene	<1.0	1.0
108-86-1	Bromobenzene	<1.0	1.0
74-97-5	Bromochloromethane	<1.0	1.0
75-27-4	Bromodichloromethane	<1.0	1.0
75-25-2	Bromoform	<1.0	1.0
74-83-9	Bromomethane	<5.0	5.0
104-51-8	n-Butylbenzene	<1.0	1.0
135-98-8	sec-Butylbenzene	<1.0	1.0
98-06-6	tert-Butylbenzene	<1.0	1.0
75-15-0	Carbon Disulfide	<1.0	1.0
56-23-5	Carbon Tetrachloride	<1.0	1.0
108-90-7	Chlorobenzene	<1.0	1.0
75-00-3	Chloroethane	<5.0	5.0
67-66-3	Chloroform	<1.0	1.0
74-87-3	Chloromethane	<5.0	5.0
96-12-8	1,2-Dibromo-3-chloropropane	<5.0	5.0
124-48-1	Dibromochloromethane	<1.0	1.0
106-93-4	1,2-Dibromoethane	<1.0	1.0
74-95-3	Dibromomethane	<1.0	1.0
110-57-6	trans-1,4-Dichloro-2-butene	<1.0	1.0
95-50-1	1,2-Dichlorobenzene	<1.0	1.0
541-73-1	1,3-Dichlorobenzene	<1.0	1.0
106-46-7	1,4-Dichlorobenzene	<1.0	1.0
75-71-8	Dichlorodifluoromethane	<5.0	5.0
75-34-3	1,1-Dichloroethane	<1.0	1.0
107-06-2	1,2-Dichloroethane	<1.0	1.0
75-35-4	1,1-Dichloroethene	<1.0	1.0
156-59-2	cis-1,2-Dichloroethene	<1.0	1.0
156-60-5	trans-1,2-Dichloroethene	<1.0	1.0

Continued on next page

This report shall not be reproduced, except in full, without written authorization of TriMatrix Laboratories, Inc.
Individual sample results relate only to the sample tested.

5560 Corporate Exchange Court SE ♦ Grand Rapids, MI 49512 ♦ 616.975.4500 ♦ Fax 616.942.7463 ♦ www.trimatrixlabs.com

US EPA ARCHIVE DOCUMENT

TRIMATRIX LABORATORIES

ANALYTICAL REPORT

Client:	**TRC Companies. - Ann Arbor Office**	Work Order:	**1204040**
Project:	Tecumseh Products	Description:	Laboratory Services
Client Sample ID:	**MW-14d**	Sampled:	04/02/12 16:00
Lab Sample ID:	**1204040-08**	Sampled By:	J. Jasso
Matrix:	Water	Received:	04/03/12 09:00
Unit:	ug/L	Prepared:	04/06/12 By: DLV
Dilution Factor:	1	Analyzed:	04/07/12 By: DLV
QC Batch:	1204387	Analytical Batch:	2D09058

Volatile Organic Compounds by EPA Method 8260B (Continued)

CAS Number	Analyte	Analytical Result	RL
78-87-5	1,2-Dichloropropane	<1.0	1.0
10061-01-5	cis-1,3-Dichloropropene	<1.0	1.0
10061-02-6	trans-1,3-Dichloropropene	<1.0	1.0
100-41-4	Ethylbenzene	<1.0	1.0
60-29-7	Ethyl Ether	<5.0	5.0
591-78-6	2-Hexanone	<5.0	5.0
74-88-4	Iodomethane	<1.0	1.0
98-82-8	Isopropylbenzene	<1.0	1.0
99-87-6	4-Isopropyltoluene	<5.0	5.0
1634-04-4	Methyl tert-Butyl Ether	<5.0	5.0
75-09-2	Methylene Chloride	<5.0	5.0
78-93-3	2-Butanone (MEK)	<5.0	5.0
91-57-6	2-Methylnaphthalene	<5.0	5.0
108-10-1	4-Methyl-2-pentanone (MIBK)	<5.0	5.0
91-20-3	Naphthalene	<5.0	5.0
103-65-1	n-Propylbenzene	<1.0	1.0
100-42-5	Styrene	<1.0	1.0
630-20-6	1,1,1,2-Tetrachloroethane	<1.0	1.0
79-34-5	1,1,2,2-Tetrachloroethane	<1.0	1.0
127-18-4	Tetrachloroethene	<1.0	1.0
109-99-9	Tetrahydrofuran	<5.0	5.0
108-88-3	Toluene	<1.0	1.0
87-61-6	1,2,3-Trichlorobenzene	<5.0	5.0
120-82-1	1,2,4-Trichlorobenzene	<5.0	5.0
71-55-6	1,1,1-Trichloroethane	<1.0	1.0
79-00-5	1,1,2-Trichloroethane	<1.0	1.0
79-01-6	Trichloroethene	<1.0	1.0
75-69-4	Trichlorofluoromethane	<1.0	1.0
96-18-4	1,2,3-Trichloropropane	<1.0	1.0
95-63-6	1,2,4-Trimethylbenzene	<1.0	1.0
108-67-8	1,3,5-Trimethylbenzene	<1.0	1.0

Continued on next page

This report shall not be reproduced, except in full, without written authorization of TriMatrix Laboratories, Inc.
Individual sample results relate only to the sample tested.

5560 Corporate Exchange Court SE ♦ Grand Rapids, MI 49512 ♦ 616.975.4500 ♦ Fax 616.942.7463 ♦ www.trimatrixlabs.com

US EPA ARCHIVE DOCUMENT

ANALYTICAL REPORT

Client:	**TRC Companies. - Ann Arbor Office**	Work Order:	**1204040**
Project:	Tecumseh Products	Description:	Laboratory Services
Client Sample ID:	**MW-14d**	Sampled:	04/02/12 16:00
Lab Sample ID:	**1204040-08**	Sampled By:	J. Jasso
Matrix:	Water	Received:	04/03/12 09:00
Unit:	ug/L	Prepared:	04/06/12 By: DLV
Dilution Factor:	1	Analyzed:	04/07/12 By: DLV
QC Batch:	1204387	Analytical Batch:	2D09058

Volatile Organic Compounds by EPA Method 8260B (Continued)

CAS Number	Analyte	Analytical Result	RL
75-01-4	Vinyl Chloride	<1.0	1.0
179601-23-1	Xylene, Meta + Para	<2.0	2.0
95-47-6	Xylene, Ortho	<1.0	1.0

Surrogates:	***% Recovery***	***Control Limits***
Dibromofluoromethane	*100*	*85-118*
1,2-Dichloroethane-d4	*99*	*87-122*
Toluene-d8	*99*	*85-113*
4-Bromofluorobenzene	*100*	*82-110*

This report shall not be reproduced, except in full, without written authorization of TriMatrix Laboratories, Inc.
Individual sample results relate only to the sample tested.

5560 Corporate Exchange Court SE ♦ Grand Rapids, MI 49512 ♦ 616.975.4500 ♦ Fax 616.942.7463 ♦ www.trimatrixlabs.com

US EPA ARCHIVE DOCUMENT

TRIMATRIX LABORATORIES

ANALYTICAL REPORT

Client:	**TRC Companies. - Ann Arbor Office**	Work Order:	**1204065**
Project:	Tecumseh Products	Description:	Laboratory Services
Client Sample ID:	**TB-02**	Sampled:	04/03/12 00:00
Lab Sample ID:	**1204065-01**	Sampled By:	TML
Matrix:	Water	Received:	04/04/12 08:45
Unit:	ug/L	Prepared:	04/06/12 By: DLV
Dilution Factor:	1	Analyzed:	04/07/12 By: DLV
QC Batch:	1204387	Analytical Batch:	2D09058

Volatile Organic Compounds by EPA Method 8260B

CAS Number	Analyte	Analytical Result	RL
67-64-1	Acetone	<20	20
107-13-1	Acrylonitrile	<2.0	2.0
71-43-2	Benzene	<1.0	1.0
108-86-1	Bromobenzene	<1.0	1.0
74-97-5	Bromochloromethane	<1.0	1.0
75-27-4	Bromodichloromethane	<1.0	1.0
75-25-2	Bromoform	<1.0	1.0
74-83-9	Bromomethane	<5.0	5.0
104-51-8	n-Butylbenzene	<1.0	1.0
135-98-8	sec-Butylbenzene	<1.0	1.0
98-06-6	tert-Butylbenzene	<1.0	1.0
75-15-0	Carbon Disulfide	<1.0	1.0
56-23-5	Carbon Tetrachloride	<1.0	1.0
108-90-7	Chlorobenzene	<1.0	1.0
75-00-3	Chloroethane	<5.0	5.0
67-66-3	Chloroform	<1.0	1.0
74-87-3	Chloromethane	<5.0	5.0
96-12-8	1,2-Dibromo-3-chloropropane	<5.0	5.0
124-48-1	Dibromochloromethane	<1.0	1.0
106-93-4	1,2-Dibromoethane	<1.0	1.0
74-95-3	Dibromomethane	<1.0	1.0
110-57-6	trans-1,4-Dichloro-2-butene	<1.0	1.0
95-50-1	1,2-Dichlorobenzene	<1.0	1.0
541-73-1	1,3-Dichlorobenzene	<1.0	1.0
106-46-7	1,4-Dichlorobenzene	<1.0	1.0
75-71-8	Dichlorodifluoromethane	<5.0	5.0
75-34-3	1,1-Dichloroethane	<1.0	1.0
107-06-2	1,2-Dichloroethane	<1.0	1.0
75-35-4	1,1-Dichloroethene	<1.0	1.0
156-59-2	cis-1,2-Dichloroethene	<1.0	1.0
156-60-5	trans-1,2-Dichloroethene	<1.0	1.0

Continued on next page

This report shall not be reproduced, except in full, without written authorization of TriMatrix Laboratories, Inc.
Individual sample results relate only to the sample tested.

5560 Corporate Exchange Court SE ♦ Grand Rapids, MI 49512 ♦ 616.975.4500 ♦ Fax 616.942.7463 ♦ www.trimatrixlabs.com

US EPA ARCHIVE DOCUMENT

TRIMATRIX LABORATORIES

ANALYTICAL REPORT

Client:	**TRC Companies. - Ann Arbor Office**	Work Order:	**1204065**
Project:	Tecumseh Products	Description:	Laboratory Services
Client Sample ID:	**TB-02**	Sampled:	04/03/12 00:00
Lab Sample ID:	**1204065-01**	Sampled By:	TML
Matrix:	Water	Received:	04/04/12 08:45
Unit:	ug/L	Prepared:	04/06/12 By: DLV
Dilution Factor:	1	Analyzed:	04/07/12 By: DLV
QC Batch:	1204387	Analytical Batch:	2D09058

Volatile Organic Compounds by EPA Method 8260B (Continued)

CAS Number	Analyte	Analytical Result	RL
78-87-5	1,2-Dichloropropane	<1.0	1.0
10061-01-5	cis-1,3-Dichloropropene	<1.0	1.0
10061-02-6	trans-1,3-Dichloropropene	<1.0	1.0
100-41-4	Ethylbenzene	<1.0	1.0
60-29-7	Ethyl Ether	<5.0	5.0
591-78-6	2-Hexanone	<5.0	5.0
74-88-4	Iodomethane	<1.0	1.0
98-82-8	Isopropylbenzene	<1.0	1.0
99-87-6	4-Isopropyltoluene	<5.0	5.0
1634-04-4	Methyl tert-Butyl Ether	<5.0	5.0
75-09-2	Methylene Chloride	<5.0	5.0
78-93-3	2-Butanone (MEK)	<5.0	5.0
91-57-6	2-Methylnaphthalene	<5.0	5.0
108-10-1	4-Methyl-2-pentanone (MIBK)	<5.0	5.0
91-20-3	Naphthalene	<5.0	5.0
103-65-1	n-Propylbenzene	<1.0	1.0
100-42-5	Styrene	<1.0	1.0
630-20-6	1,1,1,2-Tetrachloroethane	<1.0	1.0
79-34-5	1,1,2,2-Tetrachloroethane	<1.0	1.0
127-18-4	Tetrachloroethene	<1.0	1.0
109-99-9	Tetrahydrofuran	<5.0	5.0
108-88-3	Toluene	<1.0	1.0
87-61-6	1,2,3-Trichlorobenzene	<5.0	5.0
120-82-1	1,2,4-Trichlorobenzene	<5.0	5.0
71-55-6	1,1,1-Trichloroethane	<1.0	1.0
79-00-5	1,1,2-Trichloroethane	<1.0	1.0
79-01-6	Trichloroethene	<1.0	1.0
75-69-4	Trichlorofluoromethane	<1.0	1.0
96-18-4	1,2,3-Trichloropropane	<1.0	1.0
95-63-6	1,2,4-Trimethylbenzene	<1.0	1.0
108-67-8	1,3,5-Trimethylbenzene	<1.0	1.0

Continued on next page

This report shall not be reproduced, except in full, without written authorization of TriMatrix Laboratories, Inc.
Individual sample results relate only to the sample tested.

5560 Corporate Exchange Court SE ♦ Grand Rapids, MI 49512 ♦ 616.975.4500 ♦ Fax 616.942.7463 ♦ www.trimatrixlabs.com

US EPA ARCHIVE DOCUMENT

TRIMATRIX LABORATORIES

ANALYTICAL REPORT

Client:	**TRC Companies. - Ann Arbor Office**	Work Order:	**1204065**
Project:	Tecumseh Products	Description:	Laboratory Services
Client Sample ID:	**TB-02**	Sampled:	04/03/12 00:00
Lab Sample ID:	**1204065-01**	Sampled By:	TML
Matrix:	Water	Received:	04/04/12 08:45
Unit:	ug/L	Prepared:	04/06/12 By: DLV
Dilution Factor:	1	Analyzed:	04/07/12 By: DLV
QC Batch:	1204387	Analytical Batch:	2D09058

Volatile Organic Compounds by EPA Method 8260B (Continued)

CAS Number	Analyte	Analytical Result	RL
75-01-4	Vinyl Chloride	<1.0	1.0
179601-23-1	Xylene, Meta + Para	<2.0	2.0
95-47-6	Xylene, Ortho	<1.0	1.0

Surrogates:	***% Recovery***	***Control Limits***
Dibromofluoromethane	*100*	*85-118*
1,2-Dichloroethane-d4	*99*	*87-122*
Toluene-d8	*99*	*85-113*
4-Bromofluorobenzene	*100*	*82-110*

This report shall not be reproduced, except in full, without written authorization of TriMatrix Laboratories, Inc.
Individual sample results relate only to the sample tested.

5560 Corporate Exchange Court SE ♦ Grand Rapids, MI 49512 ♦ 616.975.4500 ♦ Fax 616.942.7463 ♦ www.trimatrixlabs.com

US EPA ARCHIVE DOCUMENT

TRIMATRIX LABORATORIES

ANALYTICAL REPORT

Client:	**TRC Companies. - Ann Arbor Office**	Work Order:	**1204065**
Project:	Tecumseh Products	Description:	Laboratory Services
Client Sample ID:	**MW-27s**	Sampled:	04/03/12 07:12
Lab Sample ID:	**1204065-02**	Sampled By:	J. Jasso
Matrix:	Water	Received:	04/04/12 08:45
Unit:	ug/L	Prepared:	04/06/12 By: DLV
Dilution Factor:	1	Analyzed:	04/07/12 By: DLV
QC Batch:	1204387	Analytical Batch:	2D09058

Volatile Organic Compounds by EPA Method 8260B

CAS Number	Analyte	Analytical Result	RL
67-64-1	Acetone	<20	20
107-13-1	Acrylonitrile	<2.0	2.0
71-43-2	Benzene	<1.0	1.0
108-86-1	Bromobenzene	<1.0	1.0
74-97-5	Bromochloromethane	<1.0	1.0
75-27-4	Bromodichloromethane	<1.0	1.0
75-25-2	Bromoform	<1.0	1.0
74-83-9	Bromomethane	<5.0	5.0
104-51-8	n-Butylbenzene	<1.0	1.0
135-98-8	sec-Butylbenzene	<1.0	1.0
98-06-6	tert-Butylbenzene	<1.0	1.0
75-15-0	Carbon Disulfide	<1.0	1.0
56-23-5	Carbon Tetrachloride	<1.0	1.0
108-90-7	Chlorobenzene	<1.0	1.0
75-00-3	Chloroethane	<5.0	5.0
67-66-3	Chloroform	<1.0	1.0
74-87-3	Chloromethane	<5.0	5.0
96-12-8	1,2-Dibromo-3-chloropropane	<5.0	5.0
124-48-1	Dibromochloromethane	<1.0	1.0
106-93-4	1,2-Dibromoethane	<1.0	1.0
74-95-3	Dibromomethane	<1.0	1.0
110-57-6	trans-1,4-Dichloro-2-butene	<1.0	1.0
95-50-1	1,2-Dichlorobenzene	<1.0	1.0
541-73-1	1,3-Dichlorobenzene	<1.0	1.0
106-46-7	1,4-Dichlorobenzene	<1.0	1.0
75-71-8	Dichlorodifluoromethane	<5.0	5.0
75-34-3	1,1-Dichloroethane	<1.0	1.0
107-06-2	1,2-Dichloroethane	<1.0	1.0
75-35-4	1,1-Dichloroethene	<1.0	1.0
156-59-2	cis-1,2-Dichloroethene	<1.0	1.0
156-60-5	trans-1,2-Dichloroethene	<1.0	1.0

Continued on next page

This report shall not be reproduced, except in full, without written authorization of TriMatrix Laboratories, Inc.
Individual sample results relate only to the sample tested.

5560 Corporate Exchange Court SE ♦ Grand Rapids, MI 49512 ♦ 616.975.4500 ♦ Fax 616.942.7463 ♦ www.trimatrixlabs.com

US EPA ARCHIVE DOCUMENT

TRIMATRIX LABORATORIES

ANALYTICAL REPORT

Client:	**TRC Companies. - Ann Arbor Office**	Work Order:	**1204065**
Project:	Tecumseh Products	Description:	Laboratory Services
Client Sample ID:	**MW-27s**	Sampled:	04/03/12 07:12
Lab Sample ID:	**1204065-02**	Sampled By:	J. Jasso
Matrix:	Water	Received:	04/04/12 08:45
Unit:	ug/L	Prepared:	04/06/12 By: DLV
Dilution Factor:	1	Analyzed:	04/07/12 By: DLV
QC Batch:	1204387	Analytical Batch:	2D09058

Volatile Organic Compounds by EPA Method 8260B (Continued)

CAS Number	Analyte	Analytical Result	RL
78-87-5	1,2-Dichloropropane	<1.0	1.0
10061-01-5	cis-1,3-Dichloropropene	<1.0	1.0
10061-02-6	trans-1,3-Dichloropropene	<1.0	1.0
100-41-4	Ethylbenzene	<1.0	1.0
60-29-7	Ethyl Ether	<5.0	5.0
591-78-6	2-Hexanone	<5.0	5.0
74-88-4	Iodomethane	<1.0	1.0
98-82-8	Isopropylbenzene	<1.0	1.0
99-87-6	4-Isopropyltoluene	<5.0	5.0
1634-04-4	Methyl tert-Butyl Ether	<5.0	5.0
75-09-2	Methylene Chloride	<5.0	5.0
78-93-3	2-Butanone (MEK)	<5.0	5.0
91-57-6	2-Methylnaphthalene	<5.0	5.0
108-10-1	4-Methyl-2-pentanone (MIBK)	<5.0	5.0
91-20-3	Naphthalene	<5.0	5.0
103-65-1	n-Propylbenzene	<1.0	1.0
100-42-5	Styrene	<1.0	1.0
630-20-6	1,1,1,2-Tetrachloroethane	<1.0	1.0
79-34-5	1,1,2,2-Tetrachloroethane	<1.0	1.0
127-18-4	Tetrachloroethene	<1.0	1.0
109-99-9	Tetrahydrofuran	<5.0	5.0
108-88-3	Toluene	<1.0	1.0
87-61-6	1,2,3-Trichlorobenzene	<5.0	5.0
120-82-1	1,2,4-Trichlorobenzene	<5.0	5.0
71-55-6	1,1,1-Trichloroethane	<1.0	1.0
79-00-5	1,1,2-Trichloroethane	<1.0	1.0
79-01-6	Trichloroethene	<1.0	1.0
75-69-4	Trichlorofluoromethane	<1.0	1.0
96-18-4	1,2,3-Trichloropropane	<1.0	1.0
95-63-6	1,2,4-Trimethylbenzene	<1.0	1.0
108-67-8	1,3,5-Trimethylbenzene	<1.0	1.0

Continued on next page

This report shall not be reproduced, except in full, without written authorization of TriMatrix Laboratories, Inc.
Individual sample results relate only to the sample tested.

5560 Corporate Exchange Court SE ♦ Grand Rapids, MI 49512 ♦ 616.975.4500 ♦ Fax 616.942.7463 ♦ www.trimatrixlabs.com

US EPA ARCHIVE DOCUMENT

TRIMATRIX LABORATORIES

ANALYTICAL REPORT

Client:	**TRC Companies. - Ann Arbor Office**	Work Order:	**1204065**
Project:	Tecumseh Products	Description:	Laboratory Services
Client Sample ID:	**MW-27s**	Sampled:	04/03/12 07:12
Lab Sample ID:	**1204065-02**	Sampled By:	J. Jasso
Matrix:	Water	Received:	04/04/12 08:45
Unit:	ug/L	Prepared:	04/06/12 By: DLV
Dilution Factor:	1	Analyzed:	04/07/12 By: DLV
QC Batch:	1204387	Analytical Batch:	2D09058

Volatile Organic Compounds by EPA Method 8260B (Continued)

CAS Number	Analyte	Analytical Result	RL
75-01-4	Vinyl Chloride	<1.0	1.0
179601-23-1	Xylene, Meta + Para	<2.0	2.0
95-47-6	Xylene, Ortho	<1.0	1.0

Surrogates:	***% Recovery***	***Control Limits***
Dibromofluoromethane	*100*	*85-118*
1,2-Dichloroethane-d4	*100*	*87-122*
Toluene-d8	*99*	*85-113*
4-Bromofluorobenzene	*99*	*82-110*

This report shall not be reproduced, except in full, without written authorization of TriMatrix Laboratories, Inc.
Individual sample results relate only to the sample tested.

5560 Corporate Exchange Court SE ♦ Grand Rapids, MI 49512 ♦ 616.975.4500 ♦ Fax 616.942.7463 ♦ www.trimatrixlabs.com

US EPA ARCHIVE DOCUMENT

TRIMATRIX LABORATORIES

ANALYTICAL REPORT

Client:	**TRC Companies. - Ann Arbor Office**	Work Order:	**1204065**
Project:	Tecumseh Products	Description:	Laboratory Services
Client Sample ID:	**MW-27d**	Sampled:	04/03/12 07:52
Lab Sample ID:	**1204065-03**	Sampled By:	J. Jasso
Matrix:	Water	Received:	04/04/12 08:45
Unit:	ug/L	Prepared:	04/06/12 By: DLV
Dilution Factor:	1	Analyzed:	04/07/12 By: DLV
QC Batch:	1204387	Analytical Batch:	2D09058

Volatile Organic Compounds by EPA Method 8260B

CAS Number	Analyte	Analytical Result	RL
67-64-1	Acetone	<20	20
107-13-1	Acrylonitrile	<2.0	2.0
71-43-2	Benzene	<1.0	1.0
108-86-1	Bromobenzene	<1.0	1.0
74-97-5	Bromochloromethane	<1.0	1.0
75-27-4	Bromodichloromethane	<1.0	1.0
75-25-2	Bromoform	<1.0	1.0
74-83-9	Bromomethane	<5.0	5.0
104-51-8	n-Butylbenzene	<1.0	1.0
135-98-8	sec-Butylbenzene	<1.0	1.0
98-06-6	tert-Butylbenzene	<1.0	1.0
75-15-0	Carbon Disulfide	<1.0	1.0
56-23-5	Carbon Tetrachloride	<1.0	1.0
108-90-7	Chlorobenzene	<1.0	1.0
75-00-3	Chloroethane	<5.0	5.0
67-66-3	Chloroform	<1.0	1.0
74-87-3	Chloromethane	<5.0	5.0
96-12-8	1,2-Dibromo-3-chloropropane	<5.0	5.0
124-48-1	Dibromochloromethane	<1.0	1.0
106-93-4	1,2-Dibromoethane	<1.0	1.0
74-95-3	Dibromomethane	<1.0	1.0
110-57-6	trans-1,4-Dichloro-2-butene	<1.0	1.0
95-50-1	1,2-Dichlorobenzene	<1.0	1.0
541-73-1	1,3-Dichlorobenzene	<1.0	1.0
106-46-7	1,4-Dichlorobenzene	<1.0	1.0
75-71-8	Dichlorodifluoromethane	<5.0	5.0
75-34-3	1,1-Dichloroethane	<1.0	1.0
107-06-2	1,2-Dichloroethane	<1.0	1.0
75-35-4	1,1-Dichloroethene	<1.0	1.0
156-59-2	cis-1,2-Dichloroethene	<1.0	1.0
156-60-5	trans-1,2-Dichloroethene	<1.0	1.0

Continued on next page

This report shall not be reproduced, except in full, without written authorization of TriMatrix Laboratories, Inc.
Individual sample results relate only to the sample tested.

5560 Corporate Exchange Court SE ♦ Grand Rapids, MI 49512 ♦ 616.975.4500 ♦ Fax 616.942.7463 ♦ www.trimatrixlabs.com

US EPA ARCHIVE DOCUMENT

TRIMATRIX LABORATORIES

ANALYTICAL REPORT

Client:	**TRC Companies. - Ann Arbor Office**	Work Order:	**1204065**
Project:	Tecumseh Products	Description:	Laboratory Services
Client Sample ID:	**MW-27d**	Sampled:	04/03/12 07:52
Lab Sample ID:	**1204065-03**	Sampled By:	J. Jasso
Matrix:	Water	Received:	04/04/12 08:45
Unit:	ug/L	Prepared:	04/06/12 By: DLV
Dilution Factor:	1	Analyzed:	04/07/12 By: DLV
QC Batch:	1204387	Analytical Batch:	2D09058

Volatile Organic Compounds by EPA Method 8260B (Continued)

CAS Number	Analyte	Analytical Result	RL
78-87-5	1,2-Dichloropropane	<1.0	1.0
10061-01-5	cis-1,3-Dichloropropene	<1.0	1.0
10061-02-6	trans-1,3-Dichloropropene	<1.0	1.0
100-41-4	Ethylbenzene	<1.0	1.0
60-29-7	Ethyl Ether	<5.0	5.0
591-78-6	2-Hexanone	<5.0	5.0
74-88-4	Iodomethane	<1.0	1.0
98-82-8	Isopropylbenzene	<1.0	1.0
99-87-6	4-Isopropyltoluene	<5.0	5.0
1634-04-4	Methyl tert-Butyl Ether	<5.0	5.0
75-09-2	Methylene Chloride	<5.0	5.0
78-93-3	2-Butanone (MEK)	<5.0	5.0
91-57-6	2-Methylnaphthalene	<5.0	5.0
108-10-1	4-Methyl-2-pentanone (MIBK)	<5.0	5.0
91-20-3	Naphthalene	<5.0	5.0
103-65-1	n-Propylbenzene	<1.0	1.0
100-42-5	Styrene	<1.0	1.0
630-20-6	1,1,1,2-Tetrachloroethane	<1.0	1.0
79-34-5	1,1,2,2-Tetrachloroethane	<1.0	1.0
127-18-4	Tetrachloroethene	<1.0	1.0
109-99-9	Tetrahydrofuran	<5.0	5.0
108-88-3	Toluene	<1.0	1.0
87-61-6	1,2,3-Trichlorobenzene	<5.0	5.0
120-82-1	1,2,4-Trichlorobenzene	<5.0	5.0
71-55-6	1,1,1-Trichloroethane	<1.0	1.0
79-00-5	1,1,2-Trichloroethane	<1.0	1.0
79-01-6	Trichloroethene	<1.0	1.0
75-69-4	Trichlorofluoromethane	<1.0	1.0
96-18-4	1,2,3-Trichloropropane	<1.0	1.0
95-63-6	1,2,4-Trimethylbenzene	<1.0	1.0
108-67-8	1,3,5-Trimethylbenzene	<1.0	1.0

Continued on next page

This report shall not be reproduced, except in full, without written authorization of TriMatrix Laboratories, Inc.
Individual sample results relate only to the sample tested.

5560 Corporate Exchange Court SE ♦ Grand Rapids, MI 49512 ♦ 616.975.4500 ♦ Fax 616.942.7463 ♦ www.trimatrixlabs.com

US EPA ARCHIVE DOCUMENT

TRIMATRIX LABORATORIES

ANALYTICAL REPORT

Client:	**TRC Companies. - Ann Arbor Office**	Work Order:	**1204065**
Project:	Tecumseh Products	Description:	Laboratory Services
Client Sample ID:	**MW-27d**	Sampled:	04/03/12 07:52
Lab Sample ID:	**1204065-03**	Sampled By:	J. Jasso
Matrix:	Water	Received:	04/04/12 08:45
Unit:	ug/L	Prepared:	04/06/12 By: DLV
Dilution Factor:	1	Analyzed:	04/07/12 By: DLV
QC Batch:	1204387	Analytical Batch:	2D09058

Volatile Organic Compounds by EPA Method 8260B (Continued)

CAS Number	Analyte	Analytical Result	RL
75-01-4	Vinyl Chloride	<1.0	1.0
179601-23-1	Xylene, Meta + Para	<2.0	2.0
95-47-6	Xylene, Ortho	<1.0	1.0

Surrogates:	***% Recovery***	***Control Limits***
Dibromofluoromethane	*101*	*85-118*
1,2-Dichloroethane-d4	*100*	*87-122*
Toluene-d8	*99*	*85-113*
4-Bromofluorobenzene	*98*	*82-110*

US EPA ARCHIVE DOCUMENT

This report shall not be reproduced, except in full, without written authorization of TriMatrix Laboratories, Inc.
Individual sample results relate only to the sample tested.
5560 Corporate Exchange Court SE ♦ Grand Rapids, MI 49512 ♦ 616.975.4500 ♦ Fax 616.942.7463 ♦ www.trimatrixlabs.com

TRIMATRIX LABORATORIES

ANALYTICAL REPORT

Client:	**TRC Companies. - Ann Arbor Office**	Work Order:	**1204065**
Project:	Tecumseh Products	Description:	Laboratory Services
Client Sample ID:	**MW-18s**	Sampled:	04/03/12 09:29
Lab Sample ID:	**1204065-04**	Sampled By:	J. Jasso
Matrix:	Water	Received:	04/04/12 08:45
Unit:	ug/L	Prepared:	04/06/12 By: DLV
Dilution Factor:	1	Analyzed:	04/07/12 By: DLV
QC Batch:	1204387	Analytical Batch:	2D09058

Volatile Organic Compounds by EPA Method 8260B

CAS Number	Analyte	Analytical Result	RL
67-64-1	Acetone	<20	20
107-13-1	Acrylonitrile	<2.0	2.0
71-43-2	Benzene	<1.0	1.0
108-86-1	Bromobenzene	<1.0	1.0
74-97-5	Bromochloromethane	<1.0	1.0
75-27-4	Bromodichloromethane	<1.0	1.0
75-25-2	Bromoform	<1.0	1.0
74-83-9	Bromomethane	<5.0	5.0
104-51-8	n-Butylbenzene	<1.0	1.0
135-98-8	sec-Butylbenzene	<1.0	1.0
98-06-6	tert-Butylbenzene	<1.0	1.0
75-15-0	Carbon Disulfide	<1.0	1.0
56-23-5	Carbon Tetrachloride	<1.0	1.0
108-90-7	Chlorobenzene	<1.0	1.0
75-00-3	Chloroethane	<5.0	5.0
67-66-3	Chloroform	<1.0	1.0
74-87-3	Chloromethane	<5.0	5.0
96-12-8	1,2-Dibromo-3-chloropropane	<5.0	5.0
124-48-1	Dibromochloromethane	<1.0	1.0
106-93-4	1,2-Dibromoethane	<1.0	1.0
74-95-3	Dibromomethane	<1.0	1.0
110-57-6	trans-1,4-Dichloro-2-butene	<1.0	1.0
95-50-1	1,2-Dichlorobenzene	<1.0	1.0
541-73-1	1,3-Dichlorobenzene	<1.0	1.0
106-46-7	1,4-Dichlorobenzene	<1.0	1.0
75-71-8	Dichlorodifluoromethane	<5.0	5.0
75-34-3	1,1-Dichloroethane	<1.0	1.0
107-06-2	1,2-Dichloroethane	<1.0	1.0
75-35-4	1,1-Dichloroethene	<1.0	1.0
156-59-2	cis-1,2-Dichloroethene	<1.0	1.0
156-60-5	trans-1,2-Dichloroethene	<1.0	1.0

Continued on next page

This report shall not be reproduced, except in full, without written authorization of TriMatrix Laboratories, Inc.
Individual sample results relate only to the sample tested.

5560 Corporate Exchange Court SE ♦ Grand Rapids, MI 49512 ♦ 616.975.4500 ♦ Fax 616.942.7463 ♦ www.trimatrixlabs.com

US EPA ARCHIVE DOCUMENT

TRIMATRIX LABORATORIES

ANALYTICAL REPORT

Client:	**TRC Companies. - Ann Arbor Office**	Work Order:	**1204065**
Project:	Tecumseh Products	Description:	Laboratory Services
Client Sample ID:	**MW-18s**	Sampled:	04/03/12 09:29
Lab Sample ID:	**1204065-04**	Sampled By:	J. Jasso
Matrix:	Water	Received:	04/04/12 08:45
Unit:	ug/L	Prepared:	04/06/12 By: DLV
Dilution Factor:	1	Analyzed:	04/07/12 By: DLV
QC Batch:	1204387	Analytical Batch:	2D09058

Volatile Organic Compounds by EPA Method 8260B (Continued)

CAS Number	Analyte	Analytical Result	RL
78-87-5	1,2-Dichloropropane	<1.0	1.0
10061-01-5	cis-1,3-Dichloropropene	<1.0	1.0
10061-02-6	trans-1,3-Dichloropropene	<1.0	1.0
100-41-4	Ethylbenzene	<1.0	1.0
60-29-7	Ethyl Ether	<5.0	5.0
591-78-6	2-Hexanone	<5.0	5.0
74-88-4	Iodomethane	<1.0	1.0
98-82-8	Isopropylbenzene	<1.0	1.0
99-87-6	4-Isopropyltoluene	<5.0	5.0
1634-04-4	Methyl tert-Butyl Ether	<5.0	5.0
75-09-2	Methylene Chloride	<5.0	5.0
78-93-3	2-Butanone (MEK)	<5.0	5.0
91-57-6	2-Methylnaphthalene	<5.0	5.0
108-10-1	4-Methyl-2-pentanone (MIBK)	<5.0	5.0
91-20-3	Naphthalene	<5.0	5.0
103-65-1	n-Propylbenzene	<1.0	1.0
100-42-5	Styrene	<1.0	1.0
630-20-6	1,1,1,2-Tetrachloroethane	<1.0	1.0
79-34-5	1,1,2,2-Tetrachloroethane	<1.0	1.0
127-18-4	Tetrachloroethene	<1.0	1.0
109-99-9	Tetrahydrofuran	<5.0	5.0
108-88-3	Toluene	<1.0	1.0
87-61-6	1,2,3-Trichlorobenzene	<5.0	5.0
120-82-1	1,2,4-Trichlorobenzene	<5.0	5.0
71-55-6	1,1,1-Trichloroethane	<1.0	1.0
79-00-5	1,1,2-Trichloroethane	<1.0	1.0
79-01-6	Trichloroethene	<1.0	1.0
75-69-4	Trichlorofluoromethane	<1.0	1.0
96-18-4	1,2,3-Trichloropropane	<1.0	1.0
95-63-6	1,2,4-Trimethylbenzene	<1.0	1.0
108-67-8	1,3,5-Trimethylbenzene	<1.0	1.0

Continued on next page

This report shall not be reproduced, except in full, without written authorization of TriMatrix Laboratories, Inc.
Individual sample results relate only to the sample tested.

5560 Corporate Exchange Court SE ♦ Grand Rapids, MI 49512 ♦ 616.975.4500 ♦ Fax 616.942.7463 ♦ www.trimatrixlabs.com

US EPA ARCHIVE DOCUMENT

TRIMATRIX LABORATORIES

ANALYTICAL REPORT

Client:	**TRC Companies. - Ann Arbor Office**	Work Order:	**1204065**
Project:	Tecumseh Products	Description:	Laboratory Services
Client Sample ID:	**MW-18s**	Sampled:	04/03/12 09:29
Lab Sample ID:	**1204065-04**	Sampled By:	J. Jasso
Matrix:	Water	Received:	04/04/12 08:45
Unit:	ug/L	Prepared:	04/06/12 By: DLV
Dilution Factor:	1	Analyzed:	04/07/12 By: DLV
QC Batch:	1204387	Analytical Batch:	2D09058

Volatile Organic Compounds by EPA Method 8260B (Continued)

CAS Number	Analyte	Analytical Result	RL
75-01-4	Vinyl Chloride	<1.0	1.0
179601-23-1	Xylene, Meta + Para	<2.0	2.0
95-47-6	Xylene, Ortho	<1.0	1.0

Surrogates:	***% Recovery***	***Control Limits***
Dibromofluoromethane	*99*	*85-118*
1,2-Dichloroethane-d4	*98*	*87-122*
Toluene-d8	*99*	*85-113*
4-Bromofluorobenzene	*99*	*82-110*

This report shall not be reproduced, except in full, without written authorization of TriMatrix Laboratories, Inc.
Individual sample results relate only to the sample tested.

5560 Corporate Exchange Court SE ♦ Grand Rapids, MI 49512 ♦ 616.975.4500 ♦ Fax 616.942.7463 ♦ www.trimatrixlabs.com

US EPA ARCHIVE DOCUMENT

TRIMATRIX LABORATORIES

ANALYTICAL REPORT

Client:	**TRC Companies. - Ann Arbor Office**	Work Order:	**1204065**
Project:	Tecumseh Products	Description:	Laboratory Services
Client Sample ID:	**MW-19d**	Sampled:	04/03/12 11:42
Lab Sample ID:	**1204065-05**	Sampled By:	J. Jasso
Matrix:	Water	Received:	04/04/12 08:45
Unit:	ug/L	Prepared:	04/06/12 By: DLV
Dilution Factor:	1	Analyzed:	04/07/12 By: DLV
QC Batch:	1204387	Analytical Batch:	2D09058

Volatile Organic Compounds by EPA Method 8260B

CAS Number	Analyte	Analytical Result	RL
67-64-1	Acetone	<20	20
107-13-1	Acrylonitrile	<2.0	2.0
71-43-2	Benzene	<1.0	1.0
108-86-1	Bromobenzene	<1.0	1.0
74-97-5	Bromochloromethane	<1.0	1.0
75-27-4	Bromodichloromethane	<1.0	1.0
75-25-2	Bromoform	<1.0	1.0
74-83-9	Bromomethane	<5.0	5.0
104-51-8	n-Butylbenzene	<1.0	1.0
135-98-8	sec-Butylbenzene	<1.0	1.0
98-06-6	tert-Butylbenzene	<1.0	1.0
75-15-0	Carbon Disulfide	<1.0	1.0
56-23-5	Carbon Tetrachloride	<1.0	1.0
108-90-7	Chlorobenzene	<1.0	1.0
75-00-3	Chloroethane	<5.0	5.0
67-66-3	Chloroform	<1.0	1.0
74-87-3	Chloromethane	<5.0	5.0
96-12-8	1,2-Dibromo-3-chloropropane	<5.0	5.0
124-48-1	Dibromochloromethane	<1.0	1.0
106-93-4	1,2-Dibromoethane	<1.0	1.0
74-95-3	Dibromomethane	<1.0	1.0
110-57-6	trans-1,4-Dichloro-2-butene	<1.0	1.0
95-50-1	1,2-Dichlorobenzene	<1.0	1.0
541-73-1	1,3-Dichlorobenzene	<1.0	1.0
106-46-7	1,4-Dichlorobenzene	<1.0	1.0
75-71-8	Dichlorodifluoromethane	<5.0	5.0
75-34-3	1,1-Dichloroethane	<1.0	1.0
107-06-2	1,2-Dichloroethane	<1.0	1.0
75-35-4	1,1-Dichloroethene	<1.0	1.0
156-59-2	cis-1,2-Dichloroethene	<1.0	1.0
156-60-5	trans-1,2-Dichloroethene	<1.0	1.0

Continued on next page

This report shall not be reproduced, except in full, without written authorization of TriMatrix Laboratories, Inc.
Individual sample results relate only to the sample tested.

5560 Corporate Exchange Court SE ♦ Grand Rapids, MI 49512 ♦ 616.975.4500 ♦ Fax 616.942.7463 ♦ www.trimatrixlabs.com

US EPA ARCHIVE DOCUMENT

TRIMATRIX LABORATORIES

ANALYTICAL REPORT

Client:	**TRC Companies. - Ann Arbor Office**	Work Order:	**1204065**
Project:	Tecumseh Products	Description:	Laboratory Services
Client Sample ID:	**MW-19d**	Sampled:	04/03/12 11:42
Lab Sample ID:	**1204065-05**	Sampled By:	J. Jasso
Matrix:	Water	Received:	04/04/12 08:45
Unit:	ug/L	Prepared:	04/06/12 By: DLV
Dilution Factor:	1	Analyzed:	04/07/12 By: DLV
QC Batch:	1204387	Analytical Batch:	2D09058

Volatile Organic Compounds by EPA Method 8260B (Continued)

CAS Number	Analyte	Analytical Result	RL
78-87-5	1,2-Dichloropropane	<1.0	1.0
10061-01-5	cis-1,3-Dichloropropene	<1.0	1.0
10061-02-6	trans-1,3-Dichloropropene	<1.0	1.0
100-41-4	Ethylbenzene	<1.0	1.0
60-29-7	Ethyl Ether	<5.0	5.0
591-78-6	2-Hexanone	<5.0	5.0
74-88-4	Iodomethane	<1.0	1.0
98-82-8	Isopropylbenzene	<1.0	1.0
99-87-6	4-Isopropyltoluene	<5.0	5.0
1634-04-4	Methyl tert-Butyl Ether	<5.0	5.0
75-09-2	Methylene Chloride	<5.0	5.0
78-93-3	2-Butanone (MEK)	<5.0	5.0
91-57-6	2-Methylnaphthalene	<5.0	5.0
108-10-1	4-Methyl-2-pentanone (MIBK)	<5.0	5.0
91-20-3	Naphthalene	<5.0	5.0
103-65-1	n-Propylbenzene	<1.0	1.0
100-42-5	Styrene	<1.0	1.0
630-20-6	1,1,1,2-Tetrachloroethane	<1.0	1.0
79-34-5	1,1,2,2-Tetrachloroethane	<1.0	1.0
127-18-4	Tetrachloroethene	<1.0	1.0
109-99-9	Tetrahydrofuran	<5.0	5.0
108-88-3	Toluene	<1.0	1.0
87-61-6	1,2,3-Trichlorobenzene	<5.0	5.0
120-82-1	1,2,4-Trichlorobenzene	<5.0	5.0
71-55-6	1,1,1-Trichloroethane	<1.0	1.0
79-00-5	1,1,2-Trichloroethane	<1.0	1.0
79-01-6	Trichloroethene	<1.0	1.0
75-69-4	Trichlorofluoromethane	<1.0	1.0
96-18-4	1,2,3-Trichloropropane	<1.0	1.0
95-63-6	1,2,4-Trimethylbenzene	<1.0	1.0
108-67-8	1,3,5-Trimethylbenzene	<1.0	1.0

Continued on next page

This report shall not be reproduced, except in full, without written authorization of TriMatrix Laboratories, Inc.
Individual sample results relate only to the sample tested.

5560 Corporate Exchange Court SE ♦ Grand Rapids, MI 49512 ♦ 616.975.4500 ♦ Fax 616.942.7463 ♦ www.trimatrixlabs.com

US EPA ARCHIVE DOCUMENT

TRIMATRIX LABORATORIES

ANALYTICAL REPORT

Client:	**TRC Companies. - Ann Arbor Office**	Work Order:	**1204065**
Project:	Tecumseh Products	Description:	Laboratory Services
Client Sample ID:	**MW-19d**	Sampled:	04/03/12 11:42
Lab Sample ID:	**1204065-05**	Sampled By:	J. Jasso
Matrix:	Water	Received:	04/04/12 08:45
Unit:	ug/L	Prepared:	04/06/12 By: DLV
Dilution Factor:	1	Analyzed:	04/07/12 By: DLV
QC Batch:	1204387	Analytical Batch:	2D09058

Volatile Organic Compounds by EPA Method 8260B (Continued)

CAS Number	Analyte	Analytical Result	RL
75-01-4	Vinyl Chloride	<1.0	1.0
179601-23-1	Xylene, Meta + Para	<2.0	2.0
95-47-6	Xylene, Ortho	<1.0	1.0

Surrogates:	***% Recovery***	***Control Limits***
Dibromofluoromethane	*100*	*85-118*
1,2-Dichloroethane-d4	*99*	*87-122*
Toluene-d8	*100*	*85-113*
4-Bromofluorobenzene	*98*	*82-110*

US EPA ARCHIVE DOCUMENT

This report shall not be reproduced, except in full, without written authorization of TriMatrix Laboratories, Inc.
Individual sample results relate only to the sample tested.
5560 Corporate Exchange Court SE ♦ Grand Rapids, MI 49512 ♦ 616.975.4500 ♦ Fax 616.942.7463 ♦ www.trimatrixlabs.com

TRIMATRIX LABORATORIES

ANALYTICAL REPORT

Client:	**TRC Companies. - Ann Arbor Office**	Work Order:	**1204065**
Project:	Tecumseh Products	Description:	Laboratory Services
Client Sample ID:	**Dup-02**	Sampled:	04/03/12 00:00
Lab Sample ID:	**1204065-06**	Sampled By:	J. Jasso
Matrix:	Water	Received:	04/04/12 08:45
Unit:	ug/L	Prepared:	04/06/12 By: DLV
Dilution Factor:	1	Analyzed:	04/07/12 By: DLV
QC Batch:	1204387	Analytical Batch:	2D09058

Volatile Organic Compounds by EPA Method 8260B

CAS Number	Analyte	Analytical Result	RL
67-64-1	Acetone	<20	20
107-13-1	Acrylonitrile	<2.0	2.0
71-43-2	Benzene	<1.0	1.0
108-86-1	Bromobenzene	<1.0	1.0
74-97-5	Bromochloromethane	<1.0	1.0
75-27-4	Bromodichloromethane	<1.0	1.0
75-25-2	Bromoform	<1.0	1.0
74-83-9	Bromomethane	<5.0	5.0
104-51-8	n-Butylbenzene	<1.0	1.0
135-98-8	sec-Butylbenzene	<1.0	1.0
98-06-6	tert-Butylbenzene	<1.0	1.0
75-15-0	Carbon Disulfide	<1.0	1.0
56-23-5	Carbon Tetrachloride	<1.0	1.0
108-90-7	Chlorobenzene	<1.0	1.0
75-00-3	Chloroethane	<5.0	5.0
67-66-3	Chloroform	<1.0	1.0
74-87-3	Chloromethane	<5.0	5.0
96-12-8	1,2-Dibromo-3-chloropropane	<5.0	5.0
124-48-1	Dibromochloromethane	<1.0	1.0
106-93-4	1,2-Dibromoethane	<1.0	1.0
74-95-3	Dibromomethane	<1.0	1.0
110-57-6	trans-1,4-Dichloro-2-butene	<1.0	1.0
95-50-1	1,2-Dichlorobenzene	<1.0	1.0
541-73-1	1,3-Dichlorobenzene	<1.0	1.0
106-46-7	1,4-Dichlorobenzene	<1.0	1.0
75-71-8	Dichlorodifluoromethane	<5.0	5.0
75-34-3	1,1-Dichloroethane	<1.0	1.0
107-06-2	1,2-Dichloroethane	<1.0	1.0
75-35-4	1,1-Dichloroethene	<1.0	1.0
156-59-2	cis-1,2-Dichloroethene	<1.0	1.0
156-60-5	trans-1,2-Dichloroethene	<1.0	1.0

Continued on next page

This report shall not be reproduced, except in full, without written authorization of TriMatrix Laboratories, Inc.
Individual sample results relate only to the sample tested.

5560 Corporate Exchange Court SE ♦ Grand Rapids, MI 49512 ♦ 616.975.4500 ♦ Fax 616.942.7463 ♦ www.trimatrixlabs.com

US EPA ARCHIVE DOCUMENT

TRIMATRIX LABORATORIES

ANALYTICAL REPORT

Client:	**TRC Companies. - Ann Arbor Office**	Work Order:	**1204065**
Project:	Tecumseh Products	Description:	Laboratory Services
Client Sample ID:	**Dup-02**	Sampled:	04/03/12 00:00
Lab Sample ID:	**1204065-06**	Sampled By:	J. Jasso
Matrix:	Water	Received:	04/04/12 08:45
Unit:	ug/L	Prepared:	04/06/12 By: DLV
Dilution Factor:	1	Analyzed:	04/07/12 By: DLV
QC Batch:	1204387	Analytical Batch:	2D09058

Volatile Organic Compounds by EPA Method 8260B (Continued)

CAS Number	Analyte	Analytical Result	RL
78-87-5	1,2-Dichloropropane	<1.0	1.0
10061-01-5	cis-1,3-Dichloropropene	<1.0	1.0
10061-02-6	trans-1,3-Dichloropropene	<1.0	1.0
100-41-4	Ethylbenzene	<1.0	1.0
60-29-7	Ethyl Ether	<5.0	5.0
591-78-6	2-Hexanone	<5.0	5.0
74-88-4	Iodomethane	<1.0	1.0
98-82-8	Isopropylbenzene	<1.0	1.0
99-87-6	4-Isopropyltoluene	<5.0	5.0
1634-04-4	Methyl tert-Butyl Ether	<5.0	5.0
75-09-2	Methylene Chloride	<5.0	5.0
78-93-3	2-Butanone (MEK)	<5.0	5.0
91-57-6	2-Methylnaphthalene	<5.0	5.0
108-10-1	4-Methyl-2-pentanone (MIBK)	<5.0	5.0
91-20-3	Naphthalene	<5.0	5.0
103-65-1	n-Propylbenzene	<1.0	1.0
100-42-5	Styrene	<1.0	1.0
630-20-6	1,1,1,2-Tetrachloroethane	<1.0	1.0
79-34-5	1,1,2,2-Tetrachloroethane	<1.0	1.0
127-18-4	Tetrachloroethene	**1.1**	1.0
109-99-9	Tetrahydrofuran	<5.0	5.0
108-88-3	Toluene	<1.0	1.0
87-61-6	1,2,3-Trichlorobenzene	<5.0	5.0
120-82-1	1,2,4-Trichlorobenzene	<5.0	5.0
71-55-6	1,1,1-Trichloroethane	**1.6**	1.0
79-00-5	1,1,2-Trichloroethane	<1.0	1.0
79-01-6	Trichloroethene	**32**	1.0
75-69-4	Trichlorofluoromethane	<1.0	1.0
96-18-4	1,2,3-Trichloropropane	<1.0	1.0
95-63-6	1,2,4-Trimethylbenzene	<1.0	1.0
108-67-8	1,3,5-Trimethylbenzene	<1.0	1.0

Continued on next page

This report shall not be reproduced, except in full, without written authorization of TriMatrix Laboratories, Inc.
Individual sample results relate only to the sample tested.

5560 Corporate Exchange Court SE ♦ Grand Rapids, MI 49512 ♦ 616.975.4500 ♦ Fax 616.942.7463 ♦ www.trimatrixlabs.com

US EPA ARCHIVE DOCUMENT

TRIMATRIX LABORATORIES

ANALYTICAL REPORT

Client:	**TRC Companies. - Ann Arbor Office**	Work Order:	**1204065**
Project:	Tecumseh Products	Description:	Laboratory Services
Client Sample ID:	**Dup-02**	Sampled:	04/03/12 00:00
Lab Sample ID:	**1204065-06**	Sampled By:	J. Jasso
Matrix:	Water	Received:	04/04/12 08:45
Unit:	ug/L	Prepared:	04/06/12 By: DLV
Dilution Factor:	1	Analyzed:	04/07/12 By: DLV
QC Batch:	1204387	Analytical Batch:	2D09058

Volatile Organic Compounds by EPA Method 8260B (Continued)

CAS Number	Analyte	Analytical Result	RL
75-01-4	Vinyl Chloride	<1.0	1.0
179601-23-1	Xylene, Meta + Para	<2.0	2.0
95-47-6	Xylene, Ortho	<1.0	1.0

Surrogates:	***% Recovery***	***Control Limits***
Dibromofluoromethane	*102*	*85-118*
1,2-Dichloroethane-d4	*100*	*87-122*
Toluene-d8	*100*	*85-113*
4-Bromofluorobenzene	*99*	*82-110*

US EPA ARCHIVE DOCUMENT

This report shall not be reproduced, except in full, without written authorization of TriMatrix Laboratories, Inc.
Individual sample results relate only to the sample tested.
5560 Corporate Exchange Court SE ♦ Grand Rapids, MI 49512 ♦ 616.975.4500 ♦ Fax 616.942.7463 ♦ www.trimatrixlabs.com

TRIMATRIX LABORATORIES

ANALYTICAL REPORT

Client:	**TRC Companies. - Ann Arbor Office**	Work Order:	**1204065**
Project:	Tecumseh Products	Description:	Laboratory Services
Client Sample ID:	**MW-19s**	Sampled:	04/03/12 12:55
Lab Sample ID:	**1204065-07**	Sampled By:	J. Jasso
Matrix:	Water	Received:	04/04/12 08:45
Unit:	ug/L	Prepared:	04/06/12 By: DLV
Dilution Factor:	1	Analyzed:	04/07/12 By: DLV
QC Batch:	1204387	Analytical Batch:	2D09058

Volatile Organic Compounds by EPA Method 8260B

CAS Number	Analyte	Analytical Result	RL
67-64-1	Acetone	<20	20
107-13-1	Acrylonitrile	<2.0	2.0
71-43-2	Benzene	<1.0	1.0
108-86-1	Bromobenzene	<1.0	1.0
74-97-5	Bromochloromethane	<1.0	1.0
75-27-4	Bromodichloromethane	<1.0	1.0
75-25-2	Bromoform	<1.0	1.0
74-83-9	Bromomethane	<5.0	5.0
104-51-8	n-Butylbenzene	<1.0	1.0
135-98-8	sec-Butylbenzene	<1.0	1.0
98-06-6	tert-Butylbenzene	<1.0	1.0
75-15-0	Carbon Disulfide	<1.0	1.0
56-23-5	Carbon Tetrachloride	<1.0	1.0
108-90-7	Chlorobenzene	<1.0	1.0
75-00-3	Chloroethane	<5.0	5.0
67-66-3	Chloroform	<1.0	1.0
74-87-3	Chloromethane	<5.0	5.0
96-12-8	1,2-Dibromo-3-chloropropane	<5.0	5.0
124-48-1	Dibromochloromethane	<1.0	1.0
106-93-4	1,2-Dibromoethane	<1.0	1.0
74-95-3	Dibromomethane	<1.0	1.0
110-57-6	trans-1,4-Dichloro-2-butene	<1.0	1.0
95-50-1	1,2-Dichlorobenzene	<1.0	1.0
541-73-1	1,3-Dichlorobenzene	<1.0	1.0
106-46-7	1,4-Dichlorobenzene	<1.0	1.0
75-71-8	Dichlorodifluoromethane	<5.0	5.0
75-34-3	1,1-Dichloroethane	<1.0	1.0
107-06-2	1,2-Dichloroethane	<1.0	1.0
75-35-4	1,1-Dichloroethene	<1.0	1.0
156-59-2	cis-1,2-Dichloroethene	<1.0	1.0
156-60-5	trans-1,2-Dichloroethene	<1.0	1.0

Continued on next page

This report shall not be reproduced, except in full, without written authorization of TriMatrix Laboratories, Inc.
Individual sample results relate only to the sample tested.

5560 Corporate Exchange Court SE ♦ Grand Rapids, MI 49512 ♦ 616.975.4500 ♦ Fax 616.942.7463 ♦ www.trimatrixlabs.com

US EPA ARCHIVE DOCUMENT

TRIMATRIX LABORATORIES

ANALYTICAL REPORT

Client:	**TRC Companies. - Ann Arbor Office**	Work Order:	**1204065**
Project:	Tecumseh Products	Description:	Laboratory Services
Client Sample ID:	**MW-19s**	Sampled:	04/03/12 12:55
Lab Sample ID:	**1204065-07**	Sampled By:	J. Jasso
Matrix:	Water	Received:	04/04/12 08:45
Unit:	ug/L	Prepared:	04/06/12 By: DLV
Dilution Factor:	1	Analyzed:	04/07/12 By: DLV
QC Batch:	1204387	Analytical Batch:	2D09058

Volatile Organic Compounds by EPA Method 8260B (Continued)

CAS Number	Analyte	Analytical Result	RL
78-87-5	1,2-Dichloropropane	<1.0	1.0
10061-01-5	cis-1,3-Dichloropropene	<1.0	1.0
10061-02-6	trans-1,3-Dichloropropene	<1.0	1.0
100-41-4	Ethylbenzene	<1.0	1.0
60-29-7	Ethyl Ether	<5.0	5.0
591-78-6	2-Hexanone	<5.0	5.0
74-88-4	Iodomethane	<1.0	1.0
98-82-8	Isopropylbenzene	<1.0	1.0
99-87-6	4-Isopropyltoluene	<5.0	5.0
1634-04-4	Methyl tert-Butyl Ether	<5.0	5.0
75-09-2	Methylene Chloride	<5.0	5.0
78-93-3	2-Butanone (MEK)	<5.0	5.0
91-57-6	2-Methylnaphthalene	<5.0	5.0
108-10-1	4-Methyl-2-pentanone (MIBK)	<5.0	5.0
91-20-3	Naphthalene	<5.0	5.0
103-65-1	n-Propylbenzene	<1.0	1.0
100-42-5	Styrene	<1.0	1.0
630-20-6	1,1,1,2-Tetrachloroethane	<1.0	1.0
79-34-5	1,1,2,2-Tetrachloroethane	<1.0	1.0
127-18-4	Tetrachloroethene	**1.1**	1.0
109-99-9	Tetrahydrofuran	<5.0	5.0
108-88-3	Toluene	<1.0	1.0
87-61-6	1,2,3-Trichlorobenzene	<5.0	5.0
120-82-1	1,2,4-Trichlorobenzene	<5.0	5.0
71-55-6	1,1,1-Trichloroethane	**1.5**	1.0
79-00-5	1,1,2-Trichloroethane	<1.0	1.0
79-01-6	Trichloroethene	**32**	1.0
75-69-4	Trichlorofluoromethane	<1.0	1.0
96-18-4	1,2,3-Trichloropropane	<1.0	1.0
95-63-6	1,2,4-Trimethylbenzene	<1.0	1.0
108-67-8	1,3,5-Trimethylbenzene	<1.0	1.0

Continued on next page

This report shall not be reproduced, except in full, without written authorization of TriMatrix Laboratories, Inc.
Individual sample results relate only to the sample tested.

5560 Corporate Exchange Court SE ♦ Grand Rapids, MI 49512 ♦ 616.975.4500 ♦ Fax 616.942.7463 ♦ www.trimatrixlabs.com

US EPA ARCHIVE DOCUMENT

TRIMATRIX LABORATORIES

ANALYTICAL REPORT

Client:	**TRC Companies. - Ann Arbor Office**	Work Order:	**1204065**
Project:	Tecumseh Products	Description:	Laboratory Services
Client Sample ID:	**MW-19s**	Sampled:	04/03/12 12:55
Lab Sample ID:	**1204065-07**	Sampled By:	J. Jasso
Matrix:	Water	Received:	04/04/12 08:45
Unit:	ug/L	Prepared:	04/06/12 By: DLV
Dilution Factor:	1	Analyzed:	04/07/12 By: DLV
QC Batch:	1204387	Analytical Batch:	2D09058

Volatile Organic Compounds by EPA Method 8260B (Continued)

CAS Number	Analyte	Analytical Result	RL
75-01-4	Vinyl Chloride	<1.0	1.0
179601-23-1	Xylene, Meta + Para	<2.0	2.0
95-47-6	Xylene, Ortho	<1.0	1.0

Surrogates:	***% Recovery***	***Control Limits***
Dibromofluoromethane	*100*	*85-118*
1,2-Dichloroethane-d4	*99*	*87-122*
Toluene-d8	*99*	*85-113*
4-Bromofluorobenzene	*99*	*82-110*

US EPA ARCHIVE DOCUMENT

This report shall not be reproduced, except in full, without written authorization of TriMatrix Laboratories, Inc.
Individual sample results relate only to the sample tested.
5560 Corporate Exchange Court SE ♦ Grand Rapids, MI 49512 ♦ 616.975.4500 ♦ Fax 616.942.7463 ♦ www.trimatrixlabs.com

TRIMATRIX LABORATORIES

ANALYTICAL REPORT

Client:	**TRC Companies. - Ann Arbor Office**	Work Order:	**1204065**
Project:	Tecumseh Products	Description:	Laboratory Services
Client Sample ID:	**MW-6s**	Sampled:	04/03/12 14:02
Lab Sample ID:	**1204065-08**	Sampled By:	J. Jasso
Matrix:	Water	Received:	04/04/12 08:45
Unit:	ug/L	Prepared:	04/06/12 By: DLV
Dilution Factor:	1	Analyzed:	04/07/12 By: DLV
QC Batch:	1204387	Analytical Batch:	2D09058

Volatile Organic Compounds by EPA Method 8260B

CAS Number	Analyte	Analytical Result	RL
67-64-1	Acetone	<20	20
107-13-1	Acrylonitrile	<2.0	2.0
71-43-2	Benzene	<1.0	1.0
108-86-1	Bromobenzene	<1.0	1.0
74-97-5	Bromochloromethane	<1.0	1.0
75-27-4	Bromodichloromethane	<1.0	1.0
75-25-2	Bromoform	<1.0	1.0
74-83-9	Bromomethane	<5.0	5.0
104-51-8	n-Butylbenzene	<1.0	1.0
135-98-8	sec-Butylbenzene	<1.0	1.0
98-06-6	tert-Butylbenzene	<1.0	1.0
75-15-0	Carbon Disulfide	<1.0	1.0
56-23-5	Carbon Tetrachloride	<1.0	1.0
108-90-7	Chlorobenzene	<1.0	1.0
75-00-3	Chloroethane	<5.0	5.0
67-66-3	Chloroform	<1.0	1.0
74-87-3	Chloromethane	<5.0	5.0
96-12-8	1,2-Dibromo-3-chloropropane	<5.0	5.0
124-48-1	Dibromochloromethane	<1.0	1.0
106-93-4	1,2-Dibromoethane	<1.0	1.0
74-95-3	Dibromomethane	<1.0	1.0
110-57-6	trans-1,4-Dichloro-2-butene	<1.0	1.0
95-50-1	1,2-Dichlorobenzene	<1.0	1.0
541-73-1	1,3-Dichlorobenzene	<1.0	1.0
106-46-7	1,4-Dichlorobenzene	<1.0	1.0
75-71-8	Dichlorodifluoromethane	<5.0	5.0
75-34-3	1,1-Dichloroethane	<1.0	1.0
107-06-2	1,2-Dichloroethane	<1.0	1.0
75-35-4	1,1-Dichloroethene	<1.0	1.0
156-59-2	cis-1,2-Dichloroethene	<1.0	1.0
156-60-5	trans-1,2-Dichloroethene	<1.0	1.0

Continued on next page

This report shall not be reproduced, except in full, without written authorization of TriMatrix Laboratories, Inc.
Individual sample results relate only to the sample tested.

5560 Corporate Exchange Court SE ♦ Grand Rapids, MI 49512 ♦ 616.975.4500 ♦ Fax 616.942.7463 ♦ www.trimatrixlabs.com

US EPA ARCHIVE DOCUMENT

TRIMATRIX LABORATORIES

ANALYTICAL REPORT

Client:	**TRC Companies. - Ann Arbor Office**	Work Order:	**1204065**
Project:	Tecumseh Products	Description:	Laboratory Services
Client Sample ID:	**MW-6s**	Sampled:	04/03/12 14:02
Lab Sample ID:	**1204065-08**	Sampled By:	J. Jasso
Matrix:	Water	Received:	04/04/12 08:45
Unit:	ug/L	Prepared:	04/06/12 By: DLV
Dilution Factor:	1	Analyzed:	04/07/12 By: DLV
QC Batch:	1204387	Analytical Batch:	2D09058

Volatile Organic Compounds by EPA Method 8260B (Continued)

CAS Number	Analyte	Analytical Result	RL
78-87-5	1,2-Dichloropropane	<1.0	1.0
10061-01-5	cis-1,3-Dichloropropene	<1.0	1.0
10061-02-6	trans-1,3-Dichloropropene	<1.0	1.0
100-41-4	Ethylbenzene	<1.0	1.0
60-29-7	Ethyl Ether	<5.0	5.0
591-78-6	2-Hexanone	<5.0	5.0
74-88-4	Iodomethane	<1.0	1.0
98-82-8	Isopropylbenzene	<1.0	1.0
99-87-6	4-Isopropyltoluene	<5.0	5.0
1634-04-4	Methyl tert-Butyl Ether	<5.0	5.0
75-09-2	Methylene Chloride	<5.0	5.0
78-93-3	2-Butanone (MEK)	<5.0	5.0
91-57-6	2-Methylnaphthalene	<5.0	5.0
108-10-1	4-Methyl-2-pentanone (MIBK)	<5.0	5.0
91-20-3	Naphthalene	<5.0	5.0
103-65-1	n-Propylbenzene	<1.0	1.0
100-42-5	Styrene	<1.0	1.0
630-20-6	1,1,1,2-Tetrachloroethane	<1.0	1.0
79-34-5	1,1,2,2-Tetrachloroethane	<1.0	1.0
127-18-4	Tetrachloroethene	<1.0	1.0
109-99-9	Tetrahydrofuran	<5.0	5.0
108-88-3	Toluene	<1.0	1.0
87-61-6	1,2,3-Trichlorobenzene	<5.0	5.0
120-82-1	1,2,4-Trichlorobenzene	<5.0	5.0
71-55-6	1,1,1-Trichloroethane	<1.0	1.0
79-00-5	1,1,2-Trichloroethane	<1.0	1.0
79-01-6	Trichloroethene	**32**	1.0
75-69-4	Trichlorofluoromethane	<1.0	1.0
96-18-4	1,2,3-Trichloropropane	<1.0	1.0
95-63-6	1,2,4-Trimethylbenzene	<1.0	1.0
108-67-8	1,3,5-Trimethylbenzene	<1.0	1.0

Continued on next page

This report shall not be reproduced, except in full, without written authorization of TriMatrix Laboratories, Inc.
Individual sample results relate only to the sample tested.

5560 Corporate Exchange Court SE ♦ Grand Rapids, MI 49512 ♦ 616.975.4500 ♦ Fax 616.942.7463 ♦ www.trimatrixlabs.com

US EPA ARCHIVE DOCUMENT

TRIMATRIX LABORATORIES

ANALYTICAL REPORT

Client:	**TRC Companies. - Ann Arbor Office**	Work Order:	**1204065**
Project:	Tecumseh Products	Description:	Laboratory Services
Client Sample ID:	**MW-6s**	Sampled:	04/03/12 14:02
Lab Sample ID:	**1204065-08**	Sampled By:	J. Jasso
Matrix:	Water	Received:	04/04/12 08:45
Unit:	ug/L	Prepared:	04/06/12 By: DLV
Dilution Factor:	1	Analyzed:	04/07/12 By: DLV
QC Batch:	1204387	Analytical Batch:	2D09058

Volatile Organic Compounds by EPA Method 8260B (Continued)

CAS Number	Analyte	Analytical Result	RL
75-01-4	Vinyl Chloride	<1.0	1.0
179601-23-1	Xylene, Meta + Para	<2.0	2.0
95-47-6	Xylene, Ortho	<1.0	1.0

Surrogates:	***% Recovery***	***Control Limits***
Dibromofluoromethane	*101*	*85-118*
1,2-Dichloroethane-d4	*99*	*87-122*
Toluene-d8	*99*	*85-113*
4-Bromofluorobenzene	*99*	*82-110*

US EPA ARCHIVE DOCUMENT

This report shall not be reproduced, except in full, without written authorization of TriMatrix Laboratories, Inc.
Individual sample results relate only to the sample tested.
5560 Corporate Exchange Court SE ♦ Grand Rapids, MI 49512 ♦ 616.975.4500 ♦ Fax 616.942.7463 ♦ www.trimatrixlabs.com

TRIMATRIX LABORATORIES

ANALYTICAL REPORT

Client:	**TRC Companies. - Ann Arbor Office**	Work Order:	**1204065**
Project:	Tecumseh Products	Description:	Laboratory Services
Client Sample ID:	**MW-23**	Sampled:	04/03/12 15:57
Lab Sample ID:	**1204065-09**	Sampled By:	J. Jasso
Matrix:	Water	Received:	04/04/12 08:45
Unit:	ug/L	Prepared:	04/06/12 By: DLV
Dilution Factor:	1	Analyzed:	04/07/12 By: DLV
QC Batch:	1204387	Analytical Batch:	2D09058

Volatile Organic Compounds by EPA Method 8260B

CAS Number	Analyte	Analytical Result	RL
67-64-1	Acetone	<20	20
107-13-1	Acrylonitrile	<2.0	2.0
71-43-2	Benzene	<1.0	1.0
108-86-1	Bromobenzene	<1.0	1.0
74-97-5	Bromochloromethane	<1.0	1.0
75-27-4	Bromodichloromethane	<1.0	1.0
75-25-2	Bromoform	<1.0	1.0
74-83-9	Bromomethane	<5.0	5.0
104-51-8	n-Butylbenzene	<1.0	1.0
135-98-8	sec-Butylbenzene	<1.0	1.0
98-06-6	tert-Butylbenzene	<1.0	1.0
75-15-0	Carbon Disulfide	<1.0	1.0
56-23-5	Carbon Tetrachloride	<1.0	1.0
108-90-7	Chlorobenzene	<1.0	1.0
75-00-3	Chloroethane	<5.0	5.0
67-66-3	Chloroform	<1.0	1.0
74-87-3	Chloromethane	<5.0	5.0
96-12-8	1,2-Dibromo-3-chloropropane	<5.0	5.0
124-48-1	Dibromochloromethane	<1.0	1.0
106-93-4	1,2-Dibromoethane	<1.0	1.0
74-95-3	Dibromomethane	<1.0	1.0
110-57-6	trans-1,4-Dichloro-2-butene	<1.0	1.0
95-50-1	1,2-Dichlorobenzene	<1.0	1.0
541-73-1	1,3-Dichlorobenzene	<1.0	1.0
106-46-7	1,4-Dichlorobenzene	<1.0	1.0
75-71-8	Dichlorodifluoromethane	<5.0	5.0
75-34-3	1,1-Dichloroethane	<1.0	1.0
107-06-2	1,2-Dichloroethane	<1.0	1.0
75-35-4	1,1-Dichloroethene	<1.0	1.0
156-59-2	cis-1,2-Dichloroethene	<1.0	1.0
156-60-5	trans-1,2-Dichloroethene	<1.0	1.0

Continued on next page

This report shall not be reproduced, except in full, without written authorization of TriMatrix Laboratories, Inc.
Individual sample results relate only to the sample tested.

5560 Corporate Exchange Court SE ♦ Grand Rapids, MI 49512 ♦ 616.975.4500 ♦ Fax 616.942.7463 ♦ www.trimatrixlabs.com

US EPA ARCHIVE DOCUMENT

TRIMATRIX LABORATORIES

ANALYTICAL REPORT

Client:	**TRC Companies. - Ann Arbor Office**	Work Order:	**1204065**
Project:	Tecumseh Products	Description:	Laboratory Services
Client Sample ID:	**MW-23**	Sampled:	04/03/12 15:57
Lab Sample ID:	**1204065-09**	Sampled By:	J. Jasso
Matrix:	Water	Received:	04/04/12 08:45
Unit:	ug/L	Prepared:	04/06/12 By: DLV
Dilution Factor:	1	Analyzed:	04/07/12 By: DLV
QC Batch:	1204387	Analytical Batch:	2D09058

Volatile Organic Compounds by EPA Method 8260B (Continued)

CAS Number	Analyte	Analytical Result	RL
78-87-5	1,2-Dichloropropane	<1.0	1.0
10061-01-5	cis-1,3-Dichloropropene	<1.0	1.0
10061-02-6	trans-1,3-Dichloropropene	<1.0	1.0
100-41-4	Ethylbenzene	<1.0	1.0
60-29-7	Ethyl Ether	<5.0	5.0
591-78-6	2-Hexanone	<5.0	5.0
74-88-4	Iodomethane	<1.0	1.0
98-82-8	Isopropylbenzene	<1.0	1.0
99-87-6	4-Isopropyltoluene	<5.0	5.0
1634-04-4	Methyl tert-Butyl Ether	<5.0	5.0
75-09-2	Methylene Chloride	<5.0	5.0
78-93-3	2-Butanone (MEK)	<5.0	5.0
91-57-6	2-Methylnaphthalene	<5.0	5.0
108-10-1	4-Methyl-2-pentanone (MIBK)	<5.0	5.0
91-20-3	Naphthalene	<5.0	5.0
103-65-1	n-Propylbenzene	<1.0	1.0
100-42-5	Styrene	<1.0	1.0
630-20-6	1,1,1,2-Tetrachloroethane	<1.0	1.0
79-34-5	1,1,2,2-Tetrachloroethane	<1.0	1.0
127-18-4	Tetrachloroethene	<1.0	1.0
109-99-9	Tetrahydrofuran	<5.0	5.0
108-88-3	Toluene	<1.0	1.0
87-61-6	1,2,3-Trichlorobenzene	<5.0	5.0
120-82-1	1,2,4-Trichlorobenzene	<5.0	5.0
71-55-6	1,1,1-Trichloroethane	<1.0	1.0
79-00-5	1,1,2-Trichloroethane	<1.0	1.0
79-01-6	Trichloroethene	<1.0	1.0
75-69-4	Trichlorofluoromethane	<1.0	1.0
96-18-4	1,2,3-Trichloropropane	<1.0	1.0
95-63-6	1,2,4-Trimethylbenzene	<1.0	1.0
108-67-8	1,3,5-Trimethylbenzene	<1.0	1.0

Continued on next page

This report shall not be reproduced, except in full, without written authorization of TriMatrix Laboratories, Inc.
Individual sample results relate only to the sample tested.

5560 Corporate Exchange Court SE ♦ Grand Rapids, MI 49512 ♦ 616.975.4500 ♦ Fax 616.942.7463 ♦ www.trimatrixlabs.com

US EPA ARCHIVE DOCUMENT

TRIMATRIX LABORATORIES

ANALYTICAL REPORT

Client:	**TRC Companies. - Ann Arbor Office**	Work Order:	**1204065**
Project:	Tecumseh Products	Description:	Laboratory Services
Client Sample ID:	**MW-23**	Sampled:	04/03/12 15:57
Lab Sample ID:	**1204065-09**	Sampled By:	J. Jasso
Matrix:	Water	Received:	04/04/12 08:45
Unit:	ug/L	Prepared:	04/06/12 By: DLV
Dilution Factor:	1	Analyzed:	04/07/12 By: DLV
QC Batch:	1204387	Analytical Batch:	2D09058

Volatile Organic Compounds by EPA Method 8260B (Continued)

CAS Number	Analyte	Analytical Result	RL
75-01-4	Vinyl Chloride	**85**	1.0
179601-23-1	Xylene, Meta + Para	<2.0	2.0
95-47-6	Xylene, Ortho	<1.0	1.0

Surrogates:	*% Recovery*	*Control Limits*
Dibromofluoromethane	*101*	*85-118*
1,2-Dichloroethane-d4	*100*	*87-122*
Toluene-d8	*100*	*85-113*
4-Bromofluorobenzene	*98*	*82-110*

US EPA ARCHIVE DOCUMENT

This report shall not be reproduced, except in full, without written authorization of TriMatrix Laboratories, Inc.
Individual sample results relate only to the sample tested.
5560 Corporate Exchange Court SE ♦ Grand Rapids, MI 49512 ♦ 616.975.4500 ♦ Fax 616.942.7463 ♦ www.trimatrixlabs.com

TRIMATRIX LABORATORIES

ANALYTICAL REPORT

Client:	**TRC Companies. - Ann Arbor Office**	Work Order:	**1204149**
Project:	Tecumseh Products	Description:	Laboratory Services
Client Sample ID:	**TB-03**	Sampled:	04/05/12 00:00
Lab Sample ID:	**1204149-01**	Sampled By:	TML
Matrix:	Water	Received:	04/06/12 15:00
Unit:	ug/L	Prepared:	04/13/12 By: DLV
Dilution Factor:	1	Analyzed:	04/13/12 By: DLV
QC Batch:	1204677	Analytical Batch:	2D16028

Volatile Organic Compounds by EPA Method 8260B

CAS Number	Analyte	Analytical Result	RL
67-64-1	Acetone	<20	20
107-13-1	Acrylonitrile	<2.0	2.0
71-43-2	Benzene	<1.0	1.0
108-86-1	Bromobenzene	<1.0	1.0
74-97-5	Bromochloromethane	<1.0	1.0
75-27-4	Bromodichloromethane	<1.0	1.0
75-25-2	Bromoform	<1.0	1.0
74-83-9	Bromomethane	<5.0	5.0
104-51-8	n-Butylbenzene	<1.0	1.0
135-98-8	sec-Butylbenzene	<1.0	1.0
98-06-6	tert-Butylbenzene	<1.0	1.0
75-15-0	Carbon Disulfide	<1.0	1.0
56-23-5	Carbon Tetrachloride	<1.0	1.0
108-90-7	Chlorobenzene	<1.0	1.0
75-00-3	Chloroethane	<5.0	5.0
67-66-3	Chloroform	<1.0	1.0
74-87-3	Chloromethane	<5.0	5.0
96-12-8	1,2-Dibromo-3-chloropropane	<5.0	5.0
124-48-1	Dibromochloromethane	<1.0	1.0
106-93-4	1,2-Dibromoethane	<1.0	1.0
74-95-3	Dibromomethane	<1.0	1.0
110-57-6	trans-1,4-Dichloro-2-butene	<1.0	1.0
95-50-1	1,2-Dichlorobenzene	<1.0	1.0
541-73-1	1,3-Dichlorobenzene	<1.0	1.0
106-46-7	1,4-Dichlorobenzene	<1.0	1.0
75-71-8	Dichlorodifluoromethane	<5.0	5.0
75-34-3	1,1-Dichloroethane	<1.0	1.0
107-06-2	1,2-Dichloroethane	<1.0	1.0
75-35-4	1,1-Dichloroethene	<1.0	1.0
156-59-2	cis-1,2-Dichloroethene	<1.0	1.0
156-60-5	trans-1,2-Dichloroethene	<1.0	1.0

Continued on next page

This report shall not be reproduced, except in full, without written authorization of TriMatrix Laboratories, Inc.
Individual sample results relate only to the sample tested.

5560 Corporate Exchange Court SE ♦ Grand Rapids, MI 49512 ♦ 616.975.4500 ♦ Fax 616.942.7463 ♦ www.trimatrixlabs.com

US EPA ARCHIVE DOCUMENT

TRIMATRIX LABORATORIES

ANALYTICAL REPORT

Client:	**TRC Companies. - Ann Arbor Office**	Work Order:	**1204149**
Project:	Tecumseh Products	Description:	Laboratory Services
Client Sample ID:	**TB-03**	Sampled:	04/05/12 00:00
Lab Sample ID:	**1204149-01**	Sampled By:	TML
Matrix:	Water	Received:	04/06/12 15:00
Unit:	ug/L	Prepared:	04/13/12 By: DLV
Dilution Factor:	1	Analyzed:	04/13/12 By: DLV
QC Batch:	1204677	Analytical Batch:	2D16028

Volatile Organic Compounds by EPA Method 8260B (Continued)

CAS Number	Analyte	Analytical Result	RL
78-87-5	1,2-Dichloropropane	<1.0	1.0
10061-01-5	cis-1,3-Dichloropropene	<1.0	1.0
10061-02-6	trans-1,3-Dichloropropene	<1.0	1.0
100-41-4	Ethylbenzene	<1.0	1.0
60-29-7	Ethyl Ether	<5.0	5.0
591-78-6	2-Hexanone	<5.0	5.0
74-88-4	Iodomethane	<1.0	1.0
98-82-8	Isopropylbenzene	<1.0	1.0
99-87-6	4-Isopropyltoluene	<5.0	5.0
1634-04-4	Methyl tert-Butyl Ether	<5.0	5.0
75-09-2	Methylene Chloride	<5.0	5.0
78-93-3	2-Butanone (MEK)	<5.0	5.0
91-57-6	2-Methylnaphthalene	<5.0	5.0
108-10-1	4-Methyl-2-pentanone (MIBK)	<5.0	5.0
91-20-3	Naphthalene	<5.0	5.0
103-65-1	n-Propylbenzene	<1.0	1.0
100-42-5	Styrene	<1.0	1.0
630-20-6	1,1,1,2-Tetrachloroethane	<1.0	1.0
79-34-5	1,1,2,2-Tetrachloroethane	<1.0	1.0
127-18-4	Tetrachloroethene	<1.0	1.0
109-99-9	Tetrahydrofuran	<5.0	5.0
108-88-3	Toluene	<1.0	1.0
87-61-6	1,2,3-Trichlorobenzene	<5.0	5.0
120-82-1	1,2,4-Trichlorobenzene	<5.0	5.0
71-55-6	1,1,1-Trichloroethane	<1.0	1.0
79-00-5	1,1,2-Trichloroethane	<1.0	1.0
79-01-6	Trichloroethene	<1.0	1.0
75-69-4	Trichlorofluoromethane	<1.0	1.0
96-18-4	1,2,3-Trichloropropane	<1.0	1.0
95-63-6	1,2,4-Trimethylbenzene	<1.0	1.0
108-67-8	1,3,5-Trimethylbenzene	<1.0	1.0

Continued on next page

This report shall not be reproduced, except in full, without written authorization of TriMatrix Laboratories, Inc.
Individual sample results relate only to the sample tested.

5560 Corporate Exchange Court SE ♦ Grand Rapids, MI 49512 ♦ 616.975.4500 ♦ Fax 616.942.7463 ♦ www.trimatrixlabs.com

US EPA ARCHIVE DOCUMENT

TRIMATRIX LABORATORIES

ANALYTICAL REPORT

Client:	**TRC Companies. - Ann Arbor Office**	Work Order:	**1204149**
Project:	Tecumseh Products	Description:	Laboratory Services
Client Sample ID:	**TB-03**	Sampled:	04/05/12 00:00
Lab Sample ID:	**1204149-01**	Sampled By:	TML
Matrix:	Water	Received:	04/06/12 15:00
Unit:	ug/L	Prepared:	04/13/12 By: DLV
Dilution Factor:	1	Analyzed:	04/13/12 By: DLV
QC Batch:	1204677	Analytical Batch:	2D16028

Volatile Organic Compounds by EPA Method 8260B (Continued)

CAS Number	Analyte	Analytical Result	RL
75-01-4	Vinyl Chloride	<1.0	1.0
179601-23-1	Xylene, Meta + Para	<2.0	2.0
95-47-6	Xylene, Ortho	<1.0	1.0

Surrogates:	***% Recovery***	***Control Limits***
Dibromofluoromethane	*100*	*85-118*
1,2-Dichloroethane-d4	*100*	*87-122*
Toluene-d8	*97*	*85-113*
4-Bromofluorobenzene	*97*	*82-110*

US EPA ARCHIVE DOCUMENT

This report shall not be reproduced, except in full, without written authorization of TriMatrix Laboratories, Inc.
Individual sample results relate only to the sample tested.
5560 Corporate Exchange Court SE ♦ Grand Rapids, MI 49512 ♦ 616.975.4500 ♦ Fax 616.942.7463 ♦ www.trimatrixlabs.com

TRIMATRIX LABORATORIES

ANALYTICAL REPORT

Client:	**TRC Companies. - Ann Arbor Office**	Work Order:	**1204149**
Project:	Tecumseh Products	Description:	Laboratory Services
Client Sample ID:	**MW-33s**	Sampled:	04/04/12 06:31
Lab Sample ID:	**1204149-02**	Sampled By:	J. Jasso
Matrix:	Water	Received:	04/06/12 15:00
Unit:	ug/L	Prepared:	04/13/12 By: DLV
Dilution Factor:	1	Analyzed:	04/13/12 By: DLV
QC Batch:	1204663	Analytical Batch:	2D16023

Volatile Organic Compounds by EPA Method 8260B

CAS Number	Analyte	Analytical Result	RL
67-64-1	Acetone	<20	20
107-13-1	Acrylonitrile	<2.0	2.0
71-43-2	Benzene	<1.0	1.0
108-86-1	Bromobenzene	<1.0	1.0
74-97-5	Bromochloromethane	<1.0	1.0
75-27-4	Bromodichloromethane	<1.0	1.0
75-25-2	Bromoform	<1.0	1.0
74-83-9	Bromomethane	<5.0	5.0
104-51-8	n-Butylbenzene	<1.0	1.0
135-98-8	sec-Butylbenzene	<1.0	1.0
98-06-6	tert-Butylbenzene	<1.0	1.0
75-15-0	Carbon Disulfide	<1.0	1.0
56-23-5	Carbon Tetrachloride	<1.0	1.0
108-90-7	Chlorobenzene	<1.0	1.0
75-00-3	Chloroethane	**5.6**	5.0
67-66-3	Chloroform	<1.0	1.0
74-87-3	Chloromethane	<5.0	5.0
96-12-8	1,2-Dibromo-3-chloropropane	<5.0	5.0
124-48-1	Dibromochloromethane	<1.0	1.0
106-93-4	1,2-Dibromoethane	<1.0	1.0
74-95-3	Dibromomethane	<1.0	1.0
110-57-6	trans-1,4-Dichloro-2-butene	<1.0	1.0
95-50-1	1,2-Dichlorobenzene	<1.0	1.0
541-73-1	1,3-Dichlorobenzene	<1.0	1.0
106-46-7	1,4-Dichlorobenzene	<1.0	1.0
75-71-8	Dichlorodifluoromethane	<5.0	5.0
75-34-3	1,1-Dichloroethane	**17**	1.0
107-06-2	1,2-Dichloroethane	<1.0	1.0
75-35-4	1,1-Dichloroethene	<1.0	1.0
156-59-2	cis-1,2-Dichloroethene	**21**	1.0
156-60-5	trans-1,2-Dichloroethene	<1.0	1.0

Continued on next page

This report shall not be reproduced, except in full, without written authorization of TriMatrix Laboratories, Inc.
Individual sample results relate only to the sample tested.

5560 Corporate Exchange Court SE ♦ Grand Rapids, MI 49512 ♦ 616.975.4500 ♦ Fax 616.942.7463 ♦ www.trimatrixlabs.com

US EPA ARCHIVE DOCUMENT

TRIMATRIX LABORATORIES

ANALYTICAL REPORT

Client:	**TRC Companies. - Ann Arbor Office**	Work Order:	**1204149**
Project:	Tecumseh Products	Description:	Laboratory Services
Client Sample ID:	**MW-33s**	Sampled:	04/04/12 06:31
Lab Sample ID:	**1204149-02**	Sampled By:	J. Jasso
Matrix:	Water	Received:	04/06/12 15:00
Unit:	ug/L	Prepared:	04/13/12 By: DLV
Dilution Factor:	1	Analyzed:	04/13/12 By: DLV
QC Batch:	1204663	Analytical Batch:	2D16023

Volatile Organic Compounds by EPA Method 8260B (Continued)

CAS Number	Analyte	Analytical Result	RL
78-87-5	1,2-Dichloropropane	<1.0	1.0
10061-01-5	cis-1,3-Dichloropropene	<1.0	1.0
10061-02-6	trans-1,3-Dichloropropene	<1.0	1.0
100-41-4	Ethylbenzene	<1.0	1.0
60-29-7	Ethyl Ether	<5.0	5.0
591-78-6	2-Hexanone	<5.0	5.0
74-88-4	Iodomethane	<1.0	1.0
98-82-8	Isopropylbenzene	<1.0	1.0
99-87-6	4-Isopropyltoluene	<5.0	5.0
1634-04-4	Methyl tert-Butyl Ether	<5.0	5.0
75-09-2	Methylene Chloride	<5.0	5.0
78-93-3	2-Butanone (MEK)	<5.0	5.0
91-57-6	2-Methylnaphthalene	<5.0	5.0
108-10-1	4-Methyl-2-pentanone (MIBK)	<5.0	5.0
91-20-3	Naphthalene	<5.0	5.0
103-65-1	n-Propylbenzene	<1.0	1.0
100-42-5	Styrene	<1.0	1.0
630-20-6	1,1,1,2-Tetrachloroethane	<1.0	1.0
79-34-5	1,1,2,2-Tetrachloroethane	<1.0	1.0
127-18-4	Tetrachloroethene	<1.0	1.0
109-99-9	Tetrahydrofuran	<5.0	5.0
108-88-3	Toluene	<1.0	1.0
87-61-6	1,2,3-Trichlorobenzene	<5.0	5.0
120-82-1	1,2,4-Trichlorobenzene	<5.0	5.0
71-55-6	1,1,1-Trichloroethane	**1.2**	1.0
79-00-5	1,1,2-Trichloroethane	<1.0	1.0
79-01-6	Trichloroethene	**170**	1.0
75-69-4	Trichlorofluoromethane	<1.0	1.0
96-18-4	1,2,3-Trichloropropane	<1.0	1.0
95-63-6	1,2,4-Trimethylbenzene	<1.0	1.0
108-67-8	1,3,5-Trimethylbenzene	<1.0	1.0

Continued on next page

This report shall not be reproduced, except in full, without written authorization of TriMatrix Laboratories, Inc.
Individual sample results relate only to the sample tested.

5560 Corporate Exchange Court SE ♦ Grand Rapids, MI 49512 ♦ 616.975.4500 ♦ Fax 616.942.7463 ♦ www.trimatrixlabs.com

US EPA ARCHIVE DOCUMENT

TRIMATRIX LABORATORIES

ANALYTICAL REPORT

Client:	**TRC Companies. - Ann Arbor Office**	Work Order:	**1204149**
Project:	Tecumseh Products	Description:	Laboratory Services
Client Sample ID:	**MW-33s**	Sampled:	04/04/12 06:31
Lab Sample ID:	**1204149-02**	Sampled By:	J. Jasso
Matrix:	Water	Received:	04/06/12 15:00
Unit:	ug/L	Prepared:	04/13/12 By: DLV
Dilution Factor:	1	Analyzed:	04/13/12 By: DLV
QC Batch:	1204663	Analytical Batch:	2D16023

Volatile Organic Compounds by EPA Method 8260B (Continued)

CAS Number	Analyte	Analytical Result	RL
75-01-4	Vinyl Chloride	**48**	1.0
179601-23-1	Xylene, Meta + Para	<2.0	2.0
95-47-6	Xylene, Ortho	<1.0	1.0

Surrogates:	***% Recovery***	***Control Limits***
Dibromofluoromethane	*101*	*85-118*
1,2-Dichloroethane-d4	*101*	*87-122*
Toluene-d8	*98*	*85-113*
4-Bromofluorobenzene	*97*	*82-110*

This report shall not be reproduced, except in full, without written authorization of TriMatrix Laboratories, Inc.
Individual sample results relate only to the sample tested.

5560 Corporate Exchange Court SE ♦ Grand Rapids, MI 49512 ♦ 616.975.4500 ♦ Fax 616.942.7463 ♦ www.trimatrixlabs.com

US EPA ARCHIVE DOCUMENT

TRIMATRIX LABORATORIES

ANALYTICAL REPORT

Client:	**TRC Companies. - Ann Arbor Office**	Work Order:	**1204149**
Project:	Tecumseh Products	Description:	Laboratory Services
Client Sample ID:	**MW-32s**	Sampled:	04/04/12 08:05
Lab Sample ID:	**1204149-03**	Sampled By:	J. Jasso
Matrix:	Water	Received:	04/06/12 15:00
Unit:	ug/L	Prepared:	04/13/12 By: DLV
Dilution Factor:	20	Analyzed:	04/13/12 By: DLV
QC Batch:	1204663	Analytical Batch:	2D16023

Volatile Organic Compounds by EPA Method 8260B

CAS Number	Analyte	Analytical Result	RL
67-64-1	Acetone	<400	400
107-13-1	Acrylonitrile	<40	40
71-43-2	Benzene	<20	20
108-86-1	Bromobenzene	<20	20
74-97-5	Bromochloromethane	<20	20
75-27-4	Bromodichloromethane	<20	20
75-25-2	Bromoform	<20	20
74-83-9	Bromomethane	<100	100
104-51-8	n-Butylbenzene	<20	20
135-98-8	sec-Butylbenzene	<20	20
98-06-6	tert-Butylbenzene	<20	20
75-15-0	Carbon Disulfide	<20	20
56-23-5	Carbon Tetrachloride	<20	20
108-90-7	Chlorobenzene	<20	20
75-00-3	Chloroethane	<100	100
67-66-3	Chloroform	<20	20
74-87-3	Chloromethane	<100	100
96-12-8	1,2-Dibromo-3-chloropropane	<100	100
124-48-1	Dibromochloromethane	<20	20
106-93-4	1,2-Dibromoethane	<20	20
74-95-3	Dibromomethane	<20	20
110-57-6	trans-1,4-Dichloro-2-butene	<20	20
95-50-1	1,2-Dichlorobenzene	<20	20
541-73-1	1,3-Dichlorobenzene	<20	20
106-46-7	1,4-Dichlorobenzene	<20	20
75-71-8	Dichlorodifluoromethane	<100	100
75-34-3	1,1-Dichloroethane	<20	20
107-06-2	1,2-Dichloroethane	<20	20
75-35-4	1,1-Dichloroethene	<20	20
156-59-2	cis-1,2-Dichloroethene	**130**	20
156-60-5	trans-1,2-Dichloroethene	<20	20

Continued on next page

This report shall not be reproduced, except in full, without written authorization of TriMatrix Laboratories, Inc.
Individual sample results relate only to the sample tested.

5560 Corporate Exchange Court SE ♦ Grand Rapids, MI 49512 ♦ 616.975.4500 ♦ Fax 616.942.7463 ♦ www.trimatrixlabs.com

US EPA ARCHIVE DOCUMENT

TRIMATRIX LABORATORIES

ANALYTICAL REPORT

Client:	**TRC Companies. - Ann Arbor Office**	Work Order:	**1204149**
Project:	Tecumseh Products	Description:	Laboratory Services
Client Sample ID:	**MW-32s**	Sampled:	04/04/12 08:05
Lab Sample ID:	**1204149-03**	Sampled By:	J. Jasso
Matrix:	Water	Received:	04/06/12 15:00
Unit:	ug/L	Prepared:	04/13/12 By: DLV
Dilution Factor:	20	Analyzed:	04/13/12 By: DLV
QC Batch:	1204663	Analytical Batch:	2D16023

Volatile Organic Compounds by EPA Method 8260B (Continued)

CAS Number	Analyte	Analytical Result	RL
78-87-5	1,2-Dichloropropane	<20	20
10061-01-5	cis-1,3-Dichloropropene	<20	20
10061-02-6	trans-1,3-Dichloropropene	<20	20
100-41-4	Ethylbenzene	<20	20
60-29-7	Ethyl Ether	<100	100
591-78-6	2-Hexanone	<100	100
74-88-4	Iodomethane	<20	20
98-82-8	Isopropylbenzene	<20	20
99-87-6	4-Isopropyltoluene	<100	100
1634-04-4	Methyl tert-Butyl Ether	<100	100
75-09-2	Methylene Chloride	<100	100
78-93-3	2-Butanone (MEK)	<100	100
91-57-6	2-Methylnaphthalene	<100	100
108-10-1	4-Methyl-2-pentanone (MIBK)	<100	100
91-20-3	Naphthalene	<100	100
103-65-1	n-Propylbenzene	<20	20
100-42-5	Styrene	<20	20
630-20-6	1,1,1,2-Tetrachloroethane	<20	20
79-34-5	1,1,2,2-Tetrachloroethane	<20	20
127-18-4	Tetrachloroethene	<20	20
109-99-9	Tetrahydrofuran	<100	100
108-88-3	Toluene	<20	20
87-61-6	1,2,3-Trichlorobenzene	<100	100
120-82-1	1,2,4-Trichlorobenzene	<100	100
71-55-6	1,1,1-Trichloroethane	**340**	20
79-00-5	1,1,2-Trichloroethane	<20	20
79-01-6	Trichloroethene	**2200**	20
75-69-4	Trichlorofluoromethane	<20	20
96-18-4	1,2,3-Trichloropropane	<20	20
95-63-6	1,2,4-Trimethylbenzene	<20	20
108-67-8	1,3,5-Trimethylbenzene	<20	20

Continued on next page

This report shall not be reproduced, except in full, without written authorization of TriMatrix Laboratories, Inc.
Individual sample results relate only to the sample tested.

5560 Corporate Exchange Court SE ♦ Grand Rapids, MI 49512 ♦ 616.975.4500 ♦ Fax 616.942.7463 ♦ www.trimatrixlabs.com

US EPA ARCHIVE DOCUMENT

TRIMATRIX LABORATORIES

ANALYTICAL REPORT

Client:	**TRC Companies. - Ann Arbor Office**	Work Order:	**1204149**
Project:	Tecumseh Products	Description:	Laboratory Services
Client Sample ID:	**MW-32s**	Sampled:	04/04/12 08:05
Lab Sample ID:	**1204149-03**	Sampled By:	J. Jasso
Matrix:	Water	Received:	04/06/12 15:00
Unit:	ug/L	Prepared:	04/13/12 By: DLV
Dilution Factor:	20	Analyzed:	04/13/12 By: DLV
QC Batch:	1204663	Analytical Batch:	2D16023

Volatile Organic Compounds by EPA Method 8260B (Continued)

CAS Number	Analyte	Analytical Result	RL
75-01-4	Vinyl Chloride	<20	20
179601-23-1	Xylene, Meta + Para	<40	40
95-47-6	Xylene, Ortho	<20	20

Surrogates:	***% Recovery***	***Control Limits***
Dibromofluoromethane	*101*	*85-118*
1,2-Dichloroethane-d4	*101*	*87-122*
Toluene-d8	*98*	*85-113*
4-Bromofluorobenzene	*98*	*82-110*

This report shall not be reproduced, except in full, without written authorization of TriMatrix Laboratories, Inc.
Individual sample results relate only to the sample tested.

5560 Corporate Exchange Court SE ♦ Grand Rapids, MI 49512 ♦ 616.975.4500 ♦ Fax 616.942.7463 ♦ www.trimatrixlabs.com

US EPA ARCHIVE DOCUMENT

TRIMATRIX LABORATORIES

ANALYTICAL REPORT

Client:	**TRC Companies. - Ann Arbor Office**	Work Order:	**1204149**
Project:	Tecumseh Products	Description:	Laboratory Services
Client Sample ID:	**MW-34s**	Sampled:	04/04/12 09:29
Lab Sample ID:	**1204149-04**	Sampled By:	J. Jasso
Matrix:	Water	Received:	04/06/12 15:00
Unit:	ug/L	Prepared:	04/13/12 By: DLV
Dilution Factor:	10	Analyzed:	04/13/12 By: DLV
QC Batch:	1204663	Analytical Batch:	2D16023

Volatile Organic Compounds by EPA Method 8260B

CAS Number	Analyte	Analytical Result	RL
67-64-1	Acetone	<200	200
107-13-1	Acrylonitrile	<20	20
71-43-2	Benzene	<10	10
108-86-1	Bromobenzene	<10	10
74-97-5	Bromochloromethane	<10	10
75-27-4	Bromodichloromethane	<10	10
75-25-2	Bromoform	<10	10
74-83-9	Bromomethane	<50	50
104-51-8	n-Butylbenzene	<10	10
135-98-8	sec-Butylbenzene	<10	10
98-06-6	tert-Butylbenzene	<10	10
75-15-0	Carbon Disulfide	<10	10
56-23-5	Carbon Tetrachloride	<10	10
108-90-7	Chlorobenzene	<10	10
75-00-3	Chloroethane	<50	50
67-66-3	Chloroform	<10	10
74-87-3	Chloromethane	<50	50
96-12-8	1,2-Dibromo-3-chloropropane	<50	50
124-48-1	Dibromochloromethane	<10	10
106-93-4	1,2-Dibromoethane	<10	10
74-95-3	Dibromomethane	<10	10
110-57-6	trans-1,4-Dichloro-2-butene	<10	10
95-50-1	1,2-Dichlorobenzene	<10	10
541-73-1	1,3-Dichlorobenzene	<10	10
106-46-7	1,4-Dichlorobenzene	<10	10
75-71-8	Dichlorodifluoromethane	<50	50
75-34-3	1,1-Dichloroethane	<10	10
107-06-2	1,2-Dichloroethane	<10	10
75-35-4	1,1-Dichloroethene	<10	10
156-59-2	cis-1,2-Dichloroethene	<10	10
156-60-5	trans-1,2-Dichloroethene	<10	10

Continued on next page

This report shall not be reproduced, except in full, without written authorization of TriMatrix Laboratories, Inc.
Individual sample results relate only to the sample tested.

5560 Corporate Exchange Court SE ♦ Grand Rapids, MI 49512 ♦ 616.975.4500 ♦ Fax 616.942.7463 ♦ www.trimatrixlabs.com

US EPA ARCHIVE DOCUMENT

TRIMATRIX LABORATORIES

ANALYTICAL REPORT

Client:	**TRC Companies. - Ann Arbor Office**	Work Order:	**1204149**
Project:	Tecumseh Products	Description:	Laboratory Services
Client Sample ID:	**MW-34s**	Sampled:	04/04/12 09:29
Lab Sample ID:	**1204149-04**	Sampled By:	J. Jasso
Matrix:	Water	Received:	04/06/12 15:00
Unit:	ug/L	Prepared:	04/13/12 By: DLV
Dilution Factor:	10	Analyzed:	04/13/12 By: DLV
QC Batch:	1204663	Analytical Batch:	2D16023

Volatile Organic Compounds by EPA Method 8260B (Continued)

CAS Number	Analyte	Analytical Result	RL
78-87-5	1,2-Dichloropropane	<10	10
10061-01-5	cis-1,3-Dichloropropene	<10	10
10061-02-6	trans-1,3-Dichloropropene	<10	10
100-41-4	Ethylbenzene	<10	10
60-29-7	Ethyl Ether	<50	50
591-78-6	2-Hexanone	<50	50
74-88-4	Iodomethane	<10	10
98-82-8	Isopropylbenzene	<10	10
99-87-6	4-Isopropyltoluene	<50	50
1634-04-4	Methyl tert-Butyl Ether	<50	50
75-09-2	Methylene Chloride	<50	50
78-93-3	2-Butanone (MEK)	<50	50
91-57-6	2-Methylnaphthalene	<50	50
108-10-1	4-Methyl-2-pentanone (MIBK)	<50	50
91-20-3	Naphthalene	<50	50
103-65-1	n-Propylbenzene	<10	10
100-42-5	Styrene	<10	10
630-20-6	1,1,1,2-Tetrachloroethane	<10	10
79-34-5	1,1,2,2-Tetrachloroethane	<10	10
127-18-4	Tetrachloroethene	<10	10
109-99-9	Tetrahydrofuran	<50	50
108-88-3	Toluene	<10	10
87-61-6	1,2,3-Trichlorobenzene	<50	50
120-82-1	1,2,4-Trichlorobenzene	<50	50
71-55-6	1,1,1-Trichloroethane	**1400**	10
79-00-5	1,1,2-Trichloroethane	<10	10
79-01-6	Trichloroethene	**1200**	10
75-69-4	Trichlorofluoromethane	<10	10
96-18-4	1,2,3-Trichloropropane	<10	10
95-63-6	1,2,4-Trimethylbenzene	<10	10
108-67-8	1,3,5-Trimethylbenzene	<10	10

Continued on next page

This report shall not be reproduced, except in full, without written authorization of TriMatrix Laboratories, Inc.
Individual sample results relate only to the sample tested.

5560 Corporate Exchange Court SE ♦ Grand Rapids, MI 49512 ♦ 616.975.4500 ♦ Fax 616.942.7463 ♦ www.trimatrixlabs.com

US EPA ARCHIVE DOCUMENT

TRIMATRIX LABORATORIES

ANALYTICAL REPORT

Client:	**TRC Companies. - Ann Arbor Office**	Work Order:	**1204149**
Project:	Tecumseh Products	Description:	Laboratory Services
Client Sample ID:	**MW-34s**	Sampled:	04/04/12 09:29
Lab Sample ID:	**1204149-04**	Sampled By:	J. Jasso
Matrix:	Water	Received:	04/06/12 15:00
Unit:	ug/L	Prepared:	04/13/12 By: DLV
Dilution Factor:	10	Analyzed:	04/13/12 By: DLV
QC Batch:	1204663	Analytical Batch:	2D16023

Volatile Organic Compounds by EPA Method 8260B (Continued)

CAS Number	Analyte	Analytical Result	RL
75-01-4	Vinyl Chloride	<10	10
179601-23-1	Xylene, Meta + Para	<20	20
95-47-6	Xylene, Ortho	<10	10

Surrogates:	***% Recovery***	***Control Limits***
Dibromofluoromethane	*103*	*85-118*
1,2-Dichloroethane-d4	*101*	*87-122*
Toluene-d8	*97*	*85-113*
4-Bromofluorobenzene	*97*	*82-110*

US EPA ARCHIVE DOCUMENT

This report shall not be reproduced, except in full, without written authorization of TriMatrix Laboratories, Inc.
Individual sample results relate only to the sample tested.
5560 Corporate Exchange Court SE ♦ Grand Rapids, MI 49512 ♦ 616.975.4500 ♦ Fax 616.942.7463 ♦ www.trimatrixlabs.com

TRIMATRIX LABORATORIES

ANALYTICAL REPORT

Client:	**TRC Companies. - Ann Arbor Office**	Work Order:	**1204149**
Project:	Tecumseh Products	Description:	Laboratory Services
Client Sample ID:	**MW-3s**	Sampled:	04/04/12 10:45
Lab Sample ID:	**1204149-05**	Sampled By:	J. Jasso
Matrix:	Water	Received:	04/06/12 15:00
Unit:	ug/L	Prepared:	04/13/12 By: DLV
Dilution Factor:	20	Analyzed:	04/13/12 By: DLV
QC Batch:	1204663	Analytical Batch:	2D16023

Volatile Organic Compounds by EPA Method 8260B

CAS Number	Analyte	Analytical Result	RL
67-64-1	Acetone	<400	400
107-13-1	Acrylonitrile	<40	40
71-43-2	Benzene	<20	20
108-86-1	Bromobenzene	<20	20
74-97-5	Bromochloromethane	<20	20
75-27-4	Bromodichloromethane	<20	20
75-25-2	Bromoform	<20	20
74-83-9	Bromomethane	<100	100
104-51-8	n-Butylbenzene	<20	20
135-98-8	sec-Butylbenzene	<20	20
98-06-6	tert-Butylbenzene	<20	20
75-15-0	Carbon Disulfide	<20	20
56-23-5	Carbon Tetrachloride	<20	20
108-90-7	Chlorobenzene	<20	20
75-00-3	Chloroethane	<100	100
67-66-3	Chloroform	<20	20
74-87-3	Chloromethane	<100	100
96-12-8	1,2-Dibromo-3-chloropropane	<100	100
124-48-1	Dibromochloromethane	<20	20
106-93-4	1,2-Dibromoethane	<20	20
74-95-3	Dibromomethane	<20	20
110-57-6	trans-1,4-Dichloro-2-butene	<20	20
95-50-1	1,2-Dichlorobenzene	<20	20
541-73-1	1,3-Dichlorobenzene	<20	20
106-46-7	1,4-Dichlorobenzene	<20	20
75-71-8	Dichlorodifluoromethane	<100	100
75-34-3	1,1-Dichloroethane	<20	20
107-06-2	1,2-Dichloroethane	<20	20
75-35-4	1,1-Dichloroethene	<20	20
156-59-2	cis-1,2-Dichloroethene	**1600**	20
156-60-5	trans-1,2-Dichloroethene	**84**	20

Continued on next page

This report shall not be reproduced, except in full, without written authorization of TriMatrix Laboratories, Inc.
Individual sample results relate only to the sample tested.

5560 Corporate Exchange Court SE ♦ Grand Rapids, MI 49512 ♦ 616.975.4500 ♦ Fax 616.942.7463 ♦ www.trimatrixlabs.com

US EPA ARCHIVE DOCUMENT

TRIMATRIX LABORATORIES

ANALYTICAL REPORT

Client:	**TRC Companies. - Ann Arbor Office**	Work Order:	**1204149**
Project:	Tecumseh Products	Description:	Laboratory Services
Client Sample ID:	**MW-3s**	Sampled:	04/04/12 10:45
Lab Sample ID:	**1204149-05**	Sampled By:	J. Jasso
Matrix:	Water	Received:	04/06/12 15:00
Unit:	ug/L	Prepared:	04/13/12 By: DLV
Dilution Factor:	20	Analyzed:	04/13/12 By: DLV
QC Batch:	1204663	Analytical Batch:	2D16023

Volatile Organic Compounds by EPA Method 8260B (Continued)

CAS Number	Analyte	Analytical Result	RL
78-87-5	1,2-Dichloropropane	<20	20
10061-01-5	cis-1,3-Dichloropropene	<20	20
10061-02-6	trans-1,3-Dichloropropene	<20	20
100-41-4	Ethylbenzene	<20	20
60-29-7	Ethyl Ether	<100	100
591-78-6	2-Hexanone	<100	100
74-88-4	Iodomethane	<20	20
98-82-8	Isopropylbenzene	<20	20
99-87-6	4-Isopropyltoluene	<100	100
1634-04-4	Methyl tert-Butyl Ether	<100	100
75-09-2	Methylene Chloride	<100	100
78-93-3	2-Butanone (MEK)	<100	100
91-57-6	2-Methylnaphthalene	<100	100
108-10-1	4-Methyl-2-pentanone (MIBK)	<100	100
91-20-3	Naphthalene	<100	100
103-65-1	n-Propylbenzene	<20	20
100-42-5	Styrene	<20	20
630-20-6	1,1,1,2-Tetrachloroethane	<20	20
79-34-5	1,1,2,2-Tetrachloroethane	<20	20
127-18-4	Tetrachloroethene	<20	20
109-99-9	Tetrahydrofuran	<100	100
108-88-3	Toluene	<20	20
87-61-6	1,2,3-Trichlorobenzene	<100	100
120-82-1	1,2,4-Trichlorobenzene	<100	100
71-55-6	1,1,1-Trichloroethane	<20	20
79-00-5	1,1,2-Trichloroethane	<20	20
79-01-6	Trichloroethene	**20**	20
75-69-4	Trichlorofluoromethane	<20	20
96-18-4	1,2,3-Trichloropropane	<20	20
95-63-6	1,2,4-Trimethylbenzene	<20	20
108-67-8	1,3,5-Trimethylbenzene	<20	20

Continued on next page

This report shall not be reproduced, except in full, without written authorization of TriMatrix Laboratories, Inc.
Individual sample results relate only to the sample tested.

5560 Corporate Exchange Court SE ♦ Grand Rapids, MI 49512 ♦ 616.975.4500 ♦ Fax 616.942.7463 ♦ www.trimatrixlabs.com

US EPA ARCHIVE DOCUMENT

TRIMATRIX LABORATORIES

ANALYTICAL REPORT

Client:	**TRC Companies. - Ann Arbor Office**	Work Order:	**1204149**
Project:	Tecumseh Products	Description:	Laboratory Services
Client Sample ID:	**MW-3s**	Sampled:	04/04/12 10:45
Lab Sample ID:	**1204149-05**	Sampled By:	J. Jasso
Matrix:	Water	Received:	04/06/12 15:00
Unit:	ug/L	Prepared:	04/13/12 By: DLV
Dilution Factor:	20	Analyzed:	04/13/12 By: DLV
QC Batch:	1204663	Analytical Batch:	2D16023

Volatile Organic Compounds by EPA Method 8260B (Continued)

CAS Number	Analyte	Analytical Result	RL
75-01-4	Vinyl Chloride	**170**	20
179601-23-1	Xylene, Meta + Para	<40	40
95-47-6	Xylene, Ortho	<20	20

Surrogates:	***% Recovery***	***Control Limits***
Dibromofluoromethane	*100*	*85-118*
1,2-Dichloroethane-d4	*102*	*87-122*
Toluene-d8	*97*	*85-113*
4-Bromofluorobenzene	*98*	*82-110*

This report shall not be reproduced, except in full, without written authorization of TriMatrix Laboratories, Inc.
Individual sample results relate only to the sample tested.

5560 Corporate Exchange Court SE ♦ Grand Rapids, MI 49512 ♦ 616.975.4500 ♦ Fax 616.942.7463 ♦ www.trimatrixlabs.com

US EPA ARCHIVE DOCUMENT

TRIMATRIX LABORATORIES

ANALYTICAL REPORT

Client:	**TRC Companies. - Ann Arbor Office**	Work Order:	**1204149**
Project:	Tecumseh Products	Description:	Laboratory Services
Client Sample ID:	**EB-01**	Sampled:	04/04/12 11:00
Lab Sample ID:	**1204149-06**	Sampled By:	J. Jasso
Matrix:	Water	Received:	04/06/12 15:00
Unit:	ug/L	Prepared:	04/13/12 By: DLV
Dilution Factor:	1	Analyzed:	04/13/12 By: DLV
QC Batch:	1204663	Analytical Batch:	2D16023

Volatile Organic Compounds by EPA Method 8260B

CAS Number	Analyte	Analytical Result	RL
67-64-1	Acetone	<20	20
107-13-1	Acrylonitrile	<2.0	2.0
71-43-2	Benzene	<1.0	1.0
108-86-1	Bromobenzene	<1.0	1.0
74-97-5	Bromochloromethane	<1.0	1.0
75-27-4	Bromodichloromethane	<1.0	1.0
75-25-2	Bromoform	<1.0	1.0
74-83-9	Bromomethane	<5.0	5.0
104-51-8	n-Butylbenzene	<1.0	1.0
135-98-8	sec-Butylbenzene	<1.0	1.0
98-06-6	tert-Butylbenzene	<1.0	1.0
75-15-0	Carbon Disulfide	<1.0	1.0
56-23-5	Carbon Tetrachloride	<1.0	1.0
108-90-7	Chlorobenzene	<1.0	1.0
75-00-3	Chloroethane	<5.0	5.0
67-66-3	Chloroform	<1.0	1.0
74-87-3	Chloromethane	<5.0	5.0
96-12-8	1,2-Dibromo-3-chloropropane	<5.0	5.0
124-48-1	Dibromochloromethane	<1.0	1.0
106-93-4	1,2-Dibromoethane	<1.0	1.0
74-95-3	Dibromomethane	<1.0	1.0
110-57-6	trans-1,4-Dichloro-2-butene	<1.0	1.0
95-50-1	1,2-Dichlorobenzene	<1.0	1.0
541-73-1	1,3-Dichlorobenzene	<1.0	1.0
106-46-7	1,4-Dichlorobenzene	<1.0	1.0
75-71-8	Dichlorodifluoromethane	<5.0	5.0
75-34-3	1,1-Dichloroethane	<1.0	1.0
107-06-2	1,2-Dichloroethane	<1.0	1.0
75-35-4	1,1-Dichloroethene	<1.0	1.0
156-59-2	cis-1,2-Dichloroethene	<1.0	1.0
156-60-5	trans-1,2-Dichloroethene	<1.0	1.0

Continued on next page

This report shall not be reproduced, except in full, without written authorization of TriMatrix Laboratories, Inc.
Individual sample results relate only to the sample tested.

5560 Corporate Exchange Court SE ♦ Grand Rapids, MI 49512 ♦ 616.975.4500 ♦ Fax 616.942.7463 ♦ www.trimatrixlabs.com

US EPA ARCHIVE DOCUMENT

TRIMATRIX LABORATORIES

ANALYTICAL REPORT

Client:	**TRC Companies. - Ann Arbor Office**	Work Order:	**1204149**
Project:	Tecumseh Products	Description:	Laboratory Services
Client Sample ID:	**EB-01**	Sampled:	04/04/12 11:00
Lab Sample ID:	**1204149-06**	Sampled By:	J. Jasso
Matrix:	Water	Received:	04/06/12 15:00
Unit:	ug/L	Prepared:	04/13/12 By: DLV
Dilution Factor:	1	Analyzed:	04/13/12 By: DLV
QC Batch:	1204663	Analytical Batch:	2D16023

Volatile Organic Compounds by EPA Method 8260B (Continued)

CAS Number	Analyte	Analytical Result	RL
78-87-5	1,2-Dichloropropane	<1.0	1.0
10061-01-5	cis-1,3-Dichloropropene	<1.0	1.0
10061-02-6	trans-1,3-Dichloropropene	<1.0	1.0
100-41-4	Ethylbenzene	<1.0	1.0
60-29-7	Ethyl Ether	<5.0	5.0
591-78-6	2-Hexanone	<5.0	5.0
74-88-4	Iodomethane	<1.0	1.0
98-82-8	Isopropylbenzene	<1.0	1.0
99-87-6	4-Isopropyltoluene	<5.0	5.0
1634-04-4	Methyl tert-Butyl Ether	<5.0	5.0
75-09-2	Methylene Chloride	<5.0	5.0
78-93-3	2-Butanone (MEK)	<5.0	5.0
91-57-6	2-Methylnaphthalene	<5.0	5.0
108-10-1	4-Methyl-2-pentanone (MIBK)	<5.0	5.0
91-20-3	Naphthalene	<5.0	5.0
103-65-1	n-Propylbenzene	<1.0	1.0
100-42-5	Styrene	<1.0	1.0
630-20-6	1,1,1,2-Tetrachloroethane	<1.0	1.0
79-34-5	1,1,2,2-Tetrachloroethane	<1.0	1.0
127-18-4	Tetrachloroethene	<1.0	1.0
109-99-9	Tetrahydrofuran	<5.0	5.0
108-88-3	Toluene	<1.0	1.0
87-61-6	1,2,3-Trichlorobenzene	<5.0	5.0
120-82-1	1,2,4-Trichlorobenzene	<5.0	5.0
71-55-6	1,1,1-Trichloroethane	<1.0	1.0
79-00-5	1,1,2-Trichloroethane	<1.0	1.0
79-01-6	Trichloroethene	<1.0	1.0
75-69-4	Trichlorofluoromethane	<1.0	1.0
96-18-4	1,2,3-Trichloropropane	<1.0	1.0
95-63-6	1,2,4-Trimethylbenzene	<1.0	1.0
108-67-8	1,3,5-Trimethylbenzene	<1.0	1.0

Continued on next page

This report shall not be reproduced, except in full, without written authorization of TriMatrix Laboratories, Inc.
Individual sample results relate only to the sample tested.

5560 Corporate Exchange Court SE ♦ Grand Rapids, MI 49512 ♦ 616.975.4500 ♦ Fax 616.942.7463 ♦ www.trimatrixlabs.com

US EPA ARCHIVE DOCUMENT

TRIMATRIX LABORATORIES

ANALYTICAL REPORT

Client:	**TRC Companies. - Ann Arbor Office**	Work Order:	**1204149**
Project:	Tecumseh Products	Description:	Laboratory Services
Client Sample ID:	**EB-01**	Sampled:	04/04/12 11:00
Lab Sample ID:	**1204149-06**	Sampled By:	J. Jasso
Matrix:	Water	Received:	04/06/12 15:00
Unit:	ug/L	Prepared:	04/13/12 By: DLV
Dilution Factor:	1	Analyzed:	04/13/12 By: DLV
QC Batch:	1204663	Analytical Batch:	2D16023

Volatile Organic Compounds by EPA Method 8260B (Continued)

CAS Number	Analyte	Analytical Result	RL
75-01-4	Vinyl Chloride	<1.0	1.0
179601-23-1	Xylene, Meta + Para	<2.0	2.0
95-47-6	Xylene, Ortho	<1.0	1.0

Surrogates:	***% Recovery***	***Control Limits***
Dibromofluoromethane	*101*	*85-118*
1,2-Dichloroethane-d4	*101*	*87-122*
Toluene-d8	*98*	*85-113*
4-Bromofluorobenzene	*97*	*82-110*

This report shall not be reproduced, except in full, without written authorization of TriMatrix Laboratories, Inc.
Individual sample results relate only to the sample tested.

5560 Corporate Exchange Court SE ♦ Grand Rapids, MI 49512 ♦ 616.975.4500 ♦ Fax 616.942.7463 ♦ www.trimatrixlabs.com

US EPA ARCHIVE DOCUMENT

TRIMATRIX LABORATORIES

ANALYTICAL REPORT

Client:	**TRC Companies. - Ann Arbor Office**	Work Order:	**1204149**
Project:	Tecumseh Products	Description:	Laboratory Services
Client Sample ID:	**MW-4s**	Sampled:	04/04/12 11:43
Lab Sample ID:	**1204149-07**	Sampled By:	J. Jasso
Matrix:	Water	Received:	04/06/12 15:00
Unit:	ug/L	Prepared:	04/13/12 By: DLV
Dilution Factor:	50	Analyzed:	04/13/12 By: DLV
QC Batch:	1204663	Analytical Batch:	2D16023

Volatile Organic Compounds by EPA Method 8260B

CAS Number	Analyte	Analytical Result	RL
67-64-1	Acetone	<1000	1000
107-13-1	Acrylonitrile	<100	100
71-43-2	Benzene	<50	50
108-86-1	Bromobenzene	<50	50
74-97-5	Bromochloromethane	<50	50
75-27-4	Bromodichloromethane	<50	50
75-25-2	Bromoform	<50	50
74-83-9	Bromomethane	<250	250
104-51-8	n-Butylbenzene	<50	50
135-98-8	sec-Butylbenzene	<50	50
98-06-6	tert-Butylbenzene	<50	50
75-15-0	Carbon Disulfide	<50	50
56-23-5	Carbon Tetrachloride	<50	50
108-90-7	Chlorobenzene	<50	50
75-00-3	Chloroethane	<250	250
67-66-3	Chloroform	<50	50
74-87-3	Chloromethane	<250	250
96-12-8	1,2-Dibromo-3-chloropropane	<250	250
124-48-1	Dibromochloromethane	<50	50
106-93-4	1,2-Dibromoethane	<50	50
74-95-3	Dibromomethane	<50	50
110-57-6	trans-1,4-Dichloro-2-butene	<50	50
95-50-1	1,2-Dichlorobenzene	<50	50
541-73-1	1,3-Dichlorobenzene	<50	50
106-46-7	1,4-Dichlorobenzene	<50	50
75-71-8	Dichlorodifluoromethane	<250	250
75-34-3	1,1-Dichloroethane	<50	50
107-06-2	1,2-Dichloroethane	<50	50
75-35-4	1,1-Dichloroethene	<50	50
156-59-2	cis-1,2-Dichloroethene	**1600**	50
156-60-5	trans-1,2-Dichloroethene	**54**	50

Continued on next page

This report shall not be reproduced, except in full, without written authorization of TriMatrix Laboratories, Inc.
Individual sample results relate only to the sample tested.

5560 Corporate Exchange Court SE ♦ Grand Rapids, MI 49512 ♦ 616.975.4500 ♦ Fax 616.942.7463 ♦ www.trimatrixlabs.com

US EPA ARCHIVE DOCUMENT

TRIMATRIX LABORATORIES

ANALYTICAL REPORT

Client:	**TRC Companies. - Ann Arbor Office**	Work Order:	**1204149**
Project:	Tecumseh Products	Description:	Laboratory Services
Client Sample ID:	**MW-4s**	Sampled:	04/04/12 11:43
Lab Sample ID:	**1204149-07**	Sampled By:	J. Jasso
Matrix:	Water	Received:	04/06/12 15:00
Unit:	ug/L	Prepared:	04/13/12 By: DLV
Dilution Factor:	50	Analyzed:	04/13/12 By: DLV
QC Batch:	1204663	Analytical Batch:	2D16023

Volatile Organic Compounds by EPA Method 8260B (Continued)

CAS Number	Analyte	Analytical Result	RL
78-87-5	1,2-Dichloropropane	<50	50
10061-01-5	cis-1,3-Dichloropropene	<50	50
10061-02-6	trans-1,3-Dichloropropene	<50	50
100-41-4	Ethylbenzene	<50	50
60-29-7	Ethyl Ether	<250	250
591-78-6	2-Hexanone	<250	250
74-88-4	Iodomethane	<50	50
98-82-8	Isopropylbenzene	<50	50
99-87-6	4-Isopropyltoluene	<250	250
1634-04-4	Methyl tert-Butyl Ether	<250	250
75-09-2	Methylene Chloride	<250	250
78-93-3	2-Butanone (MEK)	<250	250
91-57-6	2-Methylnaphthalene	<250	250
108-10-1	4-Methyl-2-pentanone (MIBK)	<250	250
91-20-3	Naphthalene	<250	250
103-65-1	n-Propylbenzene	<50	50
100-42-5	Styrene	<50	50
630-20-6	1,1,1,2-Tetrachloroethane	<50	50
79-34-5	1,1,2,2-Tetrachloroethane	<50	50
127-18-4	Tetrachloroethene	<50	50
109-99-9	Tetrahydrofuran	<250	250
108-88-3	Toluene	<50	50
87-61-6	1,2,3-Trichlorobenzene	<250	250
120-82-1	1,2,4-Trichlorobenzene	<250	250
71-55-6	1,1,1-Trichloroethane	<50	50
79-00-5	1,1,2-Trichloroethane	<50	50
79-01-6	Trichloroethene	**4300**	50
75-69-4	Trichlorofluoromethane	<50	50
96-18-4	1,2,3-Trichloropropane	<50	50
95-63-6	1,2,4-Trimethylbenzene	<50	50
108-67-8	1,3,5-Trimethylbenzene	<50	50

Continued on next page

This report shall not be reproduced, except in full, without written authorization of TriMatrix Laboratories, Inc.
Individual sample results relate only to the sample tested.

5560 Corporate Exchange Court SE ♦ Grand Rapids, MI 49512 ♦ 616.975.4500 ♦ Fax 616.942.7463 ♦ www.trimatrixlabs.com

US EPA ARCHIVE DOCUMENT

TRIMATRIX LABORATORIES

ANALYTICAL REPORT

Client:	**TRC Companies. - Ann Arbor Office**	Work Order:	**1204149**
Project:	Tecumseh Products	Description:	Laboratory Services
Client Sample ID:	**MW-4s**	Sampled:	04/04/12 11:43
Lab Sample ID:	**1204149-07**	Sampled By:	J. Jasso
Matrix:	Water	Received:	04/06/12 15:00
Unit:	ug/L	Prepared:	04/13/12 By: DLV
Dilution Factor:	50	Analyzed:	04/13/12 By: DLV
QC Batch:	1204663	Analytical Batch:	2D16023

Volatile Organic Compounds by EPA Method 8260B (Continued)

CAS Number	Analyte	Analytical Result	RL
75-01-4	Vinyl Chloride	**170**	50
179601-23-1	Xylene, Meta + Para	<100	100
95-47-6	Xylene, Ortho	<50	50

Surrogates:	***% Recovery***	***Control Limits***
Dibromofluoromethane	*100*	*85-118*
1,2-Dichloroethane-d4	*102*	*87-122*
Toluene-d8	*98*	*85-113*
4-Bromofluorobenzene	*99*	*82-110*

US EPA ARCHIVE DOCUMENT

This report shall not be reproduced, except in full, without written authorization of TriMatrix Laboratories, Inc.
Individual sample results relate only to the sample tested.
5560 Corporate Exchange Court SE ♦ Grand Rapids, MI 49512 ♦ 616.975.4500 ♦ Fax 616.942.7463 ♦ www.trimatrixlabs.com

TRIMATRIX LABORATORIES

ANALYTICAL REPORT

Client:	**TRC Companies. - Ann Arbor Office**	Work Order:	**1204149**
Project:	Tecumseh Products	Description:	Laboratory Services
Client Sample ID:	**MW-1s**	Sampled:	04/04/12 12:30
Lab Sample ID:	**1204149-08**	Sampled By:	J. Jasso
Matrix:	Water	Received:	04/06/12 15:00
Unit:	ug/L	Prepared:	04/13/12 By: DLV
Dilution Factor:	20	Analyzed:	04/13/12 By: DLV
QC Batch:	1204663	Analytical Batch:	2D16023

Volatile Organic Compounds by EPA Method 8260B

CAS Number	Analyte	Analytical Result	RL
67-64-1	Acetone	<400	400
107-13-1	Acrylonitrile	<40	40
71-43-2	Benzene	<20	20
108-86-1	Bromobenzene	<20	20
74-97-5	Bromochloromethane	<20	20
75-27-4	Bromodichloromethane	<20	20
75-25-2	Bromoform	<20	20
74-83-9	Bromomethane	<100	100
104-51-8	n-Butylbenzene	<20	20
135-98-8	sec-Butylbenzene	<20	20
98-06-6	tert-Butylbenzene	<20	20
75-15-0	Carbon Disulfide	<20	20
56-23-5	Carbon Tetrachloride	<20	20
108-90-7	Chlorobenzene	<20	20
75-00-3	Chloroethane	<100	100
67-66-3	Chloroform	<20	20
74-87-3	Chloromethane	<100	100
96-12-8	1,2-Dibromo-3-chloropropane	<100	100
124-48-1	Dibromochloromethane	<20	20
106-93-4	1,2-Dibromoethane	<20	20
74-95-3	Dibromomethane	<20	20
110-57-6	trans-1,4-Dichloro-2-butene	<20	20
95-50-1	1,2-Dichlorobenzene	<20	20
541-73-1	1,3-Dichlorobenzene	<20	20
106-46-7	1,4-Dichlorobenzene	<20	20
75-71-8	Dichlorodifluoromethane	<100	100
75-34-3	1,1-Dichloroethane	<20	20
107-06-2	1,2-Dichloroethane	<20	20
75-35-4	1,1-Dichloroethene	<20	20
156-59-2	cis-1,2-Dichloroethene	**38**	20
156-60-5	trans-1,2-Dichloroethene	<20	20

Continued on next page

This report shall not be reproduced, except in full, without written authorization of TriMatrix Laboratories, Inc.
Individual sample results relate only to the sample tested.

5560 Corporate Exchange Court SE ♦ Grand Rapids, MI 49512 ♦ 616.975.4500 ♦ Fax 616.942.7463 ♦ www.trimatrixlabs.com

US EPA ARCHIVE DOCUMENT

TRIMATRIX LABORATORIES

ANALYTICAL REPORT

Client:	**TRC Companies. - Ann Arbor Office**	Work Order:	**1204149**
Project:	Tecumseh Products	Description:	Laboratory Services
Client Sample ID:	**MW-1s**	Sampled:	04/04/12 12:30
Lab Sample ID:	**1204149-08**	Sampled By:	J. Jasso
Matrix:	Water	Received:	04/06/12 15:00
Unit:	ug/L	Prepared:	04/13/12 By: DLV
Dilution Factor:	20	Analyzed:	04/13/12 By: DLV
QC Batch:	1204663	Analytical Batch:	2D16023

Volatile Organic Compounds by EPA Method 8260B (Continued)

CAS Number	Analyte	Analytical Result	RL
78-87-5	1,2-Dichloropropane	<20	20
10061-01-5	cis-1,3-Dichloropropene	<20	20
10061-02-6	trans-1,3-Dichloropropene	<20	20
100-41-4	Ethylbenzene	<20	20
60-29-7	Ethyl Ether	<100	100
591-78-6	2-Hexanone	<100	100
74-88-4	Iodomethane	<20	20
98-82-8	Isopropylbenzene	<20	20
99-87-6	4-Isopropyltoluene	<100	100
1634-04-4	Methyl tert-Butyl Ether	<100	100
75-09-2	Methylene Chloride	<100	100
78-93-3	2-Butanone (MEK)	<100	100
91-57-6	2-Methylnaphthalene	<100	100
108-10-1	4-Methyl-2-pentanone (MIBK)	<100	100
91-20-3	Naphthalene	<100	100
103-65-1	n-Propylbenzene	<20	20
100-42-5	Styrene	<20	20
630-20-6	1,1,1,2-Tetrachloroethane	<20	20
79-34-5	1,1,2,2-Tetrachloroethane	<20	20
127-18-4	Tetrachloroethene	<20	20
109-99-9	Tetrahydrofuran	<100	100
108-88-3	Toluene	<20	20
87-61-6	1,2,3-Trichlorobenzene	<100	100
120-82-1	1,2,4-Trichlorobenzene	<100	100
71-55-6	1,1,1-Trichloroethane	**480**	20
79-00-5	1,1,2-Trichloroethane	<20	20
79-01-6	Trichloroethene	**1900**	20
75-69-4	Trichlorofluoromethane	<20	20
96-18-4	1,2,3-Trichloropropane	<20	20
95-63-6	1,2,4-Trimethylbenzene	<20	20
108-67-8	1,3,5-Trimethylbenzene	<20	20

Continued on next page

This report shall not be reproduced, except in full, without written authorization of TriMatrix Laboratories, Inc.
Individual sample results relate only to the sample tested.

5560 Corporate Exchange Court SE ♦ Grand Rapids, MI 49512 ♦ 616.975.4500 ♦ Fax 616.942.7463 ♦ www.trimatrixlabs.com

US EPA ARCHIVE DOCUMENT

TRIMATRIX LABORATORIES

ANALYTICAL REPORT

Client:	**TRC Companies. - Ann Arbor Office**	Work Order:	**1204149**
Project:	Tecumseh Products	Description:	Laboratory Services
Client Sample ID:	**MW-1s**	Sampled:	04/04/12 12:30
Lab Sample ID:	**1204149-08**	Sampled By:	J. Jasso
Matrix:	Water	Received:	04/06/12 15:00
Unit:	ug/L	Prepared:	04/13/12 By: DLV
Dilution Factor:	20	Analyzed:	04/13/12 By: DLV
QC Batch:	1204663	Analytical Batch:	2D16023

Volatile Organic Compounds by EPA Method 8260B (Continued)

CAS Number	Analyte	Analytical Result	RL
75-01-4	Vinyl Chloride	<20	20
179601-23-1	Xylene, Meta + Para	<40	40
95-47-6	Xylene, Ortho	<20	20

Surrogates:	***% Recovery***	***Control Limits***
Dibromofluoromethane	*102*	*85-118*
1,2-Dichloroethane-d4	*102*	*87-122*
Toluene-d8	*98*	*85-113*
4-Bromofluorobenzene	*97*	*82-110*

This report shall not be reproduced, except in full, without written authorization of TriMatrix Laboratories, Inc.
Individual sample results relate only to the sample tested.

5560 Corporate Exchange Court SE ♦ Grand Rapids, MI 49512 ♦ 616.975.4500 ♦ Fax 616.942.7463 ♦ www.trimatrixlabs.com

US EPA ARCHIVE DOCUMENT

TRIMATRIX LABORATORIES

ANALYTICAL REPORT

Client:	**TRC Companies. - Ann Arbor Office**	Work Order:	**1204149**
Project:	Tecumseh Products	Description:	Laboratory Services
Client Sample ID:	**MW-21**	Sampled:	04/04/12 13:43
Lab Sample ID:	**1204149-09**	Sampled By:	J. Jasso
Matrix:	Water	Received:	04/06/12 15:00
Unit:	ug/L	Prepared:	04/13/12 By: DLV
Dilution Factor:	10	Analyzed:	04/13/12 By: DLV
QC Batch:	1204677	Analytical Batch:	2D16028

Volatile Organic Compounds by EPA Method 8260B

CAS Number	Analyte	Analytical Result	RL
67-64-1	Acetone	<200	200
107-13-1	Acrylonitrile	<20	20
71-43-2	Benzene	<10	10
108-86-1	Bromobenzene	<10	10
74-97-5	Bromochloromethane	<10	10
75-27-4	Bromodichloromethane	<10	10
75-25-2	Bromoform	<10	10
74-83-9	Bromomethane	<50	50
104-51-8	n-Butylbenzene	<10	10
135-98-8	sec-Butylbenzene	<10	10
98-06-6	tert-Butylbenzene	<10	10
75-15-0	Carbon Disulfide	<10	10
56-23-5	Carbon Tetrachloride	<10	10
108-90-7	Chlorobenzene	<10	10
75-00-3	Chloroethane	<50	50
67-66-3	Chloroform	<10	10
74-87-3	Chloromethane	<50	50
96-12-8	1,2-Dibromo-3-chloropropane	<50	50
124-48-1	Dibromochloromethane	<10	10
106-93-4	1,2-Dibromoethane	<10	10
74-95-3	Dibromomethane	<10	10
110-57-6	trans-1,4-Dichloro-2-butene	<10	10
95-50-1	1,2-Dichlorobenzene	<10	10
541-73-1	1,3-Dichlorobenzene	<10	10
106-46-7	1,4-Dichlorobenzene	<10	10
75-71-8	Dichlorodifluoromethane	<50	50
75-34-3	1,1-Dichloroethane	**25**	10
107-06-2	1,2-Dichloroethane	<10	10
75-35-4	1,1-Dichloroethene	<10	10
156-59-2	cis-1,2-Dichloroethene	**81**	10
156-60-5	trans-1,2-Dichloroethene	<10	10

Continued on next page

This report shall not be reproduced, except in full, without written authorization of TriMatrix Laboratories, Inc.
Individual sample results relate only to the sample tested.

5560 Corporate Exchange Court SE ♦ Grand Rapids, MI 49512 ♦ 616.975.4500 ♦ Fax 616.942.7463 ♦ www.trimatrixlabs.com

US EPA ARCHIVE DOCUMENT

TRIMATRIX LABORATORIES

ANALYTICAL REPORT

Client:	**TRC Companies. - Ann Arbor Office**	Work Order:	**1204149**
Project:	Tecumseh Products	Description:	Laboratory Services
Client Sample ID:	**MW-21**	Sampled:	04/04/12 13:43
Lab Sample ID:	**1204149-09**	Sampled By:	J. Jasso
Matrix:	Water	Received:	04/06/12 15:00
Unit:	ug/L	Prepared:	04/13/12 By: DLV
Dilution Factor:	10	Analyzed:	04/13/12 By: DLV
QC Batch:	1204677	Analytical Batch:	2D16028

Volatile Organic Compounds by EPA Method 8260B (Continued)

CAS Number	Analyte	Analytical Result	RL
78-87-5	1,2-Dichloropropane	<10	10
10061-01-5	cis-1,3-Dichloropropene	<10	10
10061-02-6	trans-1,3-Dichloropropene	<10	10
100-41-4	Ethylbenzene	<10	10
60-29-7	Ethyl Ether	<50	50
591-78-6	2-Hexanone	<50	50
74-88-4	Iodomethane	<10	10
98-82-8	Isopropylbenzene	<10	10
99-87-6	4-Isopropyltoluene	<50	50
1634-04-4	Methyl tert-Butyl Ether	<50	50
75-09-2	Methylene Chloride	<50	50
78-93-3	2-Butanone (MEK)	<50	50
91-57-6	2-Methylnaphthalene	<50	50
108-10-1	4-Methyl-2-pentanone (MIBK)	<50	50
91-20-3	Naphthalene	<50	50
103-65-1	n-Propylbenzene	<10	10
100-42-5	Styrene	<10	10
630-20-6	1,1,1,2-Tetrachloroethane	<10	10
79-34-5	1,1,2,2-Tetrachloroethane	<10	10
127-18-4	Tetrachloroethene	<10	10
109-99-9	Tetrahydrofuran	<50	50
108-88-3	Toluene	<10	10
87-61-6	1,2,3-Trichlorobenzene	<50	50
120-82-1	1,2,4-Trichlorobenzene	<50	50
71-55-6	1,1,1-Trichloroethane	**55**	10
79-00-5	1,1,2-Trichloroethane	<10	10
79-01-6	Trichloroethene	**980**	10
75-69-4	Trichlorofluoromethane	<10	10
96-18-4	1,2,3-Trichloropropane	<10	10
95-63-6	1,2,4-Trimethylbenzene	<10	10
108-67-8	1,3,5-Trimethylbenzene	<10	10

Continued on next page

This report shall not be reproduced, except in full, without written authorization of TriMatrix Laboratories, Inc.
Individual sample results relate only to the sample tested.

5560 Corporate Exchange Court SE ♦ Grand Rapids, MI 49512 ♦ 616.975.4500 ♦ Fax 616.942.7463 ♦ www.trimatrixlabs.com

US EPA ARCHIVE DOCUMENT

TRIMATRIX LABORATORIES

ANALYTICAL REPORT

Client:	**TRC Companies. - Ann Arbor Office**	Work Order:	**1204149**
Project:	Tecumseh Products	Description:	Laboratory Services
Client Sample ID:	**MW-21**	Sampled:	04/04/12 13:43
Lab Sample ID:	**1204149-09**	Sampled By:	J. Jasso
Matrix:	Water	Received:	04/06/12 15:00
Unit:	ug/L	Prepared:	04/13/12 By: DLV
Dilution Factor:	10	Analyzed:	04/13/12 By: DLV
QC Batch:	1204677	Analytical Batch:	2D16028

Volatile Organic Compounds by EPA Method 8260B (Continued)

CAS Number	Analyte	Analytical Result	RL
75-01-4	Vinyl Chloride	<10	10
179601-23-1	Xylene, Meta + Para	<20	20
95-47-6	Xylene, Ortho	<10	10

Surrogates:	***% Recovery***	***Control Limits***
Dibromofluoromethane	*100*	*85-118*
1,2-Dichloroethane-d4	*99*	*87-122*
Toluene-d8	*97*	*85-113*
4-Bromofluorobenzene	*99*	*82-110*

This report shall not be reproduced, except in full, without written authorization of TriMatrix Laboratories, Inc.
Individual sample results relate only to the sample tested.

5560 Corporate Exchange Court SE ♦ Grand Rapids, MI 49512 ♦ 616.975.4500 ♦ Fax 616.942.7463 ♦ www.trimatrixlabs.com

US EPA ARCHIVE DOCUMENT

TRIMATRIX LABORATORIES

ANALYTICAL REPORT

Client:	**TRC Companies. - Ann Arbor Office**	Work Order:	**1204149**
Project:	Tecumseh Products	Description:	Laboratory Services
Client Sample ID:	**Dup-03**	Sampled:	04/04/12 00:00
Lab Sample ID:	**1204149-10**	Sampled By:	J. Jasso
Matrix:	Water	Received:	04/06/12 15:00
Unit:	ug/L	Prepared:	04/13/12 By: DLV
Dilution Factor:	10	Analyzed:	04/13/12 By: DLV
QC Batch:	1204677	Analytical Batch:	2D16028

Volatile Organic Compounds by EPA Method 8260B

CAS Number	Analyte	Analytical Result	RL
67-64-1	Acetone	<200	200
107-13-1	Acrylonitrile	<20	20
71-43-2	Benzene	<10	10
108-86-1	Bromobenzene	<10	10
74-97-5	Bromochloromethane	<10	10
75-27-4	Bromodichloromethane	<10	10
75-25-2	Bromoform	<10	10
74-83-9	Bromomethane	<50	50
104-51-8	n-Butylbenzene	<10	10
135-98-8	sec-Butylbenzene	<10	10
98-06-6	tert-Butylbenzene	<10	10
75-15-0	Carbon Disulfide	<10	10
56-23-5	Carbon Tetrachloride	<10	10
108-90-7	Chlorobenzene	<10	10
75-00-3	Chloroethane	<50	50
67-66-3	Chloroform	<10	10
74-87-3	Chloromethane	<50	50
96-12-8	1,2-Dibromo-3-chloropropane	<50	50
124-48-1	Dibromochloromethane	<10	10
106-93-4	1,2-Dibromoethane	<10	10
74-95-3	Dibromomethane	<10	10
110-57-6	trans-1,4-Dichloro-2-butene	<10	10
95-50-1	1,2-Dichlorobenzene	<10	10
541-73-1	1,3-Dichlorobenzene	<10	10
106-46-7	1,4-Dichlorobenzene	<10	10
75-71-8	Dichlorodifluoromethane	<50	50
75-34-3	1,1-Dichloroethane	**24**	10
107-06-2	1,2-Dichloroethane	<10	10
75-35-4	1,1-Dichloroethene	<10	10
156-59-2	cis-1,2-Dichloroethene	**81**	10
156-60-5	trans-1,2-Dichloroethene	<10	10

Continued on next page

This report shall not be reproduced, except in full, without written authorization of TriMatrix Laboratories, Inc.
Individual sample results relate only to the sample tested.

5560 Corporate Exchange Court SE ♦ Grand Rapids, MI 49512 ♦ 616.975.4500 ♦ Fax 616.942.7463 ♦ www.trimatrixlabs.com

US EPA ARCHIVE DOCUMENT

TRIMATRIX LABORATORIES

ANALYTICAL REPORT

Client:	**TRC Companies. - Ann Arbor Office**	Work Order:	**1204149**
Project:	Tecumseh Products	Description:	Laboratory Services
Client Sample ID:	**Dup-03**	Sampled:	04/04/12 00:00
Lab Sample ID:	**1204149-10**	Sampled By:	J. Jasso
Matrix:	Water	Received:	04/06/12 15:00
Unit:	ug/L	Prepared:	04/13/12 By: DLV
Dilution Factor:	10	Analyzed:	04/13/12 By: DLV
QC Batch:	1204677	Analytical Batch:	2D16028

Volatile Organic Compounds by EPA Method 8260B (Continued)

CAS Number	Analyte	Analytical Result	RL
78-87-5	1,2-Dichloropropane	<10	10
10061-01-5	cis-1,3-Dichloropropene	<10	10
10061-02-6	trans-1,3-Dichloropropene	<10	10
100-41-4	Ethylbenzene	<10	10
60-29-7	Ethyl Ether	<50	50
591-78-6	2-Hexanone	<50	50
74-88-4	Iodomethane	<10	10
98-82-8	Isopropylbenzene	<10	10
99-87-6	4-Isopropyltoluene	<50	50
1634-04-4	Methyl tert-Butyl Ether	<50	50
75-09-2	Methylene Chloride	<50	50
78-93-3	2-Butanone (MEK)	<50	50
91-57-6	2-Methylnaphthalene	<50	50
108-10-1	4-Methyl-2-pentanone (MIBK)	<50	50
91-20-3	Naphthalene	<50	50
103-65-1	n-Propylbenzene	<10	10
100-42-5	Styrene	<10	10
630-20-6	1,1,1,2-Tetrachloroethane	<10	10
79-34-5	1,1,2,2-Tetrachloroethane	<10	10
127-18-4	Tetrachloroethene	<10	10
109-99-9	Tetrahydrofuran	<50	50
108-88-3	Toluene	<10	10
87-61-6	1,2,3-Trichlorobenzene	<50	50
120-82-1	1,2,4-Trichlorobenzene	<50	50
71-55-6	1,1,1-Trichloroethane	**61**	10
79-00-5	1,1,2-Trichloroethane	<10	10
79-01-6	Trichloroethene	**970**	10
75-69-4	Trichlorofluoromethane	<10	10
96-18-4	1,2,3-Trichloropropane	<10	10
95-63-6	1,2,4-Trimethylbenzene	<10	10
108-67-8	1,3,5-Trimethylbenzene	<10	10

Continued on next page

This report shall not be reproduced, except in full, without written authorization of TriMatrix Laboratories, Inc.
Individual sample results relate only to the sample tested.

5560 Corporate Exchange Court SE ♦ Grand Rapids, MI 49512 ♦ 616.975.4500 ♦ Fax 616.942.7463 ♦ www.trimatrixlabs.com

US EPA ARCHIVE DOCUMENT

TRIMATRIX LABORATORIES

ANALYTICAL REPORT

Client:	**TRC Companies. - Ann Arbor Office**	Work Order:	**1204149**
Project:	Tecumseh Products	Description:	Laboratory Services
Client Sample ID:	**Dup-03**	Sampled:	04/04/12 00:00
Lab Sample ID:	**1204149-10**	Sampled By:	J. Jasso
Matrix:	Water	Received:	04/06/12 15:00
Unit:	ug/L	Prepared:	04/13/12 By: DLV
Dilution Factor:	10	Analyzed:	04/13/12 By: DLV
QC Batch:	1204677	Analytical Batch:	2D16028

Volatile Organic Compounds by EPA Method 8260B (Continued)

CAS Number	Analyte	Analytical Result	RL
75-01-4	Vinyl Chloride	<10	10
179601-23-1	Xylene, Meta + Para	<20	20
95-47-6	Xylene, Ortho	<10	10

Surrogates:	***% Recovery***	***Control Limits***
Dibromofluoromethane	*100*	*85-118*
1,2-Dichloroethane-d4	*99*	*87-122*
Toluene-d8	*98*	*85-113*
4-Bromofluorobenzene	*99*	*82-110*

This report shall not be reproduced, except in full, without written authorization of TriMatrix Laboratories, Inc.
Individual sample results relate only to the sample tested.

5560 Corporate Exchange Court SE ♦ Grand Rapids, MI 49512 ♦ 616.975.4500 ♦ Fax 616.942.7463 ♦ www.trimatrixlabs.com

US EPA ARCHIVE DOCUMENT

TRIMATRIX LABORATORIES

ANALYTICAL REPORT

Client:	**TRC Companies. - Ann Arbor Office**	Work Order:	**1204149**
Project:	Tecumseh Products	Description:	Laboratory Services
Client Sample ID:	**MW-2s**	Sampled:	04/05/12 07:15
Lab Sample ID:	**1204149-11**	Sampled By:	J. Jasso
Matrix:	Water	Received:	04/06/12 15:00
Unit:	ug/L	Prepared:	04/13/12 By: DLV
Dilution Factor:	2	Analyzed:	04/14/12 By: DLV
QC Batch:	1204677	Analytical Batch:	2D16028

Volatile Organic Compounds by EPA Method 8260B

CAS Number	Analyte	Analytical Result	RL
67-64-1	Acetone	<40	40
107-13-1	Acrylonitrile	<4.0	4.0
71-43-2	Benzene	<2.0	2.0
108-86-1	Bromobenzene	<2.0	2.0
74-97-5	Bromochloromethane	<2.0	2.0
75-27-4	Bromodichloromethane	<2.0	2.0
75-25-2	Bromoform	<2.0	2.0
74-83-9	Bromomethane	<10	10
104-51-8	n-Butylbenzene	<2.0	2.0
135-98-8	sec-Butylbenzene	<2.0	2.0
98-06-6	tert-Butylbenzene	<2.0	2.0
75-15-0	Carbon Disulfide	<2.0	2.0
56-23-5	Carbon Tetrachloride	<2.0	2.0
108-90-7	Chlorobenzene	<2.0	2.0
75-00-3	Chloroethane	<10	10
67-66-3	Chloroform	<2.0	2.0
74-87-3	Chloromethane	<10	10
96-12-8	1,2-Dibromo-3-chloropropane	<10	10
124-48-1	Dibromochloromethane	<2.0	2.0
106-93-4	1,2-Dibromoethane	<2.0	2.0
74-95-3	Dibromomethane	<2.0	2.0
110-57-6	trans-1,4-Dichloro-2-butene	<2.0	2.0
95-50-1	1,2-Dichlorobenzene	<2.0	2.0
541-73-1	1,3-Dichlorobenzene	<2.0	2.0
106-46-7	1,4-Dichlorobenzene	<2.0	2.0
75-71-8	Dichlorodifluoromethane	<10	10
75-34-3	1,1-Dichloroethane	<2.0	2.0
107-06-2	1,2-Dichloroethane	<2.0	2.0
75-35-4	1,1-Dichloroethene	<2.0	2.0
156-59-2	cis-1,2-Dichloroethene	**2.7**	2.0
156-60-5	trans-1,2-Dichloroethene	<2.0	2.0

Continued on next page

This report shall not be reproduced, except in full, without written authorization of TriMatrix Laboratories, Inc.
Individual sample results relate only to the sample tested.

5560 Corporate Exchange Court SE ♦ Grand Rapids, MI 49512 ♦ 616.975.4500 ♦ Fax 616.942.7463 ♦ www.trimatrixlabs.com

US EPA ARCHIVE DOCUMENT

TRIMATRIX LABORATORIES

ANALYTICAL REPORT

Client:	**TRC Companies. - Ann Arbor Office**	Work Order:	**1204149**
Project:	Tecumseh Products	Description:	Laboratory Services
Client Sample ID:	**MW-2s**	Sampled:	04/05/12 07:15
Lab Sample ID:	**1204149-11**	Sampled By:	J. Jasso
Matrix:	Water	Received:	04/06/12 15:00
Unit:	ug/L	Prepared:	04/13/12 By: DLV
Dilution Factor:	2	Analyzed:	04/14/12 By: DLV
QC Batch:	1204677	Analytical Batch:	2D16028

Volatile Organic Compounds by EPA Method 8260B (Continued)

CAS Number	Analyte	Analytical Result	RL
78-87-5	1,2-Dichloropropane	<2.0	2.0
10061-01-5	cis-1,3-Dichloropropene	<2.0	2.0
10061-02-6	trans-1,3-Dichloropropene	<2.0	2.0
100-41-4	Ethylbenzene	<2.0	2.0
60-29-7	Ethyl Ether	<10	10
591-78-6	2-Hexanone	<10	10
74-88-4	Iodomethane	<2.0	2.0
98-82-8	Isopropylbenzene	<2.0	2.0
99-87-6	4-Isopropyltoluene	<10	10
1634-04-4	Methyl tert-Butyl Ether	<10	10
75-09-2	Methylene Chloride	<10	10
78-93-3	2-Butanone (MEK)	<10	10
91-57-6	2-Methylnaphthalene	<10	10
108-10-1	4-Methyl-2-pentanone (MIBK)	<10	10
91-20-3	Naphthalene	<10	10
103-65-1	n-Propylbenzene	<2.0	2.0
100-42-5	Styrene	<2.0	2.0
630-20-6	1,1,1,2-Tetrachloroethane	<2.0	2.0
79-34-5	1,1,2,2-Tetrachloroethane	<2.0	2.0
127-18-4	Tetrachloroethene	**3.5**	2.0
109-99-9	Tetrahydrofuran	<10	10
108-88-3	Toluene	<2.0	2.0
87-61-6	1,2,3-Trichlorobenzene	<10	10
120-82-1	1,2,4-Trichlorobenzene	<10	10
71-55-6	1,1,1-Trichloroethane	**3.4**	2.0
79-00-5	1,1,2-Trichloroethane	<2.0	2.0
79-01-6	Trichloroethene	**210**	2.0
75-69-4	Trichlorofluoromethane	<2.0	2.0
96-18-4	1,2,3-Trichloropropane	<2.0	2.0
95-63-6	1,2,4-Trimethylbenzene	<2.0	2.0
108-67-8	1,3,5-Trimethylbenzene	<2.0	2.0

Continued on next page

This report shall not be reproduced, except in full, without written authorization of TriMatrix Laboratories, Inc.
Individual sample results relate only to the sample tested.

5560 Corporate Exchange Court SE ♦ Grand Rapids, MI 49512 ♦ 616.975.4500 ♦ Fax 616.942.7463 ♦ www.trimatrixlabs.com

US EPA ARCHIVE DOCUMENT

TRIMATRIX LABORATORIES

ANALYTICAL REPORT

Client:	**TRC Companies. - Ann Arbor Office**	Work Order:	**1204149**
Project:	Tecumseh Products	Description:	Laboratory Services
Client Sample ID:	**MW-2s**	Sampled:	04/05/12 07:15
Lab Sample ID:	**1204149-11**	Sampled By:	J. Jasso
Matrix:	Water	Received:	04/06/12 15:00
Unit:	ug/L	Prepared:	04/13/12 By: DLV
Dilution Factor:	2	Analyzed:	04/14/12 By: DLV
QC Batch:	1204677	Analytical Batch:	2D16028

Volatile Organic Compounds by EPA Method 8260B (Continued)

CAS Number	Analyte	Analytical Result	RL
75-01-4	Vinyl Chloride	<2.0	2.0
179601-23-1	Xylene, Meta + Para	<4.0	4.0
95-47-6	Xylene, Ortho	<2.0	2.0

Surrogates:	***% Recovery***	***Control Limits***
Dibromofluoromethane	*99*	*85-118*
1,2-Dichloroethane-d4	*99*	*87-122*
Toluene-d8	*97*	*85-113*
4-Bromofluorobenzene	*99*	*82-110*

US EPA ARCHIVE DOCUMENT

This report shall not be reproduced, except in full, without written authorization of TriMatrix Laboratories, Inc.
Individual sample results relate only to the sample tested.
5560 Corporate Exchange Court SE ♦ Grand Rapids, MI 49512 ♦ 616.975.4500 ♦ Fax 616.942.7463 ♦ www.trimatrixlabs.com

TRIMATRIX LABORATORIES

ANALYTICAL REPORT

Client:	**TRC Companies. - Ann Arbor Office**	Work Order:	**1204149**
Project:	Tecumseh Products	Description:	Laboratory Services
Client Sample ID:	**MW-31**	Sampled:	04/05/12 09:17
Lab Sample ID:	**1204149-12**	Sampled By:	J. Jasso
Matrix:	Water	Received:	04/06/12 15:00
Unit:	ug/L	Prepared:	04/13/12 By: DLV
Dilution Factor:	2	Analyzed:	04/14/12 By: DLV
QC Batch:	1204677	Analytical Batch:	2D16028

Volatile Organic Compounds by EPA Method 8260B

CAS Number	Analyte	Analytical Result	RL
67-64-1	Acetone	<40	40
107-13-1	Acrylonitrile	<4.0	4.0
71-43-2	Benzene	<2.0	2.0
108-86-1	Bromobenzene	<2.0	2.0
74-97-5	Bromochloromethane	<2.0	2.0
75-27-4	Bromodichloromethane	<2.0	2.0
75-25-2	Bromoform	<2.0	2.0
74-83-9	Bromomethane	<10	10
104-51-8	n-Butylbenzene	<2.0	2.0
135-98-8	sec-Butylbenzene	<2.0	2.0
98-06-6	tert-Butylbenzene	<2.0	2.0
75-15-0	Carbon Disulfide	<2.0	2.0
56-23-5	Carbon Tetrachloride	<2.0	2.0
108-90-7	Chlorobenzene	<2.0	2.0
75-00-3	Chloroethane	<10	10
67-66-3	Chloroform	<2.0	2.0
74-87-3	Chloromethane	<10	10
96-12-8	1,2-Dibromo-3-chloropropane	<10	10
124-48-1	Dibromochloromethane	<2.0	2.0
106-93-4	1,2-Dibromoethane	<2.0	2.0
74-95-3	Dibromomethane	<2.0	2.0
110-57-6	trans-1,4-Dichloro-2-butene	<2.0	2.0
95-50-1	1,2-Dichlorobenzene	<2.0	2.0
541-73-1	1,3-Dichlorobenzene	<2.0	2.0
106-46-7	1,4-Dichlorobenzene	<2.0	2.0
75-71-8	Dichlorodifluoromethane	<10	10
75-34-3	1,1-Dichloroethane	**16**	2.0
107-06-2	1,2-Dichloroethane	<2.0	2.0
75-35-4	1,1-Dichloroethene	<2.0	2.0
156-59-2	cis-1,2-Dichloroethene	**36**	2.0
156-60-5	trans-1,2-Dichloroethene	**3.1**	2.0

Continued on next page

This report shall not be reproduced, except in full, without written authorization of TriMatrix Laboratories, Inc.
Individual sample results relate only to the sample tested.

5560 Corporate Exchange Court SE ♦ Grand Rapids, MI 49512 ♦ 616.975.4500 ♦ Fax 616.942.7463 ♦ www.trimatrixlabs.com

US EPA ARCHIVE DOCUMENT

TRIMATRIX LABORATORIES

ANALYTICAL REPORT

Client:	**TRC Companies. - Ann Arbor Office**	Work Order:	**1204149**
Project:	Tecumseh Products	Description:	Laboratory Services
Client Sample ID:	**MW-31**	Sampled:	04/05/12 09:17
Lab Sample ID:	**1204149-12**	Sampled By:	J. Jasso
Matrix:	Water	Received:	04/06/12 15:00
Unit:	ug/L	Prepared:	04/13/12 By: DLV
Dilution Factor:	2	Analyzed:	04/14/12 By: DLV
QC Batch:	1204677	Analytical Batch:	2D16028

Volatile Organic Compounds by EPA Method 8260B (Continued)

CAS Number	Analyte	Analytical Result	RL
78-87-5	1,2-Dichloropropane	<2.0	2.0
10061-01-5	cis-1,3-Dichloropropene	<2.0	2.0
10061-02-6	trans-1,3-Dichloropropene	<2.0	2.0
100-41-4	Ethylbenzene	<2.0	2.0
60-29-7	Ethyl Ether	<10	10
591-78-6	2-Hexanone	<10	10
74-88-4	Iodomethane	<2.0	2.0
98-82-8	Isopropylbenzene	<2.0	2.0
99-87-6	4-Isopropyltoluene	<10	10
1634-04-4	Methyl tert-Butyl Ether	<10	10
75-09-2	Methylene Chloride	<10	10
78-93-3	2-Butanone (MEK)	<10	10
91-57-6	2-Methylnaphthalene	<10	10
108-10-1	4-Methyl-2-pentanone (MIBK)	<10	10
91-20-3	Naphthalene	<10	10
103-65-1	n-Propylbenzene	<2.0	2.0
100-42-5	Styrene	<2.0	2.0
630-20-6	1,1,1,2-Tetrachloroethane	<2.0	2.0
79-34-5	1,1,2,2-Tetrachloroethane	<2.0	2.0
127-18-4	Tetrachloroethene	<2.0	2.0
109-99-9	Tetrahydrofuran	<10	10
108-88-3	Toluene	<2.0	2.0
87-61-6	1,2,3-Trichlorobenzene	<10	10
120-82-1	1,2,4-Trichlorobenzene	<10	10
71-55-6	1,1,1-Trichloroethane	**24**	2.0
79-00-5	1,1,2-Trichloroethane	<2.0	2.0
79-01-6	Trichloroethene	**290**	2.0
75-69-4	Trichlorofluoromethane	<2.0	2.0
96-18-4	1,2,3-Trichloropropane	<2.0	2.0
95-63-6	1,2,4-Trimethylbenzene	<2.0	2.0
108-67-8	1,3,5-Trimethylbenzene	<2.0	2.0

Continued on next page

This report shall not be reproduced, except in full, without written authorization of TriMatrix Laboratories, Inc.
Individual sample results relate only to the sample tested.

5560 Corporate Exchange Court SE ♦ Grand Rapids, MI 49512 ♦ 616.975.4500 ♦ Fax 616.942.7463 ♦ www.trimatrixlabs.com

US EPA ARCHIVE DOCUMENT

TRIMATRIX LABORATORIES

ANALYTICAL REPORT

Client:	**TRC Companies. - Ann Arbor Office**	Work Order:	**1204149**
Project:	Tecumseh Products	Description:	Laboratory Services
Client Sample ID:	**MW-31**	Sampled:	04/05/12 09:17
Lab Sample ID:	**1204149-12**	Sampled By:	J. Jasso
Matrix:	Water	Received:	04/06/12 15:00
Unit:	ug/L	Prepared:	04/13/12 By: DLV
Dilution Factor:	2	Analyzed:	04/14/12 By: DLV
QC Batch:	1204677	Analytical Batch:	2D16028

Volatile Organic Compounds by EPA Method 8260B (Continued)

CAS Number	Analyte	Analytical Result	RL
75-01-4	Vinyl Chloride	<2.0	2.0
179601-23-1	Xylene, Meta + Para	<4.0	4.0
95-47-6	Xylene, Ortho	<2.0	2.0

Surrogates:	***% Recovery***	***Control Limits***
Dibromofluoromethane	*101*	*85-118*
1,2-Dichloroethane-d4	*99*	*87-122*
Toluene-d8	*98*	*85-113*
4-Bromofluorobenzene	*98*	*82-110*

US EPA ARCHIVE DOCUMENT

This report shall not be reproduced, except in full, without written authorization of TriMatrix Laboratories, Inc.
Individual sample results relate only to the sample tested.
5560 Corporate Exchange Court SE ♦ Grand Rapids, MI 49512 ♦ 616.975.4500 ♦ Fax 616.942.7463 ♦ www.trimatrixlabs.com

TRIMATRIX LABORATORIES

ANALYTICAL REPORT

Client:	**TRC Companies. - Ann Arbor Office**	Work Order:	**1204149**
Project:	Tecumseh Products	Description:	Laboratory Services
Client Sample ID:	**MW-22**	Sampled:	04/05/12 10:31
Lab Sample ID:	**1204149-13**	Sampled By:	J. Jasso
Matrix:	Water	Received:	04/06/12 15:00
Unit:	ug/L	Prepared:	04/13/12 By: DLV
Dilution Factor:	1	Analyzed:	04/14/12 By: DLV
QC Batch:	1204677	Analytical Batch:	2D16028

Volatile Organic Compounds by EPA Method 8260B

CAS Number	Analyte	Analytical Result	RL
67-64-1	Acetone	<20	20
107-13-1	Acrylonitrile	<2.0	2.0
71-43-2	Benzene	<1.0	1.0
108-86-1	Bromobenzene	<1.0	1.0
74-97-5	Bromochloromethane	<1.0	1.0
75-27-4	Bromodichloromethane	<1.0	1.0
75-25-2	Bromoform	<1.0	1.0
74-83-9	Bromomethane	<5.0	5.0
104-51-8	n-Butylbenzene	<1.0	1.0
135-98-8	sec-Butylbenzene	<1.0	1.0
98-06-6	tert-Butylbenzene	<1.0	1.0
75-15-0	Carbon Disulfide	<1.0	1.0
56-23-5	Carbon Tetrachloride	<1.0	1.0
108-90-7	Chlorobenzene	<1.0	1.0
75-00-3	Chloroethane	<5.0	5.0
67-66-3	Chloroform	<1.0	1.0
74-87-3	Chloromethane	<5.0	5.0
96-12-8	1,2-Dibromo-3-chloropropane	<5.0	5.0
124-48-1	Dibromochloromethane	<1.0	1.0
106-93-4	1,2-Dibromoethane	<1.0	1.0
74-95-3	Dibromomethane	<1.0	1.0
110-57-6	trans-1,4-Dichloro-2-butene	<1.0	1.0
95-50-1	1,2-Dichlorobenzene	<1.0	1.0
541-73-1	1,3-Dichlorobenzene	<1.0	1.0
106-46-7	1,4-Dichlorobenzene	<1.0	1.0
75-71-8	Dichlorodifluoromethane	<5.0	5.0
75-34-3	1,1-Dichloroethane	<1.0	1.0
107-06-2	1,2-Dichloroethane	<1.0	1.0
75-35-4	1,1-Dichloroethene	<1.0	1.0
156-59-2	cis-1,2-Dichloroethene	<1.0	1.0
156-60-5	trans-1,2-Dichloroethene	<1.0	1.0

Continued on next page

This report shall not be reproduced, except in full, without written authorization of TriMatrix Laboratories, Inc.
Individual sample results relate only to the sample tested.

5560 Corporate Exchange Court SE ♦ Grand Rapids, MI 49512 ♦ 616.975.4500 ♦ Fax 616.942.7463 ♦ www.trimatrixlabs.com

US EPA ARCHIVE DOCUMENT

TRIMATRIX LABORATORIES

ANALYTICAL REPORT

Client:	**TRC Companies. - Ann Arbor Office**	Work Order:	**1204149**
Project:	Tecumseh Products	Description:	Laboratory Services
Client Sample ID:	**MW-22**	Sampled:	04/05/12 10:31
Lab Sample ID:	**1204149-13**	Sampled By:	J. Jasso
Matrix:	Water	Received:	04/06/12 15:00
Unit:	ug/L	Prepared:	04/13/12 By: DLV
Dilution Factor:	1	Analyzed:	04/14/12 By: DLV
QC Batch:	1204677	Analytical Batch:	2D16028

Volatile Organic Compounds by EPA Method 8260B (Continued)

CAS Number	Analyte	Analytical Result	RL
78-87-5	1,2-Dichloropropane	<1.0	1.0
10061-01-5	cis-1,3-Dichloropropene	<1.0	1.0
10061-02-6	trans-1,3-Dichloropropene	<1.0	1.0
100-41-4	Ethylbenzene	<1.0	1.0
60-29-7	Ethyl Ether	<5.0	5.0
591-78-6	2-Hexanone	<5.0	5.0
74-88-4	Iodomethane	<1.0	1.0
98-82-8	Isopropylbenzene	<1.0	1.0
99-87-6	4-Isopropyltoluene	<5.0	5.0
1634-04-4	Methyl tert-Butyl Ether	<5.0	5.0
75-09-2	Methylene Chloride	<5.0	5.0
78-93-3	2-Butanone (MEK)	<5.0	5.0
91-57-6	2-Methylnaphthalene	<5.0	5.0
108-10-1	4-Methyl-2-pentanone (MIBK)	<5.0	5.0
91-20-3	Naphthalene	<5.0	5.0
103-65-1	n-Propylbenzene	<1.0	1.0
100-42-5	Styrene	<1.0	1.0
630-20-6	1,1,1,2-Tetrachloroethane	<1.0	1.0
79-34-5	1,1,2,2-Tetrachloroethane	<1.0	1.0
127-18-4	Tetrachloroethene	<1.0	1.0
109-99-9	Tetrahydrofuran	<5.0	5.0
108-88-3	Toluene	<1.0	1.0
87-61-6	1,2,3-Trichlorobenzene	<5.0	5.0
120-82-1	1,2,4-Trichlorobenzene	<5.0	5.0
71-55-6	1,1,1-Trichloroethane	<1.0	1.0
79-00-5	1,1,2-Trichloroethane	<1.0	1.0
79-01-6	Trichloroethene	<1.0	1.0
75-69-4	Trichlorofluoromethane	<1.0	1.0
96-18-4	1,2,3-Trichloropropane	<1.0	1.0
95-63-6	1,2,4-Trimethylbenzene	<1.0	1.0
108-67-8	1,3,5-Trimethylbenzene	<1.0	1.0

Continued on next page

This report shall not be reproduced, except in full, without written authorization of TriMatrix Laboratories, Inc.
Individual sample results relate only to the sample tested.

5560 Corporate Exchange Court SE ♦ Grand Rapids, MI 49512 ♦ 616.975.4500 ♦ Fax 616.942.7463 ♦ www.trimatrixlabs.com

US EPA ARCHIVE DOCUMENT

TRIMATRIX LABORATORIES

ANALYTICAL REPORT

Client:	**TRC Companies. - Ann Arbor Office**	Work Order:	**1204149**
Project:	Tecumseh Products	Description:	Laboratory Services
Client Sample ID:	**MW-22**	Sampled:	04/05/12 10:31
Lab Sample ID:	**1204149-13**	Sampled By:	J. Jasso
Matrix:	Water	Received:	04/06/12 15:00
Unit:	ug/L	Prepared:	04/13/12 By: DLV
Dilution Factor:	1	Analyzed:	04/14/12 By: DLV
QC Batch:	1204677	Analytical Batch:	2D16028

Volatile Organic Compounds by EPA Method 8260B (Continued)

CAS Number	Analyte	Analytical Result	RL
75-01-4	Vinyl Chloride	**12**	1.0
179601-23-1	Xylene, Meta + Para	<2.0	2.0
95-47-6	Xylene, Ortho	<1.0	1.0

Surrogates:	*% Recovery*	*Control Limits*
Dibromofluoromethane	*100*	*85-118*
1,2-Dichloroethane-d4	*101*	*87-122*
Toluene-d8	*97*	*85-113*
4-Bromofluorobenzene	*97*	*82-110*

This report shall not be reproduced, except in full, without written authorization of TriMatrix Laboratories, Inc.
Individual sample results relate only to the sample tested.

5560 Corporate Exchange Court SE ♦ Grand Rapids, MI 49512 ♦ 616.975.4500 ♦ Fax 616.942.7463 ♦ www.trimatrixlabs.com

US EPA ARCHIVE DOCUMENT

TRIMATRIX LABORATORIES

ANALYTICAL REPORT

Client:	**TRC Companies. - Ann Arbor Office**	Work Order:	**1204149**
Project:	Tecumseh Products	Description:	Laboratory Services
Client Sample ID:	**EB-02**	Sampled:	04/05/12 10:40
Lab Sample ID:	**1204149-14**	Sampled By:	J. Jasso
Matrix:	Water	Received:	04/06/12 15:00
Unit:	ug/L	Prepared:	04/13/12 By: DLV
Dilution Factor:	1	Analyzed:	04/13/12 By: DLV
QC Batch:	1204677	Analytical Batch:	2D16028

Volatile Organic Compounds by EPA Method 8260B

CAS Number	Analyte	Analytical Result	RL
67-64-1	Acetone	<20	20
107-13-1	Acrylonitrile	<2.0	2.0
71-43-2	Benzene	<1.0	1.0
108-86-1	Bromobenzene	<1.0	1.0
74-97-5	Bromochloromethane	<1.0	1.0
75-27-4	Bromodichloromethane	<1.0	1.0
75-25-2	Bromoform	<1.0	1.0
74-83-9	Bromomethane	<5.0	5.0
104-51-8	n-Butylbenzene	<1.0	1.0
135-98-8	sec-Butylbenzene	<1.0	1.0
98-06-6	tert-Butylbenzene	<1.0	1.0
75-15-0	Carbon Disulfide	<1.0	1.0
56-23-5	Carbon Tetrachloride	<1.0	1.0
108-90-7	Chlorobenzene	<1.0	1.0
75-00-3	Chloroethane	<5.0	5.0
67-66-3	Chloroform	<1.0	1.0
74-87-3	Chloromethane	<5.0	5.0
96-12-8	1,2-Dibromo-3-chloropropane	<5.0	5.0
124-48-1	Dibromochloromethane	<1.0	1.0
106-93-4	1,2-Dibromoethane	<1.0	1.0
74-95-3	Dibromomethane	<1.0	1.0
110-57-6	trans-1,4-Dichloro-2-butene	<1.0	1.0
95-50-1	1,2-Dichlorobenzene	<1.0	1.0
541-73-1	1,3-Dichlorobenzene	<1.0	1.0
106-46-7	1,4-Dichlorobenzene	<1.0	1.0
75-71-8	Dichlorodifluoromethane	<5.0	5.0
75-34-3	1,1-Dichloroethane	<1.0	1.0
107-06-2	1,2-Dichloroethane	<1.0	1.0
75-35-4	1,1-Dichloroethene	<1.0	1.0
156-59-2	cis-1,2-Dichloroethene	<1.0	1.0
156-60-5	trans-1,2-Dichloroethene	<1.0	1.0

Continued on next page

This report shall not be reproduced, except in full, without written authorization of TriMatrix Laboratories, Inc.
Individual sample results relate only to the sample tested.

5560 Corporate Exchange Court SE ♦ Grand Rapids, MI 49512 ♦ 616.975.4500 ♦ Fax 616.942.7463 ♦ www.trimatrixlabs.com

US EPA ARCHIVE DOCUMENT

TRIMATRIX LABORATORIES

ANALYTICAL REPORT

Client:	**TRC Companies. - Ann Arbor Office**	Work Order:	**1204149**
Project:	Tecumseh Products	Description:	Laboratory Services
Client Sample ID:	**EB-02**	Sampled:	04/05/12 10:40
Lab Sample ID:	**1204149-14**	Sampled By:	J. Jasso
Matrix:	Water	Received:	04/06/12 15:00
Unit:	ug/L	Prepared:	04/13/12 By: DLV
Dilution Factor:	1	Analyzed:	04/13/12 By: DLV
QC Batch:	1204677	Analytical Batch:	2D16028

Volatile Organic Compounds by EPA Method 8260B (Continued)

CAS Number	Analyte	Analytical Result	RL
78-87-5	1,2-Dichloropropane	<1.0	1.0
10061-01-5	cis-1,3-Dichloropropene	<1.0	1.0
10061-02-6	trans-1,3-Dichloropropene	<1.0	1.0
100-41-4	Ethylbenzene	<1.0	1.0
60-29-7	Ethyl Ether	<5.0	5.0
591-78-6	2-Hexanone	<5.0	5.0
74-88-4	Iodomethane	<1.0	1.0
98-82-8	Isopropylbenzene	<1.0	1.0
99-87-6	4-Isopropyltoluene	<5.0	5.0
1634-04-4	Methyl tert-Butyl Ether	<5.0	5.0
75-09-2	Methylene Chloride	<5.0	5.0
78-93-3	2-Butanone (MEK)	<5.0	5.0
91-57-6	2-Methylnaphthalene	<5.0	5.0
108-10-1	4-Methyl-2-pentanone (MIBK)	<5.0	5.0
91-20-3	Naphthalene	<5.0	5.0
103-65-1	n-Propylbenzene	<1.0	1.0
100-42-5	Styrene	<1.0	1.0
630-20-6	1,1,1,2-Tetrachloroethane	<1.0	1.0
79-34-5	1,1,2,2-Tetrachloroethane	<1.0	1.0
127-18-4	Tetrachloroethene	<1.0	1.0
109-99-9	Tetrahydrofuran	<5.0	5.0
108-88-3	Toluene	<1.0	1.0
87-61-6	1,2,3-Trichlorobenzene	<5.0	5.0
120-82-1	1,2,4-Trichlorobenzene	<5.0	5.0
71-55-6	1,1,1-Trichloroethane	<1.0	1.0
79-00-5	1,1,2-Trichloroethane	<1.0	1.0
79-01-6	Trichloroethene	<1.0	1.0
75-69-4	Trichlorofluoromethane	<1.0	1.0
96-18-4	1,2,3-Trichloropropane	<1.0	1.0
95-63-6	1,2,4-Trimethylbenzene	<1.0	1.0
108-67-8	1,3,5-Trimethylbenzene	<1.0	1.0

Continued on next page

This report shall not be reproduced, except in full, without written authorization of TriMatrix Laboratories, Inc.
Individual sample results relate only to the sample tested.

5560 Corporate Exchange Court SE ♦ Grand Rapids, MI 49512 ♦ 616.975.4500 ♦ Fax 616.942.7463 ♦ www.trimatrixlabs.com

US EPA ARCHIVE DOCUMENT

TRIMATRIX LABORATORIES

ANALYTICAL REPORT

Client:	**TRC Companies. - Ann Arbor Office**	Work Order:	**1204149**
Project:	Tecumseh Products	Description:	Laboratory Services
Client Sample ID:	**EB-02**	Sampled:	04/05/12 10:40
Lab Sample ID:	**1204149-14**	Sampled By:	J. Jasso
Matrix:	Water	Received:	04/06/12 15:00
Unit:	ug/L	Prepared:	04/13/12 By: DLV
Dilution Factor:	1	Analyzed:	04/13/12 By: DLV
QC Batch:	1204677	Analytical Batch:	2D16028

Volatile Organic Compounds by EPA Method 8260B (Continued)

CAS Number	Analyte	Analytical Result	RL
75-01-4	Vinyl Chloride	<1.0	1.0
179601-23-1	Xylene, Meta + Para	<2.0	2.0
95-47-6	Xylene, Ortho	<1.0	1.0

Surrogates:	***% Recovery***	***Control Limits***
Dibromofluoromethane	*100*	*85-118*
1,2-Dichloroethane-d4	*100*	*87-122*
Toluene-d8	*98*	*85-113*
4-Bromofluorobenzene	*98*	*82-110*

US EPA ARCHIVE DOCUMENT

This report shall not be reproduced, except in full, without written authorization of TriMatrix Laboratories, Inc.
Individual sample results relate only to the sample tested.
5560 Corporate Exchange Court SE ♦ Grand Rapids, MI 49512 ♦ 616.975.4500 ♦ Fax 616.942.7463 ♦ www.trimatrixlabs.com

TRIMATRIX LABORATORIES

ANALYTICAL REPORT

Client:	**TRC Companies. - Ann Arbor Office**	Work Order:	**1204149**
Project:	Tecumseh Products	Description:	Laboratory Services
Client Sample ID:	**MW-14s**	Sampled:	04/05/12 11:30
Lab Sample ID:	**1204149-15**	Sampled By:	J. Jasso
Matrix:	Water	Received:	04/06/12 15:00
Unit:	ug/L	Prepared:	04/13/12 By: DLV
Dilution Factor:	1	Analyzed:	04/14/12 By: DLV
QC Batch:	1204677	Analytical Batch:	2D16028

Volatile Organic Compounds by EPA Method 8260B

CAS Number	Analyte	Analytical Result	RL
67-64-1	Acetone	<20	20
107-13-1	Acrylonitrile	<2.0	2.0
71-43-2	Benzene	<1.0	1.0
108-86-1	Bromobenzene	<1.0	1.0
74-97-5	Bromochloromethane	<1.0	1.0
75-27-4	Bromodichloromethane	<1.0	1.0
75-25-2	Bromoform	<1.0	1.0
74-83-9	Bromomethane	<5.0	5.0
104-51-8	n-Butylbenzene	<1.0	1.0
135-98-8	sec-Butylbenzene	<1.0	1.0
98-06-6	tert-Butylbenzene	<1.0	1.0
75-15-0	Carbon Disulfide	<1.0	1.0
56-23-5	Carbon Tetrachloride	<1.0	1.0
108-90-7	Chlorobenzene	<1.0	1.0
75-00-3	Chloroethane	<5.0	5.0
67-66-3	Chloroform	<1.0	1.0
74-87-3	Chloromethane	<5.0	5.0
96-12-8	1,2-Dibromo-3-chloropropane	<5.0	5.0
124-48-1	Dibromochloromethane	<1.0	1.0
106-93-4	1,2-Dibromoethane	<1.0	1.0
74-95-3	Dibromomethane	<1.0	1.0
110-57-6	trans-1,4-Dichloro-2-butene	<1.0	1.0
95-50-1	1,2-Dichlorobenzene	<1.0	1.0
541-73-1	1,3-Dichlorobenzene	<1.0	1.0
106-46-7	1,4-Dichlorobenzene	<1.0	1.0
75-71-8	Dichlorodifluoromethane	<5.0	5.0
75-34-3	1,1-Dichloroethane	<1.0	1.0
107-06-2	1,2-Dichloroethane	<1.0	1.0
75-35-4	1,1-Dichloroethene	<1.0	1.0
156-59-2	cis-1,2-Dichloroethene	<1.0	1.0
156-60-5	trans-1,2-Dichloroethene	<1.0	1.0

Continued on next page

This report shall not be reproduced, except in full, without written authorization of TriMatrix Laboratories, Inc.
Individual sample results relate only to the sample tested.

5560 Corporate Exchange Court SE ♦ Grand Rapids, MI 49512 ♦ 616.975.4500 ♦ Fax 616.942.7463 ♦ www.trimatrixlabs.com

US EPA ARCHIVE DOCUMENT

TRIMATRIX LABORATORIES

ANALYTICAL REPORT

Client:	**TRC Companies. - Ann Arbor Office**	Work Order:	**1204149**
Project:	Tecumseh Products	Description:	Laboratory Services
Client Sample ID:	**MW-14s**	Sampled:	04/05/12 11:30
Lab Sample ID:	**1204149-15**	Sampled By:	J. Jasso
Matrix:	Water	Received:	04/06/12 15:00
Unit:	ug/L	Prepared:	04/13/12 By: DLV
Dilution Factor:	1	Analyzed:	04/14/12 By: DLV
QC Batch:	1204677	Analytical Batch:	2D16028

Volatile Organic Compounds by EPA Method 8260B (Continued)

CAS Number	Analyte	Analytical Result	RL
78-87-5	1,2-Dichloropropane	<1.0	1.0
10061-01-5	cis-1,3-Dichloropropene	<1.0	1.0
10061-02-6	trans-1,3-Dichloropropene	<1.0	1.0
100-41-4	Ethylbenzene	<1.0	1.0
60-29-7	Ethyl Ether	<5.0	5.0
591-78-6	2-Hexanone	<5.0	5.0
74-88-4	Iodomethane	<1.0	1.0
98-82-8	Isopropylbenzene	<1.0	1.0
99-87-6	4-Isopropyltoluene	<5.0	5.0
1634-04-4	Methyl tert-Butyl Ether	<5.0	5.0
75-09-2	Methylene Chloride	<5.0	5.0
78-93-3	2-Butanone (MEK)	<5.0	5.0
91-57-6	2-Methylnaphthalene	<5.0	5.0
108-10-1	4-Methyl-2-pentanone (MIBK)	<5.0	5.0
91-20-3	Naphthalene	<5.0	5.0
103-65-1	n-Propylbenzene	<1.0	1.0
100-42-5	Styrene	<1.0	1.0
630-20-6	1,1,1,2-Tetrachloroethane	<1.0	1.0
79-34-5	1,1,2,2-Tetrachloroethane	<1.0	1.0
127-18-4	Tetrachloroethene	<1.0	1.0
109-99-9	Tetrahydrofuran	<5.0	5.0
108-88-3	Toluene	<1.0	1.0
87-61-6	1,2,3-Trichlorobenzene	<5.0	5.0
120-82-1	1,2,4-Trichlorobenzene	<5.0	5.0
71-55-6	1,1,1-Trichloroethane	<1.0	1.0
79-00-5	1,1,2-Trichloroethane	<1.0	1.0
79-01-6	Trichloroethene	<1.0	1.0
75-69-4	Trichlorofluoromethane	<1.0	1.0
96-18-4	1,2,3-Trichloropropane	<1.0	1.0
95-63-6	1,2,4-Trimethylbenzene	<1.0	1.0
108-67-8	1,3,5-Trimethylbenzene	<1.0	1.0

Continued on next page

This report shall not be reproduced, except in full, without written authorization of TriMatrix Laboratories, Inc.
Individual sample results relate only to the sample tested.

5560 Corporate Exchange Court SE ♦ Grand Rapids, MI 49512 ♦ 616.975.4500 ♦ Fax 616.942.7463 ♦ www.trimatrixlabs.com

US EPA ARCHIVE DOCUMENT

TRIMATRIX LABORATORIES

ANALYTICAL REPORT

Client:	**TRC Companies. - Ann Arbor Office**	Work Order:	**1204149**
Project:	Tecumseh Products	Description:	Laboratory Services
Client Sample ID:	**MW-14s**	Sampled:	04/05/12 11:30
Lab Sample ID:	**1204149-15**	Sampled By:	J. Jasso
Matrix:	Water	Received:	04/06/12 15:00
Unit:	ug/L	Prepared:	04/13/12 By: DLV
Dilution Factor:	1	Analyzed:	04/14/12 By: DLV
QC Batch:	1204677	Analytical Batch:	2D16028

Volatile Organic Compounds by EPA Method 8260B (Continued)

CAS Number	Analyte	Analytical Result	RL
75-01-4	Vinyl Chloride	<1.0	1.0
179601-23-1	Xylene, Meta + Para	<2.0	2.0
95-47-6	Xylene, Ortho	<1.0	1.0

Surrogates:	***% Recovery***	***Control Limits***
Dibromofluoromethane	*100*	*85-118*
1,2-Dichloroethane-d4	*100*	*87-122*
Toluene-d8	*98*	*85-113*
4-Bromofluorobenzene	*98*	*82-110*

This report shall not be reproduced, except in full, without written authorization of TriMatrix Laboratories, Inc.
Individual sample results relate only to the sample tested.

5560 Corporate Exchange Court SE ♦ Grand Rapids, MI 49512 ♦ 616.975.4500 ♦ Fax 616.942.7463 ♦ www.trimatrixlabs.com

US EPA ARCHIVE DOCUMENT

TRIMATRIX LABORATORIES

ANALYTICAL REPORT

Client:	**TRC Companies. - Ann Arbor Office**	Work Order:	**1204149**
Project:	Tecumseh Products	Description:	Laboratory Services
Client Sample ID:	**MW-26s**	Sampled:	04/05/12 13:07
Lab Sample ID:	**1204149-16**	Sampled By:	J. Jasso
Matrix:	Water	Received:	04/06/12 15:00
Unit:	ug/L	Prepared:	04/13/12 By: DLV
Dilution Factor:	1	Analyzed:	04/14/12 By: DLV
QC Batch:	1204677	Analytical Batch:	2D16028

Volatile Organic Compounds by EPA Method 8260B

CAS Number	Analyte	Analytical Result	RL
67-64-1	Acetone	<20	20
107-13-1	Acrylonitrile	<2.0	2.0
71-43-2	Benzene	<1.0	1.0
108-86-1	Bromobenzene	<1.0	1.0
74-97-5	Bromochloromethane	<1.0	1.0
75-27-4	Bromodichloromethane	<1.0	1.0
75-25-2	Bromoform	<1.0	1.0
74-83-9	Bromomethane	<5.0	5.0
104-51-8	n-Butylbenzene	<1.0	1.0
135-98-8	sec-Butylbenzene	<1.0	1.0
98-06-6	tert-Butylbenzene	<1.0	1.0
75-15-0	Carbon Disulfide	<1.0	1.0
56-23-5	Carbon Tetrachloride	<1.0	1.0
108-90-7	Chlorobenzene	<1.0	1.0
75-00-3	Chloroethane	<5.0	5.0
67-66-3	Chloroform	<1.0	1.0
74-87-3	Chloromethane	<5.0	5.0
96-12-8	1,2-Dibromo-3-chloropropane	<5.0	5.0
124-48-1	Dibromochloromethane	<1.0	1.0
106-93-4	1,2-Dibromoethane	<1.0	1.0
74-95-3	Dibromomethane	<1.0	1.0
110-57-6	trans-1,4-Dichloro-2-butene	<1.0	1.0
95-50-1	1,2-Dichlorobenzene	<1.0	1.0
541-73-1	1,3-Dichlorobenzene	<1.0	1.0
106-46-7	1,4-Dichlorobenzene	<1.0	1.0
75-71-8	Dichlorodifluoromethane	<5.0	5.0
75-34-3	1,1-Dichloroethane	<1.0	1.0
107-06-2	1,2-Dichloroethane	<1.0	1.0
75-35-4	1,1-Dichloroethene	<1.0	1.0
156-59-2	cis-1,2-Dichloroethene	<1.0	1.0
156-60-5	trans-1,2-Dichloroethene	<1.0	1.0

Continued on next page

This report shall not be reproduced, except in full, without written authorization of TriMatrix Laboratories, Inc.
Individual sample results relate only to the sample tested.

5560 Corporate Exchange Court SE ♦ Grand Rapids, MI 49512 ♦ 616.975.4500 ♦ Fax 616.942.7463 ♦ www.trimatrixlabs.com

US EPA ARCHIVE DOCUMENT

TRIMATRIX LABORATORIES

ANALYTICAL REPORT

Client:	**TRC Companies. - Ann Arbor Office**	Work Order:	**1204149**
Project:	Tecumseh Products	Description:	Laboratory Services
Client Sample ID:	**MW-26s**	Sampled:	04/05/12 13:07
Lab Sample ID:	**1204149-16**	Sampled By:	J. Jasso
Matrix:	Water	Received:	04/06/12 15:00
Unit:	ug/L	Prepared:	04/13/12 By: DLV
Dilution Factor:	1	Analyzed:	04/14/12 By: DLV
QC Batch:	1204677	Analytical Batch:	2D16028

Volatile Organic Compounds by EPA Method 8260B (Continued)

CAS Number	Analyte	Analytical Result	RL
78-87-5	1,2-Dichloropropane	<1.0	1.0
10061-01-5	cis-1,3-Dichloropropene	<1.0	1.0
10061-02-6	trans-1,3-Dichloropropene	<1.0	1.0
100-41-4	Ethylbenzene	<1.0	1.0
60-29-7	Ethyl Ether	<5.0	5.0
591-78-6	2-Hexanone	<5.0	5.0
74-88-4	Iodomethane	<1.0	1.0
98-82-8	Isopropylbenzene	<1.0	1.0
99-87-6	4-Isopropyltoluene	<5.0	5.0
1634-04-4	Methyl tert-Butyl Ether	<5.0	5.0
75-09-2	Methylene Chloride	<5.0	5.0
78-93-3	2-Butanone (MEK)	<5.0	5.0
91-57-6	2-Methylnaphthalene	<5.0	5.0
108-10-1	4-Methyl-2-pentanone (MIBK)	<5.0	5.0
91-20-3	Naphthalene	<5.0	5.0
103-65-1	n-Propylbenzene	<1.0	1.0
100-42-5	Styrene	<1.0	1.0
630-20-6	1,1,1,2-Tetrachloroethane	<1.0	1.0
79-34-5	1,1,2,2-Tetrachloroethane	<1.0	1.0
127-18-4	Tetrachloroethene	<1.0	1.0
109-99-9	Tetrahydrofuran	<5.0	5.0
108-88-3	Toluene	<1.0	1.0
87-61-6	1,2,3-Trichlorobenzene	<5.0	5.0
120-82-1	1,2,4-Trichlorobenzene	<5.0	5.0
71-55-6	1,1,1-Trichloroethane	<1.0	1.0
79-00-5	1,1,2-Trichloroethane	<1.0	1.0
79-01-6	Trichloroethene	<1.0	1.0
75-69-4	Trichlorofluoromethane	<1.0	1.0
96-18-4	1,2,3-Trichloropropane	<1.0	1.0
95-63-6	1,2,4-Trimethylbenzene	<1.0	1.0
108-67-8	1,3,5-Trimethylbenzene	<1.0	1.0

Continued on next page

This report shall not be reproduced, except in full, without written authorization of TriMatrix Laboratories, Inc.
Individual sample results relate only to the sample tested.

5560 Corporate Exchange Court SE ♦ Grand Rapids, MI 49512 ♦ 616.975.4500 ♦ Fax 616.942.7463 ♦ www.trimatrixlabs.com

US EPA ARCHIVE DOCUMENT

TRIMATRIX LABORATORIES

ANALYTICAL REPORT

Client:	**TRC Companies. - Ann Arbor Office**	Work Order:	**1204149**
Project:	Tecumseh Products	Description:	Laboratory Services
Client Sample ID:	**MW-26s**	Sampled:	04/05/12 13:07
Lab Sample ID:	**1204149-16**	Sampled By:	J. Jasso
Matrix:	Water	Received:	04/06/12 15:00
Unit:	ug/L	Prepared:	04/13/12 By: DLV
Dilution Factor:	1	Analyzed:	04/14/12 By: DLV
QC Batch:	1204677	Analytical Batch:	2D16028

Volatile Organic Compounds by EPA Method 8260B (Continued)

CAS Number	Analyte	Analytical Result	RL
75-01-4	Vinyl Chloride	<1.0	1.0
179601-23-1	Xylene, Meta + Para	<2.0	2.0
95-47-6	Xylene, Ortho	<1.0	1.0

Surrogates:	***% Recovery***	***Control Limits***
Dibromofluoromethane	*100*	*85-118*
1,2-Dichloroethane-d4	*99*	*87-122*
Toluene-d8	*98*	*85-113*
4-Bromofluorobenzene	*98*	*82-110*

US EPA ARCHIVE DOCUMENT

This report shall not be reproduced, except in full, without written authorization of TriMatrix Laboratories, Inc.
Individual sample results relate only to the sample tested.
5560 Corporate Exchange Court SE ♦ Grand Rapids, MI 49512 ♦ 616.975.4500 ♦ Fax 616.942.7463 ♦ www.trimatrixlabs.com

TRIMATRIX LABORATORIES

ANALYTICAL REPORT

Client:	**TRC Companies. - Ann Arbor Office**	Work Order:	**1204149**
Project:	Tecumseh Products	Description:	Laboratory Services
Client Sample ID:	**MW-15s**	Sampled:	04/05/12 14:35
Lab Sample ID:	**1204149-17**	Sampled By:	J. Jasso
Matrix:	Water	Received:	04/06/12 15:00
Unit:	ug/L	Prepared:	04/13/12 By: DLV
Dilution Factor:	1	Analyzed:	04/14/12 By: DLV
QC Batch:	1204677	Analytical Batch:	2D16028

Volatile Organic Compounds by EPA Method 8260B

CAS Number	Analyte	Analytical Result	RL
67-64-1	Acetone	<20	20
107-13-1	Acrylonitrile	<2.0	2.0
71-43-2	Benzene	<1.0	1.0
108-86-1	Bromobenzene	<1.0	1.0
74-97-5	Bromochloromethane	<1.0	1.0
75-27-4	Bromodichloromethane	<1.0	1.0
75-25-2	Bromoform	<1.0	1.0
74-83-9	Bromomethane	<5.0	5.0
104-51-8	n-Butylbenzene	<1.0	1.0
135-98-8	sec-Butylbenzene	<1.0	1.0
98-06-6	tert-Butylbenzene	<1.0	1.0
75-15-0	Carbon Disulfide	<1.0	1.0
56-23-5	Carbon Tetrachloride	<1.0	1.0
108-90-7	Chlorobenzene	<1.0	1.0
75-00-3	Chloroethane	<5.0	5.0
67-66-3	Chloroform	<1.0	1.0
74-87-3	Chloromethane	<5.0	5.0
96-12-8	1,2-Dibromo-3-chloropropane	<5.0	5.0
124-48-1	Dibromochloromethane	<1.0	1.0
106-93-4	1,2-Dibromoethane	<1.0	1.0
74-95-3	Dibromomethane	<1.0	1.0
110-57-6	trans-1,4-Dichloro-2-butene	<1.0	1.0
95-50-1	1,2-Dichlorobenzene	<1.0	1.0
541-73-1	1,3-Dichlorobenzene	<1.0	1.0
106-46-7	1,4-Dichlorobenzene	<1.0	1.0
75-71-8	Dichlorodifluoromethane	<5.0	5.0
75-34-3	1,1-Dichloroethane	<1.0	1.0
107-06-2	1,2-Dichloroethane	<1.0	1.0
75-35-4	1,1-Dichloroethene	<1.0	1.0
156-59-2	cis-1,2-Dichloroethene	<1.0	1.0
156-60-5	trans-1,2-Dichloroethene	<1.0	1.0

Continued on next page

This report shall not be reproduced, except in full, without written authorization of TriMatrix Laboratories, Inc.
Individual sample results relate only to the sample tested.

5560 Corporate Exchange Court SE ♦ Grand Rapids, MI 49512 ♦ 616.975.4500 ♦ Fax 616.942.7463 ♦ www.trimatrixlabs.com

US EPA ARCHIVE DOCUMENT

TRIMATRIX LABORATORIES

ANALYTICAL REPORT

Client:	**TRC Companies. - Ann Arbor Office**	Work Order:	**1204149**
Project:	Tecumseh Products	Description:	Laboratory Services
Client Sample ID:	**MW-15s**	Sampled:	04/05/12 14:35
Lab Sample ID:	**1204149-17**	Sampled By:	J. Jasso
Matrix:	Water	Received:	04/06/12 15:00
Unit:	ug/L	Prepared:	04/13/12 By: DLV
Dilution Factor:	1	Analyzed:	04/14/12 By: DLV
QC Batch:	1204677	Analytical Batch:	2D16028

Volatile Organic Compounds by EPA Method 8260B (Continued)

CAS Number	Analyte	Analytical Result	RL
78-87-5	1,2-Dichloropropane	<1.0	1.0
10061-01-5	cis-1,3-Dichloropropene	<1.0	1.0
10061-02-6	trans-1,3-Dichloropropene	<1.0	1.0
100-41-4	Ethylbenzene	<1.0	1.0
60-29-7	Ethyl Ether	<5.0	5.0
591-78-6	2-Hexanone	<5.0	5.0
74-88-4	Iodomethane	<1.0	1.0
98-82-8	Isopropylbenzene	<1.0	1.0
99-87-6	4-Isopropyltoluene	<5.0	5.0
1634-04-4	Methyl tert-Butyl Ether	<5.0	5.0
75-09-2	Methylene Chloride	<5.0	5.0
78-93-3	2-Butanone (MEK)	<5.0	5.0
91-57-6	2-Methylnaphthalene	<5.0	5.0
108-10-1	4-Methyl-2-pentanone (MIBK)	<5.0	5.0
91-20-3	Naphthalene	<5.0	5.0
103-65-1	n-Propylbenzene	<1.0	1.0
100-42-5	Styrene	<1.0	1.0
630-20-6	1,1,1,2-Tetrachloroethane	<1.0	1.0
79-34-5	1,1,2,2-Tetrachloroethane	<1.0	1.0
127-18-4	Tetrachloroethene	<1.0	1.0
109-99-9	Tetrahydrofuran	<5.0	5.0
108-88-3	Toluene	<1.0	1.0
87-61-6	1,2,3-Trichlorobenzene	<5.0	5.0
120-82-1	1,2,4-Trichlorobenzene	<5.0	5.0
71-55-6	1,1,1-Trichloroethane	<1.0	1.0
79-00-5	1,1,2-Trichloroethane	<1.0	1.0
79-01-6	Trichloroethene	<1.0	1.0
75-69-4	Trichlorofluoromethane	<1.0	1.0
96-18-4	1,2,3-Trichloropropane	<1.0	1.0
95-63-6	1,2,4-Trimethylbenzene	<1.0	1.0
108-67-8	1,3,5-Trimethylbenzene	<1.0	1.0

Continued on next page

This report shall not be reproduced, except in full, without written authorization of TriMatrix Laboratories, Inc.
Individual sample results relate only to the sample tested.

5560 Corporate Exchange Court SE ♦ Grand Rapids, MI 49512 ♦ 616.975.4500 ♦ Fax 616.942.7463 ♦ www.trimatrixlabs.com

US EPA ARCHIVE DOCUMENT

TRIMATRIX LABORATORIES

ANALYTICAL REPORT

Client:	**TRC Companies. - Ann Arbor Office**	Work Order:	**1204149**
Project:	Tecumseh Products	Description:	Laboratory Services
Client Sample ID:	**MW-15s**	Sampled:	04/05/12 14:35
Lab Sample ID:	**1204149-17**	Sampled By:	J. Jasso
Matrix:	Water	Received:	04/06/12 15:00
Unit:	ug/L	Prepared:	04/13/12 By: DLV
Dilution Factor:	1	Analyzed:	04/14/12 By: DLV
QC Batch:	1204677	Analytical Batch:	2D16028

Volatile Organic Compounds by EPA Method 8260B (Continued)

CAS Number	Analyte	Analytical Result	RL
75-01-4	Vinyl Chloride	<1.0	1.0
179601-23-1	Xylene, Meta + Para	<2.0	2.0
95-47-6	Xylene, Ortho	<1.0	1.0

Surrogates:	***% Recovery***	***Control Limits***
Dibromofluoromethane	*100*	*85-118*
1,2-Dichloroethane-d4	*99*	*87-122*
Toluene-d8	*98*	*85-113*
4-Bromofluorobenzene	*98*	*82-110*

US EPA ARCHIVE DOCUMENT

This report shall not be reproduced, except in full, without written authorization of TriMatrix Laboratories, Inc.
Individual sample results relate only to the sample tested.
5560 Corporate Exchange Court SE ♦ Grand Rapids, MI 49512 ♦ 616.975.4500 ♦ Fax 616.942.7463 ♦ www.trimatrixlabs.com

TRIMATRIX LABORATORIES

ANALYTICAL REPORT

Client:	**TRC Companies. - Ann Arbor Office**	Work Order:	**1204149**
Project:	Tecumseh Products	Description:	Laboratory Services
Client Sample ID:	**MW-11s**	Sampled:	04/05/12 15:54
Lab Sample ID:	**1204149-18**	Sampled By:	J. Jasso
Matrix:	Water	Received:	04/06/12 15:00
Unit:	ug/L	Prepared:	04/13/12 By: DLV
Dilution Factor:	1	Analyzed:	04/14/12 By: DLV
QC Batch:	1204677	Analytical Batch:	2D16028

Volatile Organic Compounds by EPA Method 8260B

CAS Number	Analyte	Analytical Result	RL
67-64-1	Acetone	<20	20
107-13-1	Acrylonitrile	<2.0	2.0
71-43-2	Benzene	<1.0	1.0
108-86-1	Bromobenzene	<1.0	1.0
74-97-5	Bromochloromethane	<1.0	1.0
75-27-4	Bromodichloromethane	<1.0	1.0
75-25-2	Bromoform	<1.0	1.0
74-83-9	Bromomethane	<5.0	5.0
104-51-8	n-Butylbenzene	<1.0	1.0
135-98-8	sec-Butylbenzene	<1.0	1.0
98-06-6	tert-Butylbenzene	<1.0	1.0
75-15-0	Carbon Disulfide	<1.0	1.0
56-23-5	Carbon Tetrachloride	<1.0	1.0
108-90-7	Chlorobenzene	<1.0	1.0
75-00-3	Chloroethane	<5.0	5.0
67-66-3	Chloroform	<1.0	1.0
74-87-3	Chloromethane	<5.0	5.0
96-12-8	1,2-Dibromo-3-chloropropane	<5.0	5.0
124-48-1	Dibromochloromethane	<1.0	1.0
106-93-4	1,2-Dibromoethane	<1.0	1.0
74-95-3	Dibromomethane	<1.0	1.0
110-57-6	trans-1,4-Dichloro-2-butene	<1.0	1.0
95-50-1	1,2-Dichlorobenzene	<1.0	1.0
541-73-1	1,3-Dichlorobenzene	<1.0	1.0
106-46-7	1,4-Dichlorobenzene	<1.0	1.0
75-71-8	Dichlorodifluoromethane	<5.0	5.0
75-34-3	1,1-Dichloroethane	<1.0	1.0
107-06-2	1,2-Dichloroethane	<1.0	1.0
75-35-4	1,1-Dichloroethene	<1.0	1.0
156-59-2	cis-1,2-Dichloroethene	<1.0	1.0
156-60-5	trans-1,2-Dichloroethene	<1.0	1.0

Continued on next page

This report shall not be reproduced, except in full, without written authorization of TriMatrix Laboratories, Inc.
Individual sample results relate only to the sample tested.
5560 Corporate Exchange Court SE ♦ Grand Rapids, MI 49512 ♦ 616.975.4500 ♦ Fax 616.942.7463 ♦ www.trimatrixlabs.com

US EPA ARCHIVE DOCUMENT

TRIMATRIX LABORATORIES

ANALYTICAL REPORT

Client:	**TRC Companies. - Ann Arbor Office**	Work Order:	**1204149**
Project:	Tecumseh Products	Description:	Laboratory Services
Client Sample ID:	**MW-11s**	Sampled:	04/05/12 15:54
Lab Sample ID:	**1204149-18**	Sampled By:	J. Jasso
Matrix:	Water	Received:	04/06/12 15:00
Unit:	ug/L	Prepared:	04/13/12 By: DLV
Dilution Factor:	1	Analyzed:	04/14/12 By: DLV
QC Batch:	1204677	Analytical Batch:	2D16028

Volatile Organic Compounds by EPA Method 8260B (Continued)

CAS Number	Analyte	Analytical Result	RL
78-87-5	1,2-Dichloropropane	<1.0	1.0
10061-01-5	cis-1,3-Dichloropropene	<1.0	1.0
10061-02-6	trans-1,3-Dichloropropene	<1.0	1.0
100-41-4	Ethylbenzene	<1.0	1.0
60-29-7	Ethyl Ether	<5.0	5.0
591-78-6	2-Hexanone	<5.0	5.0
74-88-4	Iodomethane	<1.0	1.0
98-82-8	Isopropylbenzene	<1.0	1.0
99-87-6	4-Isopropyltoluene	<5.0	5.0
1634-04-4	Methyl tert-Butyl Ether	<5.0	5.0
75-09-2	Methylene Chloride	<5.0	5.0
78-93-3	2-Butanone (MEK)	<5.0	5.0
91-57-6	2-Methylnaphthalene	<5.0	5.0
108-10-1	4-Methyl-2-pentanone (MIBK)	<5.0	5.0
91-20-3	Naphthalene	<5.0	5.0
103-65-1	n-Propylbenzene	<1.0	1.0
100-42-5	Styrene	<1.0	1.0
630-20-6	1,1,1,2-Tetrachloroethane	<1.0	1.0
79-34-5	1,1,2,2-Tetrachloroethane	<1.0	1.0
127-18-4	Tetrachloroethene	<1.0	1.0
109-99-9	Tetrahydrofuran	<5.0	5.0
108-88-3	Toluene	<1.0	1.0
87-61-6	1,2,3-Trichlorobenzene	<5.0	5.0
120-82-1	1,2,4-Trichlorobenzene	<5.0	5.0
71-55-6	1,1,1-Trichloroethane	<1.0	1.0
79-00-5	1,1,2-Trichloroethane	<1.0	1.0
79-01-6	Trichloroethene	<1.0	1.0
75-69-4	Trichlorofluoromethane	<1.0	1.0
96-18-4	1,2,3-Trichloropropane	<1.0	1.0
95-63-6	1,2,4-Trimethylbenzene	<1.0	1.0
108-67-8	1,3,5-Trimethylbenzene	<1.0	1.0

Continued on next page

This report shall not be reproduced, except in full, without written authorization of TriMatrix Laboratories, Inc.
Individual sample results relate only to the sample tested.

5560 Corporate Exchange Court SE ♦ Grand Rapids, MI 49512 ♦ 616.975.4500 ♦ Fax 616.942.7463 ♦ www.trimatrixlabs.com

US EPA ARCHIVE DOCUMENT

TRIMATRIX LABORATORIES

ANALYTICAL REPORT

Client:	**TRC Companies. - Ann Arbor Office**	Work Order:	**1204149**
Project:	Tecumseh Products	Description:	Laboratory Services
Client Sample ID:	**MW-11s**	Sampled:	04/05/12 15:54
Lab Sample ID:	**1204149-18**	Sampled By:	J. Jasso
Matrix:	Water	Received:	04/06/12 15:00
Unit:	ug/L	Prepared:	04/13/12 By: DLV
Dilution Factor:	1	Analyzed:	04/14/12 By: DLV
QC Batch:	1204677	Analytical Batch:	2D16028

Volatile Organic Compounds by EPA Method 8260B (Continued)

CAS Number	Analyte	Analytical Result	RL
75-01-4	Vinyl Chloride	<1.0	1.0
179601-23-1	Xylene, Meta + Para	<2.0	2.0
95-47-6	Xylene, Ortho	<1.0	1.0

Surrogates:	***% Recovery***	***Control Limits***
Dibromofluoromethane	*100*	*85-118*
1,2-Dichloroethane-d4	*99*	*87-122*
Toluene-d8	*98*	*85-113*
4-Bromofluorobenzene	*97*	*82-110*

This report shall not be reproduced, except in full, without written authorization of TriMatrix Laboratories, Inc.
Individual sample results relate only to the sample tested.

5560 Corporate Exchange Court SE ♦ Grand Rapids, MI 49512 ♦ 616.975.4500 ♦ Fax 616.942.7463 ♦ www.trimatrixlabs.com

US EPA ARCHIVE DOCUMENT

TRIMATRIX LABORATORIES

ANALYTICAL REPORT

Client:	**TRC Companies. - Ann Arbor Office**	Work Order:	**1204149**
Project:	Tecumseh Products	Description:	Laboratory Services
Client Sample ID:	**TB-04**	Sampled:	04/05/12 00:00
Lab Sample ID:	**1204149-19**	Sampled By:	TML
Matrix:	Water	Received:	04/06/12 15:00
Unit:	ug/L	Prepared:	04/13/12 By: DLV
Dilution Factor:	1	Analyzed:	04/13/12 By: DLV
QC Batch:	1204677	Analytical Batch:	2D16028

Volatile Organic Compounds by EPA Method 8260B

CAS Number	Analyte	Analytical Result	RL
67-64-1	Acetone	<20	20
107-13-1	Acrylonitrile	<2.0	2.0
71-43-2	Benzene	<1.0	1.0
108-86-1	Bromobenzene	<1.0	1.0
74-97-5	Bromochloromethane	<1.0	1.0
75-27-4	Bromodichloromethane	<1.0	1.0
75-25-2	Bromoform	<1.0	1.0
74-83-9	Bromomethane	<5.0	5.0
104-51-8	n-Butylbenzene	<1.0	1.0
135-98-8	sec-Butylbenzene	<1.0	1.0
98-06-6	tert-Butylbenzene	<1.0	1.0
75-15-0	Carbon Disulfide	<1.0	1.0
56-23-5	Carbon Tetrachloride	<1.0	1.0
108-90-7	Chlorobenzene	<1.0	1.0
75-00-3	Chloroethane	<5.0	5.0
67-66-3	Chloroform	<1.0	1.0
74-87-3	Chloromethane	<5.0	5.0
96-12-8	1,2-Dibromo-3-chloropropane	<5.0	5.0
124-48-1	Dibromochloromethane	<1.0	1.0
106-93-4	1,2-Dibromoethane	<1.0	1.0
74-95-3	Dibromomethane	<1.0	1.0
110-57-6	trans-1,4-Dichloro-2-butene	<1.0	1.0
95-50-1	1,2-Dichlorobenzene	<1.0	1.0
541-73-1	1,3-Dichlorobenzene	<1.0	1.0
106-46-7	1,4-Dichlorobenzene	<1.0	1.0
75-71-8	Dichlorodifluoromethane	<5.0	5.0
75-34-3	1,1-Dichloroethane	<1.0	1.0
107-06-2	1,2-Dichloroethane	<1.0	1.0
75-35-4	1,1-Dichloroethene	<1.0	1.0
156-59-2	cis-1,2-Dichloroethene	<1.0	1.0
156-60-5	trans-1,2-Dichloroethene	<1.0	1.0

Continued on next page

This report shall not be reproduced, except in full, without written authorization of TriMatrix Laboratories, Inc.
Individual sample results relate only to the sample tested.

5560 Corporate Exchange Court SE ♦ Grand Rapids, MI 49512 ♦ 616.975.4500 ♦ Fax 616.942.7463 ♦ www.trimatrixlabs.com

US EPA ARCHIVE DOCUMENT

TRIMATRIX LABORATORIES

ANALYTICAL REPORT

Client:	**TRC Companies. - Ann Arbor Office**	Work Order:	**1204149**
Project:	Tecumseh Products	Description:	Laboratory Services
Client Sample ID:	**TB-04**	Sampled:	04/05/12 00:00
Lab Sample ID:	**1204149-19**	Sampled By:	TML
Matrix:	Water	Received:	04/06/12 15:00
Unit:	ug/L	Prepared:	04/13/12 By: DLV
Dilution Factor:	1	Analyzed:	04/13/12 By: DLV
QC Batch:	1204677	Analytical Batch:	2D16028

Volatile Organic Compounds by EPA Method 8260B (Continued)

CAS Number	Analyte	Analytical Result	RL
78-87-5	1,2-Dichloropropane	<1.0	1.0
10061-01-5	cis-1,3-Dichloropropene	<1.0	1.0
10061-02-6	trans-1,3-Dichloropropene	<1.0	1.0
100-41-4	Ethylbenzene	<1.0	1.0
60-29-7	Ethyl Ether	<5.0	5.0
591-78-6	2-Hexanone	<5.0	5.0
74-88-4	Iodomethane	<1.0	1.0
98-82-8	Isopropylbenzene	<1.0	1.0
99-87-6	4-Isopropyltoluene	<5.0	5.0
1634-04-4	Methyl tert-Butyl Ether	<5.0	5.0
75-09-2	Methylene Chloride	<5.0	5.0
78-93-3	2-Butanone (MEK)	<5.0	5.0
91-57-6	2-Methylnaphthalene	<5.0	5.0
108-10-1	4-Methyl-2-pentanone (MIBK)	<5.0	5.0
91-20-3	Naphthalene	<5.0	5.0
103-65-1	n-Propylbenzene	<1.0	1.0
100-42-5	Styrene	<1.0	1.0
630-20-6	1,1,1,2-Tetrachloroethane	<1.0	1.0
79-34-5	1,1,2,2-Tetrachloroethane	<1.0	1.0
127-18-4	Tetrachloroethene	<1.0	1.0
109-99-9	Tetrahydrofuran	<5.0	5.0
108-88-3	Toluene	<1.0	1.0
87-61-6	1,2,3-Trichlorobenzene	<5.0	5.0
120-82-1	1,2,4-Trichlorobenzene	<5.0	5.0
71-55-6	1,1,1-Trichloroethane	<1.0	1.0
79-00-5	1,1,2-Trichloroethane	<1.0	1.0
79-01-6	Trichloroethene	<1.0	1.0
75-69-4	Trichlorofluoromethane	<1.0	1.0
96-18-4	1,2,3-Trichloropropane	<1.0	1.0
95-63-6	1,2,4-Trimethylbenzene	<1.0	1.0
108-67-8	1,3,5-Trimethylbenzene	<1.0	1.0

Continued on next page

This report shall not be reproduced, except in full, without written authorization of TriMatrix Laboratories, Inc.
Individual sample results relate only to the sample tested.

5560 Corporate Exchange Court SE ♦ Grand Rapids, MI 49512 ♦ 616.975.4500 ♦ Fax 616.942.7463 ♦ www.trimatrixlabs.com

US EPA ARCHIVE DOCUMENT

TRIMATRIX LABORATORIES

ANALYTICAL REPORT

Client:	**TRC Companies. - Ann Arbor Office**	Work Order:	**1204149**
Project:	Tecumseh Products	Description:	Laboratory Services
Client Sample ID:	**TB-04**	Sampled:	04/05/12 00:00
Lab Sample ID:	**1204149-19**	Sampled By:	TML
Matrix:	Water	Received:	04/06/12 15:00
Unit:	ug/L	Prepared:	04/13/12 By: DLV
Dilution Factor:	1	Analyzed:	04/13/12 By: DLV
QC Batch:	1204677	Analytical Batch:	2D16028

Volatile Organic Compounds by EPA Method 8260B (Continued)

CAS Number	Analyte	Analytical Result	RL
75-01-4	Vinyl Chloride	<1.0	1.0
179601-23-1	Xylene, Meta + Para	<2.0	2.0
95-47-6	Xylene, Ortho	<1.0	1.0

Surrogates:	***% Recovery***	***Control Limits***
Dibromofluoromethane	*98*	*85-118*
1,2-Dichloroethane-d4	*100*	*87-122*
Toluene-d8	*98*	*85-113*
4-Bromofluorobenzene	*98*	*82-110*

US EPA ARCHIVE DOCUMENT

This report shall not be reproduced, except in full, without written authorization of TriMatrix Laboratories, Inc.
Individual sample results relate only to the sample tested.
5560 Corporate Exchange Court SE ♦ Grand Rapids, MI 49512 ♦ 616.975.4500 ♦ Fax 616.942.7463 ♦ www.trimatrixlabs.com

TRIMATRIX LABORATORIES

ANALYTICAL REPORT

Client:	**TRC Companies. - Ann Arbor Office**	Work Order:	**1204149**
Project:	Tecumseh Products	Description:	Laboratory Services
Client Sample ID:	**MW-29s**	Sampled:	04/05/12 06:43
Lab Sample ID:	**1204149-20**	Sampled By:	J. Jasso
Matrix:	Water	Received:	04/06/12 15:00
Unit:	ug/L	Prepared:	04/13/12 By: DLV
Dilution Factor:	1	Analyzed:	04/14/12 By: DLV
QC Batch:	1204677	Analytical Batch:	2D16028

Volatile Organic Compounds by EPA Method 8260B

CAS Number	Analyte	Analytical Result	RL
67-64-1	Acetone	<20	20
107-13-1	Acrylonitrile	<2.0	2.0
71-43-2	Benzene	<1.0	1.0
108-86-1	Bromobenzene	<1.0	1.0
74-97-5	Bromochloromethane	<1.0	1.0
75-27-4	Bromodichloromethane	<1.0	1.0
75-25-2	Bromoform	<1.0	1.0
74-83-9	Bromomethane	<5.0	5.0
104-51-8	n-Butylbenzene	<1.0	1.0
135-98-8	sec-Butylbenzene	<1.0	1.0
98-06-6	tert-Butylbenzene	<1.0	1.0
75-15-0	Carbon Disulfide	<1.0	1.0
56-23-5	Carbon Tetrachloride	<1.0	1.0
108-90-7	Chlorobenzene	<1.0	1.0
75-00-3	Chloroethane	<5.0	5.0
67-66-3	Chloroform	<1.0	1.0
74-87-3	Chloromethane	<5.0	5.0
96-12-8	1,2-Dibromo-3-chloropropane	<5.0	5.0
124-48-1	Dibromochloromethane	<1.0	1.0
106-93-4	1,2-Dibromoethane	<1.0	1.0
74-95-3	Dibromomethane	<1.0	1.0
110-57-6	trans-1,4-Dichloro-2-butene	<1.0	1.0
95-50-1	1,2-Dichlorobenzene	<1.0	1.0
541-73-1	1,3-Dichlorobenzene	<1.0	1.0
106-46-7	1,4-Dichlorobenzene	<1.0	1.0
75-71-8	Dichlorodifluoromethane	<5.0	5.0
75-34-3	1,1-Dichloroethane	<1.0	1.0
107-06-2	1,2-Dichloroethane	<1.0	1.0
75-35-4	1,1-Dichloroethene	<1.0	1.0
156-59-2	cis-1,2-Dichloroethene	**1.1**	1.0
156-60-5	trans-1,2-Dichloroethene	<1.0	1.0

Continued on next page

This report shall not be reproduced, except in full, without written authorization of TriMatrix Laboratories, Inc.
Individual sample results relate only to the sample tested.

5560 Corporate Exchange Court SE ♦ Grand Rapids, MI 49512 ♦ 616.975.4500 ♦ Fax 616.942.7463 ♦ www.trimatrixlabs.com

US EPA ARCHIVE DOCUMENT

TRIMATRIX LABORATORIES

ANALYTICAL REPORT

Client:	**TRC Companies. - Ann Arbor Office**	Work Order:	**1204149**
Project:	Tecumseh Products	Description:	Laboratory Services
Client Sample ID:	**MW-29s**	Sampled:	04/05/12 06:43
Lab Sample ID:	**1204149-20**	Sampled By:	J. Jasso
Matrix:	Water	Received:	04/06/12 15:00
Unit:	ug/L	Prepared:	04/13/12 By: DLV
Dilution Factor:	1	Analyzed:	04/14/12 By: DLV
QC Batch:	1204677	Analytical Batch:	2D16028

Volatile Organic Compounds by EPA Method 8260B (Continued)

CAS Number	Analyte	Analytical Result	RL
78-87-5	1,2-Dichloropropane	<1.0	1.0
10061-01-5	cis-1,3-Dichloropropene	<1.0	1.0
10061-02-6	trans-1,3-Dichloropropene	<1.0	1.0
100-41-4	Ethylbenzene	<1.0	1.0
60-29-7	Ethyl Ether	<5.0	5.0
591-78-6	2-Hexanone	<5.0	5.0
74-88-4	Iodomethane	<1.0	1.0
98-82-8	Isopropylbenzene	<1.0	1.0
99-87-6	4-Isopropyltoluene	<5.0	5.0
1634-04-4	Methyl tert-Butyl Ether	<5.0	5.0
75-09-2	Methylene Chloride	<5.0	5.0
78-93-3	2-Butanone (MEK)	<5.0	5.0
91-57-6	2-Methylnaphthalene	<5.0	5.0
108-10-1	4-Methyl-2-pentanone (MIBK)	<5.0	5.0
91-20-3	Naphthalene	<5.0	5.0
103-65-1	n-Propylbenzene	<1.0	1.0
100-42-5	Styrene	<1.0	1.0
630-20-6	1,1,1,2-Tetrachloroethane	<1.0	1.0
79-34-5	1,1,2,2-Tetrachloroethane	<1.0	1.0
127-18-4	Tetrachloroethene	<1.0	1.0
109-99-9	Tetrahydrofuran	<5.0	5.0
108-88-3	Toluene	<1.0	1.0
87-61-6	1,2,3-Trichlorobenzene	<5.0	5.0
120-82-1	1,2,4-Trichlorobenzene	<5.0	5.0
71-55-6	1,1,1-Trichloroethane	<1.0	1.0
79-00-5	1,1,2-Trichloroethane	<1.0	1.0
79-01-6	Trichloroethene	<1.0	1.0
75-69-4	Trichlorofluoromethane	<1.0	1.0
96-18-4	1,2,3-Trichloropropane	<1.0	1.0
95-63-6	1,2,4-Trimethylbenzene	<1.0	1.0
108-67-8	1,3,5-Trimethylbenzene	<1.0	1.0

Continued on next page

This report shall not be reproduced, except in full, without written authorization of TriMatrix Laboratories, Inc.
Individual sample results relate only to the sample tested.

5560 Corporate Exchange Court SE ♦ Grand Rapids, MI 49512 ♦ 616.975.4500 ♦ Fax 616.942.7463 ♦ www.trimatrixlabs.com

US EPA ARCHIVE DOCUMENT

TRIMATRIX LABORATORIES

ANALYTICAL REPORT

Client:	**TRC Companies. - Ann Arbor Office**	Work Order:	**1204149**
Project:	Tecumseh Products	Description:	Laboratory Services
Client Sample ID:	**MW-29s**	Sampled:	04/05/12 06:43
Lab Sample ID:	**1204149-20**	Sampled By:	J. Jasso
Matrix:	Water	Received:	04/06/12 15:00
Unit:	ug/L	Prepared:	04/13/12 By: DLV
Dilution Factor:	1	Analyzed:	04/14/12 By: DLV
QC Batch:	1204677	Analytical Batch:	2D16028

Volatile Organic Compounds by EPA Method 8260B (Continued)

CAS Number	Analyte	Analytical Result	RL
75-01-4	Vinyl Chloride	<1.0	1.0
179601-23-1	Xylene, Meta + Para	<2.0	2.0
95-47-6	Xylene, Ortho	<1.0	1.0

Surrogates:	***% Recovery***	***Control Limits***
Dibromofluoromethane	*100*	*85-118*
1,2-Dichloroethane-d4	*101*	*87-122*
Toluene-d8	*98*	*85-113*
4-Bromofluorobenzene	*97*	*82-110*

US EPA ARCHIVE DOCUMENT

This report shall not be reproduced, except in full, without written authorization of TriMatrix Laboratories, Inc.
Individual sample results relate only to the sample tested.
5560 Corporate Exchange Court SE ♦ Grand Rapids, MI 49512 ♦ 616.975.4500 ♦ Fax 616.942.7463 ♦ www.trimatrixlabs.com

TRIMATRIX LABORATORIES

ANALYTICAL REPORT

Client:	**TRC Companies. - Ann Arbor Office**	Work Order:	**1204149**
Project:	Tecumseh Products	Description:	Laboratory Services
Client Sample ID:	**MW-29d**	Sampled:	04/05/12 07:29
Lab Sample ID:	**1204149-21**	Sampled By:	J. Jasso
Matrix:	Water	Received:	04/06/12 15:00
Unit:	ug/L	Prepared:	04/13/12 By: DLV
Dilution Factor:	1	Analyzed:	04/14/12 By: DLV
QC Batch:	1204677	Analytical Batch:	2D16028

Volatile Organic Compounds by EPA Method 8260B

CAS Number	Analyte	Analytical Result	RL
67-64-1	Acetone	<20	20
107-13-1	Acrylonitrile	<2.0	2.0
71-43-2	Benzene	<1.0	1.0
108-86-1	Bromobenzene	<1.0	1.0
74-97-5	Bromochloromethane	<1.0	1.0
75-27-4	Bromodichloromethane	<1.0	1.0
75-25-2	Bromoform	<1.0	1.0
74-83-9	Bromomethane	<5.0	5.0
104-51-8	n-Butylbenzene	<1.0	1.0
135-98-8	sec-Butylbenzene	<1.0	1.0
98-06-6	tert-Butylbenzene	<1.0	1.0
75-15-0	Carbon Disulfide	<1.0	1.0
56-23-5	Carbon Tetrachloride	<1.0	1.0
108-90-7	Chlorobenzene	<1.0	1.0
75-00-3	Chloroethane	<5.0	5.0
67-66-3	Chloroform	<1.0	1.0
74-87-3	Chloromethane	<5.0	5.0
96-12-8	1,2-Dibromo-3-chloropropane	<5.0	5.0
124-48-1	Dibromochloromethane	<1.0	1.0
106-93-4	1,2-Dibromoethane	<1.0	1.0
74-95-3	Dibromomethane	<1.0	1.0
110-57-6	trans-1,4-Dichloro-2-butene	<1.0	1.0
95-50-1	1,2-Dichlorobenzene	<1.0	1.0
541-73-1	1,3-Dichlorobenzene	<1.0	1.0
106-46-7	1,4-Dichlorobenzene	<1.0	1.0
75-71-8	Dichlorodifluoromethane	<5.0	5.0
75-34-3	1,1-Dichloroethane	<1.0	1.0
107-06-2	1,2-Dichloroethane	<1.0	1.0
75-35-4	1,1-Dichloroethene	<1.0	1.0
156-59-2	cis-1,2-Dichloroethene	<1.0	1.0
156-60-5	trans-1,2-Dichloroethene	<1.0	1.0

Continued on next page

This report shall not be reproduced, except in full, without written authorization of TriMatrix Laboratories, Inc.
Individual sample results relate only to the sample tested.

5560 Corporate Exchange Court SE ♦ Grand Rapids, MI 49512 ♦ 616.975.4500 ♦ Fax 616.942.7463 ♦ www.trimatrixlabs.com

US EPA ARCHIVE DOCUMENT

TRIMATRIX LABORATORIES

ANALYTICAL REPORT

Client:	**TRC Companies. - Ann Arbor Office**	Work Order:	**1204149**
Project:	Tecumseh Products	Description:	Laboratory Services
Client Sample ID:	**MW-29d**	Sampled:	04/05/12 07:29
Lab Sample ID:	**1204149-21**	Sampled By:	J. Jasso
Matrix:	Water	Received:	04/06/12 15:00
Unit:	ug/L	Prepared:	04/13/12 By: DLV
Dilution Factor:	1	Analyzed:	04/14/12 By: DLV
QC Batch:	1204677	Analytical Batch:	2D16028

Volatile Organic Compounds by EPA Method 8260B (Continued)

CAS Number	Analyte	Analytical Result	RL
78-87-5	1,2-Dichloropropane	<1.0	1.0
10061-01-5	cis-1,3-Dichloropropene	<1.0	1.0
10061-02-6	trans-1,3-Dichloropropene	<1.0	1.0
100-41-4	Ethylbenzene	<1.0	1.0
60-29-7	Ethyl Ether	<5.0	5.0
591-78-6	2-Hexanone	<5.0	5.0
74-88-4	Iodomethane	<1.0	1.0
98-82-8	Isopropylbenzene	<1.0	1.0
99-87-6	4-Isopropyltoluene	<5.0	5.0
1634-04-4	Methyl tert-Butyl Ether	<5.0	5.0
75-09-2	Methylene Chloride	<5.0	5.0
78-93-3	2-Butanone (MEK)	<5.0	5.0
91-57-6	2-Methylnaphthalene	<5.0	5.0
108-10-1	4-Methyl-2-pentanone (MIBK)	<5.0	5.0
91-20-3	Naphthalene	<5.0	5.0
103-65-1	n-Propylbenzene	<1.0	1.0
100-42-5	Styrene	<1.0	1.0
630-20-6	1,1,1,2-Tetrachloroethane	<1.0	1.0
79-34-5	1,1,2,2-Tetrachloroethane	<1.0	1.0
127-18-4	Tetrachloroethene	<1.0	1.0
109-99-9	Tetrahydrofuran	<5.0	5.0
108-88-3	Toluene	<1.0	1.0
87-61-6	1,2,3-Trichlorobenzene	<5.0	5.0
120-82-1	1,2,4-Trichlorobenzene	<5.0	5.0
71-55-6	1,1,1-Trichloroethane	<1.0	1.0
79-00-5	1,1,2-Trichloroethane	<1.0	1.0
79-01-6	Trichloroethene	<1.0	1.0
75-69-4	Trichlorofluoromethane	<1.0	1.0
96-18-4	1,2,3-Trichloropropane	<1.0	1.0
95-63-6	1,2,4-Trimethylbenzene	<1.0	1.0
108-67-8	1,3,5-Trimethylbenzene	<1.0	1.0

Continued on next page

This report shall not be reproduced, except in full, without written authorization of TriMatrix Laboratories, Inc.
Individual sample results relate only to the sample tested.

5560 Corporate Exchange Court SE ♦ Grand Rapids, MI 49512 ♦ 616.975.4500 ♦ Fax 616.942.7463 ♦ www.trimatrixlabs.com

US EPA ARCHIVE DOCUMENT

TRIMATRIX LABORATORIES

ANALYTICAL REPORT

Client:	**TRC Companies. - Ann Arbor Office**	Work Order:	**1204149**
Project:	Tecumseh Products	Description:	Laboratory Services
Client Sample ID:	**MW-29d**	Sampled:	04/05/12 07:29
Lab Sample ID:	**1204149-21**	Sampled By:	J. Jasso
Matrix:	Water	Received:	04/06/12 15:00
Unit:	ug/L	Prepared:	04/13/12 By: DLV
Dilution Factor:	1	Analyzed:	04/14/12 By: DLV
QC Batch:	1204677	Analytical Batch:	2D16028

Volatile Organic Compounds by EPA Method 8260B (Continued)

CAS Number	Analyte	Analytical Result	RL
75-01-4	Vinyl Chloride	<1.0	1.0
179601-23-1	Xylene, Meta + Para	<2.0	2.0
95-47-6	Xylene, Ortho	<1.0	1.0

Surrogates:	***% Recovery***	***Control Limits***
Dibromofluoromethane	*100*	*85-118*
1,2-Dichloroethane-d4	*101*	*87-122*
Toluene-d8	*98*	*85-113*
4-Bromofluorobenzene	*98*	*82-110*

US EPA ARCHIVE DOCUMENT

This report shall not be reproduced, except in full, without written authorization of TriMatrix Laboratories, Inc.
Individual sample results relate only to the sample tested.
5560 Corporate Exchange Court SE ♦ Grand Rapids, MI 49512 ♦ 616.975.4500 ♦ Fax 616.942.7463 ♦ www.trimatrixlabs.com

TRIMATRIX LABORATORIES

ANALYTICAL REPORT

Client:	**TRC Companies. - Ann Arbor Office**	Work Order:	**1204149**
Project:	Tecumseh Products	Description:	Laboratory Services
Client Sample ID:	**MW-28s**	Sampled:	04/05/12 08:23
Lab Sample ID:	**1204149-22**	Sampled By:	J. Jasso
Matrix:	Water	Received:	04/06/12 15:00
Unit:	ug/L	Prepared:	04/13/12 By: DLV
Dilution Factor:	1	Analyzed:	04/14/12 By: DLV
QC Batch:	1204677	Analytical Batch:	2D16028

Volatile Organic Compounds by EPA Method 8260B

CAS Number	Analyte	Analytical Result	RL
67-64-1	Acetone	<20	20
107-13-1	Acrylonitrile	<2.0	2.0
71-43-2	Benzene	<1.0	1.0
108-86-1	Bromobenzene	<1.0	1.0
74-97-5	Bromochloromethane	<1.0	1.0
75-27-4	Bromodichloromethane	<1.0	1.0
75-25-2	Bromoform	<1.0	1.0
74-83-9	Bromomethane	<5.0	5.0
104-51-8	n-Butylbenzene	<1.0	1.0
135-98-8	sec-Butylbenzene	<1.0	1.0
98-06-6	tert-Butylbenzene	<1.0	1.0
75-15-0	Carbon Disulfide	<1.0	1.0
56-23-5	Carbon Tetrachloride	<1.0	1.0
108-90-7	Chlorobenzene	<1.0	1.0
75-00-3	Chloroethane	<5.0	5.0
67-66-3	Chloroform	<1.0	1.0
74-87-3	Chloromethane	<5.0	5.0
96-12-8	1,2-Dibromo-3-chloropropane	<5.0	5.0
124-48-1	Dibromochloromethane	<1.0	1.0
106-93-4	1,2-Dibromoethane	<1.0	1.0
74-95-3	Dibromomethane	<1.0	1.0
110-57-6	trans-1,4-Dichloro-2-butene	<1.0	1.0
95-50-1	1,2-Dichlorobenzene	<1.0	1.0
541-73-1	1,3-Dichlorobenzene	<1.0	1.0
106-46-7	1,4-Dichlorobenzene	<1.0	1.0
75-71-8	Dichlorodifluoromethane	<5.0	5.0
75-34-3	1,1-Dichloroethane	<1.0	1.0
107-06-2	1,2-Dichloroethane	<1.0	1.0
75-35-4	1,1-Dichloroethene	<1.0	1.0
156-59-2	cis-1,2-Dichloroethene	<1.0	1.0
156-60-5	trans-1,2-Dichloroethene	<1.0	1.0

Continued on next page

This report shall not be reproduced, except in full, without written authorization of TriMatrix Laboratories, Inc.
Individual sample results relate only to the sample tested.

5560 Corporate Exchange Court SE ♦ Grand Rapids, MI 49512 ♦ 616.975.4500 ♦ Fax 616.942.7463 ♦ www.trimatrixlabs.com

US EPA ARCHIVE DOCUMENT

TRIMATRIX LABORATORIES

ANALYTICAL REPORT

Client:	**TRC Companies. - Ann Arbor Office**	Work Order:	**1204149**
Project:	Tecumseh Products	Description:	Laboratory Services
Client Sample ID:	**MW-28s**	Sampled:	04/05/12 08:23
Lab Sample ID:	**1204149-22**	Sampled By:	J. Jasso
Matrix:	Water	Received:	04/06/12 15:00
Unit:	ug/L	Prepared:	04/13/12 By: DLV
Dilution Factor:	1	Analyzed:	04/14/12 By: DLV
QC Batch:	1204677	Analytical Batch:	2D16028

Volatile Organic Compounds by EPA Method 8260B (Continued)

CAS Number	Analyte	Analytical Result	RL
78-87-5	1,2-Dichloropropane	<1.0	1.0
10061-01-5	cis-1,3-Dichloropropene	<1.0	1.0
10061-02-6	trans-1,3-Dichloropropene	<1.0	1.0
100-41-4	Ethylbenzene	<1.0	1.0
60-29-7	Ethyl Ether	<5.0	5.0
591-78-6	2-Hexanone	<5.0	5.0
74-88-4	Iodomethane	<1.0	1.0
98-82-8	Isopropylbenzene	<1.0	1.0
99-87-6	4-Isopropyltoluene	<5.0	5.0
1634-04-4	Methyl tert-Butyl Ether	<5.0	5.0
75-09-2	Methylene Chloride	<5.0	5.0
78-93-3	2-Butanone (MEK)	<5.0	5.0
91-57-6	2-Methylnaphthalene	<5.0	5.0
108-10-1	4-Methyl-2-pentanone (MIBK)	<5.0	5.0
91-20-3	Naphthalene	<5.0	5.0
103-65-1	n-Propylbenzene	<1.0	1.0
100-42-5	Styrene	<1.0	1.0
630-20-6	1,1,1,2-Tetrachloroethane	<1.0	1.0
79-34-5	1,1,2,2-Tetrachloroethane	<1.0	1.0
127-18-4	Tetrachloroethene	<1.0	1.0
109-99-9	Tetrahydrofuran	<5.0	5.0
108-88-3	Toluene	<1.0	1.0
87-61-6	1,2,3-Trichlorobenzene	<5.0	5.0
120-82-1	1,2,4-Trichlorobenzene	<5.0	5.0
71-55-6	1,1,1-Trichloroethane	<1.0	1.0
79-00-5	1,1,2-Trichloroethane	<1.0	1.0
79-01-6	Trichloroethene	<1.0	1.0
75-69-4	Trichlorofluoromethane	<1.0	1.0
96-18-4	1,2,3-Trichloropropane	<1.0	1.0
95-63-6	1,2,4-Trimethylbenzene	<1.0	1.0
108-67-8	1,3,5-Trimethylbenzene	<1.0	1.0

Continued on next page

This report shall not be reproduced, except in full, without written authorization of TriMatrix Laboratories, Inc.
Individual sample results relate only to the sample tested.

5560 Corporate Exchange Court SE ♦ Grand Rapids, MI 49512 ♦ 616.975.4500 ♦ Fax 616.942.7463 ♦ www.trimatrixlabs.com

US EPA ARCHIVE DOCUMENT

TRIMATRIX LABORATORIES

ANALYTICAL REPORT

Client:	**TRC Companies. - Ann Arbor Office**	Work Order:	**1204149**
Project:	Tecumseh Products	Description:	Laboratory Services
Client Sample ID:	**MW-28s**	Sampled:	04/05/12 08:23
Lab Sample ID:	**1204149-22**	Sampled By:	J. Jasso
Matrix:	Water	Received:	04/06/12 15:00
Unit:	ug/L	Prepared:	04/13/12 By: DLV
Dilution Factor:	1	Analyzed:	04/14/12 By: DLV
QC Batch:	1204677	Analytical Batch:	2D16028

Volatile Organic Compounds by EPA Method 8260B (Continued)

CAS Number	Analyte	Analytical Result	RL
75-01-4	Vinyl Chloride	<1.0	1.0
179601-23-1	Xylene, Meta + Para	<2.0	2.0
95-47-6	Xylene, Ortho	<1.0	1.0

Surrogates:	***% Recovery***	***Control Limits***
Dibromofluoromethane	*101*	*85-118*
1,2-Dichloroethane-d4	*100*	*87-122*
Toluene-d8	*98*	*85-113*
4-Bromofluorobenzene	*97*	*82-110*

US EPA ARCHIVE DOCUMENT

This report shall not be reproduced, except in full, without written authorization of TriMatrix Laboratories, Inc.
Individual sample results relate only to the sample tested.
5560 Corporate Exchange Court SE ♦ Grand Rapids, MI 49512 ♦ 616.975.4500 ♦ Fax 616.942.7463 ♦ www.trimatrixlabs.com

TRIMATRIX LABORATORIES

ANALYTICAL REPORT

Client:	**TRC Companies. - Ann Arbor Office**	Work Order:	**1204149**
Project:	Tecumseh Products	Description:	Laboratory Services
Client Sample ID:	**MW-28d**	Sampled:	04/05/12 09:15
Lab Sample ID:	**1204149-23**	Sampled By:	J. Jasso
Matrix:	Water	Received:	04/06/12 15:00
Unit:	ug/L	Prepared:	04/13/12 By: DLV
Dilution Factor:	1	Analyzed:	04/14/12 By: DLV
QC Batch:	1204677	Analytical Batch:	2D16028

Volatile Organic Compounds by EPA Method 8260B

CAS Number	Analyte	Analytical Result	RL
67-64-1	Acetone	<20	20
107-13-1	Acrylonitrile	<2.0	2.0
71-43-2	Benzene	<1.0	1.0
108-86-1	Bromobenzene	<1.0	1.0
74-97-5	Bromochloromethane	<1.0	1.0
75-27-4	Bromodichloromethane	<1.0	1.0
75-25-2	Bromoform	<1.0	1.0
74-83-9	Bromomethane	<5.0	5.0
104-51-8	n-Butylbenzene	<1.0	1.0
135-98-8	sec-Butylbenzene	<1.0	1.0
98-06-6	tert-Butylbenzene	<1.0	1.0
75-15-0	Carbon Disulfide	<1.0	1.0
56-23-5	Carbon Tetrachloride	<1.0	1.0
108-90-7	Chlorobenzene	<1.0	1.0
75-00-3	Chloroethane	<5.0	5.0
67-66-3	Chloroform	<1.0	1.0
74-87-3	Chloromethane	<5.0	5.0
96-12-8	1,2-Dibromo-3-chloropropane	<5.0	5.0
124-48-1	Dibromochloromethane	<1.0	1.0
106-93-4	1,2-Dibromoethane	<1.0	1.0
74-95-3	Dibromomethane	<1.0	1.0
110-57-6	trans-1,4-Dichloro-2-butene	<1.0	1.0
95-50-1	1,2-Dichlorobenzene	<1.0	1.0
541-73-1	1,3-Dichlorobenzene	<1.0	1.0
106-46-7	1,4-Dichlorobenzene	<1.0	1.0
75-71-8	Dichlorodifluoromethane	<5.0	5.0
75-34-3	1,1-Dichloroethane	<1.0	1.0
107-06-2	1,2-Dichloroethane	<1.0	1.0
75-35-4	1,1-Dichloroethene	<1.0	1.0
156-59-2	cis-1,2-Dichloroethene	<1.0	1.0
156-60-5	trans-1,2-Dichloroethene	<1.0	1.0

Continued on next page

This report shall not be reproduced, except in full, without written authorization of TriMatrix Laboratories, Inc.
Individual sample results relate only to the sample tested.

5560 Corporate Exchange Court SE ♦ Grand Rapids, MI 49512 ♦ 616.975.4500 ♦ Fax 616.942.7463 ♦ www.trimatrixlabs.com

US EPA ARCHIVE DOCUMENT

TRIMATRIX LABORATORIES

ANALYTICAL REPORT

Client:	**TRC Companies. - Ann Arbor Office**	Work Order:	**1204149**
Project:	Tecumseh Products	Description:	Laboratory Services
Client Sample ID:	**MW-28d**	Sampled:	04/05/12 09:15
Lab Sample ID:	**1204149-23**	Sampled By:	J. Jasso
Matrix:	Water	Received:	04/06/12 15:00
Unit:	ug/L	Prepared:	04/13/12 By: DLV
Dilution Factor:	1	Analyzed:	04/14/12 By: DLV
QC Batch:	1204677	Analytical Batch:	2D16028

Volatile Organic Compounds by EPA Method 8260B (Continued)

CAS Number	Analyte	Analytical Result	RL
78-87-5	1,2-Dichloropropane	<1.0	1.0
10061-01-5	cis-1,3-Dichloropropene	<1.0	1.0
10061-02-6	trans-1,3-Dichloropropene	<1.0	1.0
100-41-4	Ethylbenzene	<1.0	1.0
60-29-7	Ethyl Ether	<5.0	5.0
591-78-6	2-Hexanone	<5.0	5.0
74-88-4	Iodomethane	<1.0	1.0
98-82-8	Isopropylbenzene	<1.0	1.0
99-87-6	4-Isopropyltoluene	<5.0	5.0
1634-04-4	Methyl tert-Butyl Ether	<5.0	5.0
75-09-2	Methylene Chloride	<5.0	5.0
78-93-3	2-Butanone (MEK)	<5.0	5.0
91-57-6	2-Methylnaphthalene	<5.0	5.0
108-10-1	4-Methyl-2-pentanone (MIBK)	<5.0	5.0
91-20-3	Naphthalene	<5.0	5.0
103-65-1	n-Propylbenzene	<1.0	1.0
100-42-5	Styrene	<1.0	1.0
630-20-6	1,1,1,2-Tetrachloroethane	<1.0	1.0
79-34-5	1,1,2,2-Tetrachloroethane	<1.0	1.0
127-18-4	Tetrachloroethene	<1.0	1.0
109-99-9	Tetrahydrofuran	<5.0	5.0
108-88-3	Toluene	<1.0	1.0
87-61-6	1,2,3-Trichlorobenzene	<5.0	5.0
120-82-1	1,2,4-Trichlorobenzene	<5.0	5.0
71-55-6	1,1,1-Trichloroethane	<1.0	1.0
79-00-5	1,1,2-Trichloroethane	<1.0	1.0
79-01-6	Trichloroethene	<1.0	1.0
75-69-4	Trichlorofluoromethane	<1.0	1.0
96-18-4	1,2,3-Trichloropropane	<1.0	1.0
95-63-6	1,2,4-Trimethylbenzene	<1.0	1.0
108-67-8	1,3,5-Trimethylbenzene	<1.0	1.0

Continued on next page

This report shall not be reproduced, except in full, without written authorization of TriMatrix Laboratories, Inc.
Individual sample results relate only to the sample tested.

5560 Corporate Exchange Court SE ♦ Grand Rapids, MI 49512 ♦ 616.975.4500 ♦ Fax 616.942.7463 ♦ www.trimatrixlabs.com

US EPA ARCHIVE DOCUMENT

TRIMATRIX LABORATORIES

ANALYTICAL REPORT

Client:	**TRC Companies. - Ann Arbor Office**	Work Order:	**1204149**
Project:	Tecumseh Products	Description:	Laboratory Services
Client Sample ID:	**MW-28d**	Sampled:	04/05/12 09:15
Lab Sample ID:	**1204149-23**	Sampled By:	J. Jasso
Matrix:	Water	Received:	04/06/12 15:00
Unit:	ug/L	Prepared:	04/13/12 By: DLV
Dilution Factor:	1	Analyzed:	04/14/12 By: DLV
QC Batch:	1204677	Analytical Batch:	2D16028

Volatile Organic Compounds by EPA Method 8260B (Continued)

CAS Number	Analyte	Analytical Result	RL
75-01-4	Vinyl Chloride	<1.0	1.0
179601-23-1	Xylene, Meta + Para	<2.0	2.0
95-47-6	Xylene, Ortho	<1.0	1.0

Surrogates:	*% Recovery*	*Control Limits*
Dibromofluoromethane	*101*	*85-118*
1,2-Dichloroethane-d4	*101*	*87-122*
Toluene-d8	*99*	*85-113*
4-Bromofluorobenzene	*97*	*82-110*

This report shall not be reproduced, except in full, without written authorization of TriMatrix Laboratories, Inc.
Individual sample results relate only to the sample tested.

5560 Corporate Exchange Court SE ♦ Grand Rapids, MI 49512 ♦ 616.975.4500 ♦ Fax 616.942.7463 ♦ www.trimatrixlabs.com

US EPA ARCHIVE DOCUMENT

TRIMATRIX LABORATORIES

ANALYTICAL REPORT

Client:	**TRC Companies. - Ann Arbor Office**	Work Order:	**1204149**
Project:	Tecumseh Products	Description:	Laboratory Services
Client Sample ID:	**MW-12s**	Sampled:	04/05/12 10:11
Lab Sample ID:	**1204149-24**	Sampled By:	J. Jasso
Matrix:	Water	Received:	04/06/12 15:00
Unit:	ug/L	Prepared:	04/13/12 By: DLV
Dilution Factor:	1	Analyzed:	04/14/12 By: DLV
QC Batch:	1204677	Analytical Batch:	2D16028

Volatile Organic Compounds by EPA Method 8260B

CAS Number	Analyte	Analytical Result	RL
67-64-1	Acetone	<20	20
107-13-1	Acrylonitrile	<2.0	2.0
71-43-2	Benzene	<1.0	1.0
108-86-1	Bromobenzene	<1.0	1.0
74-97-5	Bromochloromethane	<1.0	1.0
75-27-4	Bromodichloromethane	<1.0	1.0
75-25-2	Bromoform	<1.0	1.0
74-83-9	Bromomethane	<5.0	5.0
104-51-8	n-Butylbenzene	<1.0	1.0
135-98-8	sec-Butylbenzene	<1.0	1.0
98-06-6	tert-Butylbenzene	<1.0	1.0
75-15-0	Carbon Disulfide	<1.0	1.0
56-23-5	Carbon Tetrachloride	<1.0	1.0
108-90-7	Chlorobenzene	<1.0	1.0
75-00-3	Chloroethane	<5.0	5.0
67-66-3	Chloroform	<1.0	1.0
74-87-3	Chloromethane	<5.0	5.0
96-12-8	1,2-Dibromo-3-chloropropane	<5.0	5.0
124-48-1	Dibromochloromethane	<1.0	1.0
106-93-4	1,2-Dibromoethane	<1.0	1.0
74-95-3	Dibromomethane	<1.0	1.0
110-57-6	trans-1,4-Dichloro-2-butene	<1.0	1.0
95-50-1	1,2-Dichlorobenzene	<1.0	1.0
541-73-1	1,3-Dichlorobenzene	<1.0	1.0
106-46-7	1,4-Dichlorobenzene	<1.0	1.0
75-71-8	Dichlorodifluoromethane	<5.0	5.0
75-34-3	1,1-Dichloroethane	<1.0	1.0
107-06-2	1,2-Dichloroethane	<1.0	1.0
75-35-4	1,1-Dichloroethene	<1.0	1.0
156-59-2	cis-1,2-Dichloroethene	<1.0	1.0
156-60-5	trans-1,2-Dichloroethene	<1.0	1.0

Continued on next page

This report shall not be reproduced, except in full, without written authorization of TriMatrix Laboratories, Inc.
Individual sample results relate only to the sample tested.
5560 Corporate Exchange Court SE ♦ Grand Rapids, MI 49512 ♦ 616.975.4500 ♦ Fax 616.942.7463 ♦ www.trimatrixlabs.com

US EPA ARCHIVE DOCUMENT

TRIMATRIX LABORATORIES

ANALYTICAL REPORT

Client:	**TRC Companies. - Ann Arbor Office**	Work Order:	**1204149**
Project:	Tecumseh Products	Description:	Laboratory Services
Client Sample ID:	**MW-12s**	Sampled:	04/05/12 10:11
Lab Sample ID:	**1204149-24**	Sampled By:	J. Jasso
Matrix:	Water	Received:	04/06/12 15:00
Unit:	ug/L	Prepared:	04/13/12 By: DLV
Dilution Factor:	1	Analyzed:	04/14/12 By: DLV
QC Batch:	1204677	Analytical Batch:	2D16028

Volatile Organic Compounds by EPA Method 8260B (Continued)

CAS Number	Analyte	Analytical Result	RL
78-87-5	1,2-Dichloropropane	<1.0	1.0
10061-01-5	cis-1,3-Dichloropropene	<1.0	1.0
10061-02-6	trans-1,3-Dichloropropene	<1.0	1.0
100-41-4	Ethylbenzene	<1.0	1.0
60-29-7	Ethyl Ether	<5.0	5.0
591-78-6	2-Hexanone	<5.0	5.0
74-88-4	Iodomethane	<1.0	1.0
98-82-8	Isopropylbenzene	<1.0	1.0
99-87-6	4-Isopropyltoluene	<5.0	5.0
1634-04-4	Methyl tert-Butyl Ether	<5.0	5.0
75-09-2	Methylene Chloride	<5.0	5.0
78-93-3	2-Butanone (MEK)	<5.0	5.0
91-57-6	2-Methylnaphthalene	<5.0	5.0
108-10-1	4-Methyl-2-pentanone (MIBK)	<5.0	5.0
91-20-3	Naphthalene	<5.0	5.0
103-65-1	n-Propylbenzene	<1.0	1.0
100-42-5	Styrene	<1.0	1.0
630-20-6	1,1,1,2-Tetrachloroethane	<1.0	1.0
79-34-5	1,1,2,2-Tetrachloroethane	<1.0	1.0
127-18-4	Tetrachloroethene	**1.2**	1.0
109-99-9	Tetrahydrofuran	<5.0	5.0
108-88-3	Toluene	<1.0	1.0
87-61-6	1,2,3-Trichlorobenzene	<5.0	5.0
120-82-1	1,2,4-Trichlorobenzene	<5.0	5.0
71-55-6	1,1,1-Trichloroethane	<1.0	1.0
79-00-5	1,1,2-Trichloroethane	<1.0	1.0
79-01-6	Trichloroethene	<1.0	1.0
75-69-4	Trichlorofluoromethane	<1.0	1.0
96-18-4	1,2,3-Trichloropropane	<1.0	1.0
95-63-6	1,2,4-Trimethylbenzene	<1.0	1.0
108-67-8	1,3,5-Trimethylbenzene	<1.0	1.0

Continued on next page

This report shall not be reproduced, except in full, without written authorization of TriMatrix Laboratories, Inc.
Individual sample results relate only to the sample tested.

5560 Corporate Exchange Court SE ♦ Grand Rapids, MI 49512 ♦ 616.975.4500 ♦ Fax 616.942.7463 ♦ www.trimatrixlabs.com

US EPA ARCHIVE DOCUMENT

TRIMATRIX LABORATORIES

ANALYTICAL REPORT

Client:	**TRC Companies. - Ann Arbor Office**	Work Order:	**1204149**
Project:	Tecumseh Products	Description:	Laboratory Services
Client Sample ID:	**MW-12s**	Sampled:	04/05/12 10:11
Lab Sample ID:	**1204149-24**	Sampled By:	J. Jasso
Matrix:	Water	Received:	04/06/12 15:00
Unit:	ug/L	Prepared:	04/13/12 By: DLV
Dilution Factor:	1	Analyzed:	04/14/12 By: DLV
QC Batch:	1204677	Analytical Batch:	2D16028

Volatile Organic Compounds by EPA Method 8260B (Continued)

CAS Number	Analyte	Analytical Result	RL
75-01-4	Vinyl Chloride	<1.0	1.0
179601-23-1	Xylene, Meta + Para	<2.0	2.0
95-47-6	Xylene, Ortho	<1.0	1.0

Surrogates:	***% Recovery***	***Control Limits***
Dibromofluoromethane	*100*	*85-118*
1,2-Dichloroethane-d4	*100*	*87-122*
Toluene-d8	*98*	*85-113*
4-Bromofluorobenzene	*98*	*82-110*

This report shall not be reproduced, except in full, without written authorization of TriMatrix Laboratories, Inc.
Individual sample results relate only to the sample tested.

5560 Corporate Exchange Court SE ♦ Grand Rapids, MI 49512 ♦ 616.975.4500 ♦ Fax 616.942.7463 ♦ www.trimatrixlabs.com

US EPA ARCHIVE DOCUMENT

TRIMATRIX LABORATORIES

ANALYTICAL REPORT

Client:	**TRC Companies. - Ann Arbor Office**	Work Order:	**1204149**
Project:	Tecumseh Products	Description:	Laboratory Services
Client Sample ID:	**MW-12d**	Sampled:	04/05/12 11:24
Lab Sample ID:	**1204149-25**	Sampled By:	J. Jasso
Matrix:	Water	Received:	04/06/12 15:00
Unit:	ug/L	Prepared:	04/13/12 By: DLV
Dilution Factor:	1	Analyzed:	04/14/12 By: DLV
QC Batch:	1204677	Analytical Batch:	2D16028

Volatile Organic Compounds by EPA Method 8260B

CAS Number	Analyte	Analytical Result	RL
67-64-1	Acetone	<20	20
107-13-1	Acrylonitrile	<2.0	2.0
71-43-2	Benzene	<1.0	1.0
108-86-1	Bromobenzene	<1.0	1.0
74-97-5	Bromochloromethane	<1.0	1.0
75-27-4	Bromodichloromethane	<1.0	1.0
75-25-2	Bromoform	<1.0	1.0
74-83-9	Bromomethane	<5.0	5.0
104-51-8	n-Butylbenzene	<1.0	1.0
135-98-8	sec-Butylbenzene	<1.0	1.0
98-06-6	tert-Butylbenzene	<1.0	1.0
75-15-0	Carbon Disulfide	<1.0	1.0
56-23-5	Carbon Tetrachloride	<1.0	1.0
108-90-7	Chlorobenzene	<1.0	1.0
75-00-3	Chloroethane	<5.0	5.0
67-66-3	Chloroform	<1.0	1.0
74-87-3	Chloromethane	<5.0	5.0
96-12-8	1,2-Dibromo-3-chloropropane	<5.0	5.0
124-48-1	Dibromochloromethane	<1.0	1.0
106-93-4	1,2-Dibromoethane	<1.0	1.0
74-95-3	Dibromomethane	<1.0	1.0
110-57-6	trans-1,4-Dichloro-2-butene	<1.0	1.0
95-50-1	1,2-Dichlorobenzene	<1.0	1.0
541-73-1	1,3-Dichlorobenzene	<1.0	1.0
106-46-7	1,4-Dichlorobenzene	<1.0	1.0
75-71-8	Dichlorodifluoromethane	<5.0	5.0
75-34-3	1,1-Dichloroethane	<1.0	1.0
107-06-2	1,2-Dichloroethane	<1.0	1.0
75-35-4	1,1-Dichloroethene	<1.0	1.0
156-59-2	cis-1,2-Dichloroethene	<1.0	1.0
156-60-5	trans-1,2-Dichloroethene	<1.0	1.0

Continued on next page

This report shall not be reproduced, except in full, without written authorization of TriMatrix Laboratories, Inc.
Individual sample results relate only to the sample tested.

5560 Corporate Exchange Court SE ♦ Grand Rapids, MI 49512 ♦ 616.975.4500 ♦ Fax 616.942.7463 ♦ www.trimatrixlabs.com

US EPA ARCHIVE DOCUMENT

TRIMATRIX LABORATORIES

ANALYTICAL REPORT

Client:	**TRC Companies. - Ann Arbor Office**	Work Order:	**1204149**
Project:	Tecumseh Products	Description:	Laboratory Services
Client Sample ID:	**MW-12d**	Sampled:	04/05/12 11:24
Lab Sample ID:	**1204149-25**	Sampled By:	J. Jasso
Matrix:	Water	Received:	04/06/12 15:00
Unit:	ug/L	Prepared:	04/13/12 By: DLV
Dilution Factor:	1	Analyzed:	04/14/12 By: DLV
QC Batch:	1204677	Analytical Batch:	2D16028

Volatile Organic Compounds by EPA Method 8260B (Continued)

CAS Number	Analyte	Analytical Result	RL
78-87-5	1,2-Dichloropropane	<1.0	1.0
10061-01-5	cis-1,3-Dichloropropene	<1.0	1.0
10061-02-6	trans-1,3-Dichloropropene	<1.0	1.0
100-41-4	Ethylbenzene	<1.0	1.0
60-29-7	Ethyl Ether	<5.0	5.0
591-78-6	2-Hexanone	<5.0	5.0
74-88-4	Iodomethane	<1.0	1.0
98-82-8	Isopropylbenzene	<1.0	1.0
99-87-6	4-Isopropyltoluene	<5.0	5.0
1634-04-4	Methyl tert-Butyl Ether	<5.0	5.0
75-09-2	Methylene Chloride	<5.0	5.0
78-93-3	2-Butanone (MEK)	<5.0	5.0
91-57-6	2-Methylnaphthalene	<5.0	5.0
108-10-1	4-Methyl-2-pentanone (MIBK)	<5.0	5.0
91-20-3	Naphthalene	<5.0	5.0
103-65-1	n-Propylbenzene	<1.0	1.0
100-42-5	Styrene	<1.0	1.0
630-20-6	1,1,1,2-Tetrachloroethane	<1.0	1.0
79-34-5	1,1,2,2-Tetrachloroethane	<1.0	1.0
127-18-4	Tetrachloroethene	<1.0	1.0
109-99-9	Tetrahydrofuran	<5.0	5.0
108-88-3	Toluene	<1.0	1.0
87-61-6	1,2,3-Trichlorobenzene	<5.0	5.0
120-82-1	1,2,4-Trichlorobenzene	<5.0	5.0
71-55-6	1,1,1-Trichloroethane	<1.0	1.0
79-00-5	1,1,2-Trichloroethane	<1.0	1.0
79-01-6	Trichloroethene	<1.0	1.0
75-69-4	Trichlorofluoromethane	<1.0	1.0
96-18-4	1,2,3-Trichloropropane	<1.0	1.0
95-63-6	1,2,4-Trimethylbenzene	<1.0	1.0
108-67-8	1,3,5-Trimethylbenzene	<1.0	1.0

Continued on next page

This report shall not be reproduced, except in full, without written authorization of TriMatrix Laboratories, Inc.
Individual sample results relate only to the sample tested.

5560 Corporate Exchange Court SE ♦ Grand Rapids, MI 49512 ♦ 616.975.4500 ♦ Fax 616.942.7463 ♦ www.trimatrixlabs.com

US EPA ARCHIVE DOCUMENT

TRIMATRIX LABORATORIES

ANALYTICAL REPORT

Client:	**TRC Companies. - Ann Arbor Office**	Work Order:	**1204149**
Project:	Tecumseh Products	Description:	Laboratory Services
Client Sample ID:	**MW-12d**	Sampled:	04/05/12 11:24
Lab Sample ID:	**1204149-25**	Sampled By:	J. Jasso
Matrix:	Water	Received:	04/06/12 15:00
Unit:	ug/L	Prepared:	04/13/12 By: DLV
Dilution Factor:	1	Analyzed:	04/14/12 By: DLV
QC Batch:	1204677	Analytical Batch:	2D16028

Volatile Organic Compounds by EPA Method 8260B (Continued)

CAS Number	Analyte	Analytical Result	RL
75-01-4	Vinyl Chloride	<1.0	1.0
179601-23-1	Xylene, Meta + Para	<2.0	2.0
95-47-6	Xylene, Ortho	<1.0	1.0

Surrogates:	***% Recovery***	***Control Limits***
Dibromofluoromethane	*101*	*85-118*
1,2-Dichloroethane-d4	*101*	*87-122*
Toluene-d8	*99*	*85-113*
4-Bromofluorobenzene	*96*	*82-110*

US EPA ARCHIVE DOCUMENT

This report shall not be reproduced, except in full, without written authorization of TriMatrix Laboratories, Inc.
Individual sample results relate only to the sample tested.
5560 Corporate Exchange Court SE ♦ Grand Rapids, MI 49512 ♦ 616.975.4500 ♦ Fax 616.942.7463 ♦ www.trimatrixlabs.com

TRIMATRIX LABORATORIES

ANALYTICAL REPORT

Client:	**TRC Companies. - Ann Arbor Office**	Work Order:	**1204149**
Project:	Tecumseh Products	Description:	Laboratory Services
Client Sample ID:	**Seep**	Sampled:	04/03/12 15:40
Lab Sample ID:	**1204149-26**	Sampled By:	J. Jasso
Matrix:	Water	Received:	04/06/12 15:00
Unit:	ug/L	Prepared:	04/13/12 By: DLV
Dilution Factor:	1	Analyzed:	04/14/12 By: DLV
QC Batch:	1204677	Analytical Batch:	2D16028

Volatile Organic Compounds by EPA Method 8260B

CAS Number	Analyte	Analytical Result	RL
67-64-1	Acetone	<20	20
107-13-1	Acrylonitrile	<2.0	2.0
71-43-2	Benzene	<1.0	1.0
108-86-1	Bromobenzene	<1.0	1.0
74-97-5	Bromochloromethane	<1.0	1.0
75-27-4	Bromodichloromethane	<1.0	1.0
75-25-2	Bromoform	<1.0	1.0
74-83-9	Bromomethane	<5.0	5.0
104-51-8	n-Butylbenzene	<1.0	1.0
135-98-8	sec-Butylbenzene	<1.0	1.0
98-06-6	tert-Butylbenzene	<1.0	1.0
75-15-0	Carbon Disulfide	<1.0	1.0
56-23-5	Carbon Tetrachloride	<1.0	1.0
108-90-7	Chlorobenzene	<1.0	1.0
75-00-3	Chloroethane	<5.0	5.0
67-66-3	Chloroform	<1.0	1.0
74-87-3	Chloromethane	<5.0	5.0
96-12-8	1,2-Dibromo-3-chloropropane	<5.0	5.0
124-48-1	Dibromochloromethane	<1.0	1.0
106-93-4	1,2-Dibromoethane	<1.0	1.0
74-95-3	Dibromomethane	<1.0	1.0
110-57-6	trans-1,4-Dichloro-2-butene	<1.0	1.0
95-50-1	1,2-Dichlorobenzene	<1.0	1.0
541-73-1	1,3-Dichlorobenzene	<1.0	1.0
106-46-7	1,4-Dichlorobenzene	<1.0	1.0
75-71-8	Dichlorodifluoromethane	<5.0	5.0
75-34-3	1,1-Dichloroethane	<1.0	1.0
107-06-2	1,2-Dichloroethane	<1.0	1.0
75-35-4	1,1-Dichloroethene	<1.0	1.0
156-59-2	cis-1,2-Dichloroethene	<1.0	1.0
156-60-5	trans-1,2-Dichloroethene	<1.0	1.0

Continued on next page

This report shall not be reproduced, except in full, without written authorization of TriMatrix Laboratories, Inc.
Individual sample results relate only to the sample tested.
5560 Corporate Exchange Court SE ♦ Grand Rapids, MI 49512 ♦ 616.975.4500 ♦ Fax 616.942.7463 ♦ www.trimatrixlabs.com

US EPA ARCHIVE DOCUMENT

TRIMATRIX LABORATORIES

ANALYTICAL REPORT

Client:	**TRC Companies. - Ann Arbor Office**	Work Order:	**1204149**
Project:	Tecumseh Products	Description:	Laboratory Services
Client Sample ID:	**Seep**	Sampled:	04/03/12 15:40
Lab Sample ID:	**1204149-26**	Sampled By:	J. Jasso
Matrix:	Water	Received:	04/06/12 15:00
Unit:	ug/L	Prepared:	04/13/12 By: DLV
Dilution Factor:	1	Analyzed:	04/14/12 By: DLV
QC Batch:	1204677	Analytical Batch:	2D16028

Volatile Organic Compounds by EPA Method 8260B (Continued)

CAS Number	Analyte	Analytical Result	RL
78-87-5	1,2-Dichloropropane	<1.0	1.0
10061-01-5	cis-1,3-Dichloropropene	<1.0	1.0
10061-02-6	trans-1,3-Dichloropropene	<1.0	1.0
100-41-4	Ethylbenzene	<1.0	1.0
60-29-7	Ethyl Ether	<5.0	5.0
591-78-6	2-Hexanone	<5.0	5.0
74-88-4	Iodomethane	<1.0	1.0
98-82-8	Isopropylbenzene	<1.0	1.0
99-87-6	4-Isopropyltoluene	<5.0	5.0
1634-04-4	Methyl tert-Butyl Ether	<5.0	5.0
75-09-2	Methylene Chloride	<5.0	5.0
78-93-3	2-Butanone (MEK)	<5.0	5.0
91-57-6	2-Methylnaphthalene	<5.0	5.0
108-10-1	4-Methyl-2-pentanone (MIBK)	<5.0	5.0
91-20-3	Naphthalene	<5.0	5.0
103-65-1	n-Propylbenzene	<1.0	1.0
100-42-5	Styrene	<1.0	1.0
630-20-6	1,1,1,2-Tetrachloroethane	<1.0	1.0
79-34-5	1,1,2,2-Tetrachloroethane	<1.0	1.0
127-18-4	Tetrachloroethene	<1.0	1.0
109-99-9	Tetrahydrofuran	<5.0	5.0
108-88-3	Toluene	<1.0	1.0
87-61-6	1,2,3-Trichlorobenzene	<5.0	5.0
120-82-1	1,2,4-Trichlorobenzene	<5.0	5.0
71-55-6	1,1,1-Trichloroethane	<1.0	1.0
79-00-5	1,1,2-Trichloroethane	<1.0	1.0
79-01-6	Trichloroethene	<1.0	1.0
75-69-4	Trichlorofluoromethane	<1.0	1.0
96-18-4	1,2,3-Trichloropropane	<1.0	1.0
95-63-6	1,2,4-Trimethylbenzene	<1.0	1.0
108-67-8	1,3,5-Trimethylbenzene	<1.0	1.0

Continued on next page

This report shall not be reproduced, except in full, without written authorization of TriMatrix Laboratories, Inc.
Individual sample results relate only to the sample tested.

5560 Corporate Exchange Court SE ♦ Grand Rapids, MI 49512 ♦ 616.975.4500 ♦ Fax 616.942.7463 ♦ www.trimatrixlabs.com

US EPA ARCHIVE DOCUMENT

TRIMATRIX LABORATORIES

ANALYTICAL REPORT

Client:	**TRC Companies. - Ann Arbor Office**	Work Order:	**1204149**
Project:	Tecumseh Products	Description:	Laboratory Services
Client Sample ID:	**Seep**	Sampled:	04/03/12 15:40
Lab Sample ID:	**1204149-26**	Sampled By:	J. Jasso
Matrix:	Water	Received:	04/06/12 15:00
Unit:	ug/L	Prepared:	04/13/12 By: DLV
Dilution Factor:	1	Analyzed:	04/14/12 By: DLV
QC Batch:	1204677	Analytical Batch:	2D16028

Volatile Organic Compounds by EPA Method 8260B (Continued)

CAS Number	Analyte	Analytical Result	RL
75-01-4	Vinyl Chloride	<1.0	1.0
179601-23-1	Xylene, Meta + Para	<2.0	2.0
95-47-6	Xylene, Ortho	<1.0	1.0

Surrogates:	***% Recovery***	***Control Limits***
Dibromofluoromethane	*99*	*85-118*
1,2-Dichloroethane-d4	*100*	*87-122*
Toluene-d8	*98*	*85-113*
4-Bromofluorobenzene	*97*	*82-110*

This report shall not be reproduced, except in full, without written authorization of TriMatrix Laboratories, Inc.
Individual sample results relate only to the sample tested.

5560 Corporate Exchange Court SE ♦ Grand Rapids, MI 49512 ♦ 616.975.4500 ♦ Fax 616.942.7463 ♦ www.trimatrixlabs.com

US EPA ARCHIVE DOCUMENT

TRIMATRIX LABORATORIES

ANALYTICAL REPORT

Client:	**TRC Companies. - Ann Arbor Office**	Work Order:	**1204228**
Project:	Tecumseh Products	Description:	Laboratory Services
Client Sample ID:	**TB-05**	Sampled:	04/09/12 00:00
Lab Sample ID:	**1204228-01**	Sampled By:	TML
Matrix:	Water	Received:	04/11/12 17:50
Unit:	ug/L	Prepared:	04/17/12 By: DLV
Dilution Factor:	1	Analyzed:	04/17/12 By: DLV
QC Batch:	1204787	Analytical Batch:	2D18004

Volatile Organic Compounds by EPA Method 8260B

CAS Number	Analyte	Analytical Result	RL
67-64-1	Acetone	<20	20
107-13-1	Acrylonitrile	<2.0	2.0
71-43-2	Benzene	<1.0	1.0
108-86-1	Bromobenzene	<1.0	1.0
74-97-5	Bromochloromethane	<1.0	1.0
75-27-4	Bromodichloromethane	<1.0	1.0
75-25-2	Bromoform	<1.0	1.0
74-83-9	Bromomethane	<5.0	5.0
104-51-8	n-Butylbenzene	<1.0	1.0
135-98-8	sec-Butylbenzene	<1.0	1.0
98-06-6	tert-Butylbenzene	<1.0	1.0
75-15-0	Carbon Disulfide	<1.0	1.0
56-23-5	Carbon Tetrachloride	<1.0	1.0
108-90-7	Chlorobenzene	<1.0	1.0
75-00-3	Chloroethane	<5.0	5.0
67-66-3	Chloroform	<1.0	1.0
74-87-3	Chloromethane	<5.0	5.0
96-12-8	1,2-Dibromo-3-chloropropane	<5.0	5.0
124-48-1	Dibromochloromethane	<1.0	1.0
106-93-4	1,2-Dibromoethane	<1.0	1.0
74-95-3	Dibromomethane	<1.0	1.0
110-57-6	trans-1,4-Dichloro-2-butene	<1.0	1.0
95-50-1	1,2-Dichlorobenzene	<1.0	1.0
541-73-1	1,3-Dichlorobenzene	<1.0	1.0
106-46-7	1,4-Dichlorobenzene	<1.0	1.0
75-71-8	Dichlorodifluoromethane	<5.0	5.0
75-34-3	1,1-Dichloroethane	<1.0	1.0
107-06-2	1,2-Dichloroethane	<1.0	1.0
75-35-4	1,1-Dichloroethene	<1.0	1.0
156-59-2	cis-1,2-Dichloroethene	<1.0	1.0
156-60-5	trans-1,2-Dichloroethene	<1.0	1.0

Continued on next page

This report shall not be reproduced, except in full, without written authorization of TriMatrix Laboratories, Inc.
Individual sample results relate only to the sample tested.

5560 Corporate Exchange Court SE ♦ Grand Rapids, MI 49512 ♦ 616.975.4500 ♦ Fax 616.942.7463 ♦ www.trimatrixlabs.com

US EPA ARCHIVE DOCUMENT

TRIMATRIX LABORATORIES

ANALYTICAL REPORT

Client:	**TRC Companies. - Ann Arbor Office**	Work Order:	**1204228**
Project:	Tecumseh Products	Description:	Laboratory Services
Client Sample ID:	**TB-05**	Sampled:	04/09/12 00:00
Lab Sample ID:	**1204228-01**	Sampled By:	TML
Matrix:	Water	Received:	04/11/12 17:50
Unit:	ug/L	Prepared:	04/17/12 By: DLV
Dilution Factor:	1	Analyzed:	04/17/12 By: DLV
QC Batch:	1204787	Analytical Batch:	2D18004

Volatile Organic Compounds by EPA Method 8260B (Continued)

CAS Number	Analyte	Analytical Result	RL
78-87-5	1,2-Dichloropropane	<1.0	1.0
10061-01-5	cis-1,3-Dichloropropene	<1.0	1.0
10061-02-6	trans-1,3-Dichloropropene	<1.0	1.0
100-41-4	Ethylbenzene	<1.0	1.0
60-29-7	Ethyl Ether	<5.0	5.0
591-78-6	2-Hexanone	<5.0	5.0
74-88-4	Iodomethane	<1.0	1.0
98-82-8	Isopropylbenzene	<1.0	1.0
99-87-6	4-Isopropyltoluene	<5.0	5.0
1634-04-4	Methyl tert-Butyl Ether	<5.0	5.0
75-09-2	Methylene Chloride	<5.0	5.0
78-93-3	2-Butanone (MEK)	<5.0	5.0
91-57-6	2-Methylnaphthalene	<5.0	5.0
108-10-1	4-Methyl-2-pentanone (MIBK)	<5.0	5.0
91-20-3	Naphthalene	<5.0	5.0
103-65-1	n-Propylbenzene	<1.0	1.0
100-42-5	Styrene	<1.0	1.0
630-20-6	1,1,1,2-Tetrachloroethane	<1.0	1.0
79-34-5	1,1,2,2-Tetrachloroethane	<1.0	1.0
127-18-4	Tetrachloroethene	<1.0	1.0
109-99-9	Tetrahydrofuran	<5.0	5.0
108-88-3	Toluene	<1.0	1.0
87-61-6	1,2,3-Trichlorobenzene	<5.0	5.0
120-82-1	1,2,4-Trichlorobenzene	<5.0	5.0
71-55-6	1,1,1-Trichloroethane	<1.0	1.0
79-00-5	1,1,2-Trichloroethane	<1.0	1.0
79-01-6	Trichloroethene	<1.0	1.0
75-69-4	Trichlorofluoromethane	<1.0	1.0
96-18-4	1,2,3-Trichloropropane	<1.0	1.0
95-63-6	1,2,4-Trimethylbenzene	<1.0	1.0
108-67-8	1,3,5-Trimethylbenzene	<1.0	1.0

Continued on next page

This report shall not be reproduced, except in full, without written authorization of TriMatrix Laboratories, Inc.
Individual sample results relate only to the sample tested.

5560 Corporate Exchange Court SE ♦ Grand Rapids, MI 49512 ♦ 616.975.4500 ♦ Fax 616.942.7463 ♦ www.trimatrixlabs.com

US EPA ARCHIVE DOCUMENT

TRIMATRIX LABORATORIES

ANALYTICAL REPORT

Client:	**TRC Companies. - Ann Arbor Office**	Work Order:	**1204228**
Project:	Tecumseh Products	Description:	Laboratory Services
Client Sample ID:	**TB-05**	Sampled:	04/09/12 00:00
Lab Sample ID:	**1204228-01**	Sampled By:	TML
Matrix:	Water	Received:	04/11/12 17:50
Unit:	ug/L	Prepared:	04/17/12 By: DLV
Dilution Factor:	1	Analyzed:	04/17/12 By: DLV
QC Batch:	1204787	Analytical Batch:	2D18004

Volatile Organic Compounds by EPA Method 8260B (Continued)

CAS Number	Analyte	Analytical Result	RL
75-01-4	Vinyl Chloride	<1.0	1.0
179601-23-1	Xylene, Meta + Para	<2.0	2.0
95-47-6	Xylene, Ortho	<1.0	1.0

Surrogates:	***% Recovery***	***Control Limits***
Dibromofluoromethane	*97*	*85-118*
1,2-Dichloroethane-d4	*103*	*87-122*
Toluene-d8	*96*	*85-113*
4-Bromofluorobenzene	*94*	*82-110*

US EPA ARCHIVE DOCUMENT

This report shall not be reproduced, except in full, without written authorization of TriMatrix Laboratories, Inc.
Individual sample results relate only to the sample tested.
5560 Corporate Exchange Court SE ♦ Grand Rapids, MI 49512 ♦ 616.975.4500 ♦ Fax 616.942.7463 ♦ www.trimatrixlabs.com

TRIMATRIX LABORATORIES

ANALYTICAL REPORT

Client:	**TRC Companies. - Ann Arbor Office**	Work Order:	**1204228**
Project:	Tecumseh Products	Description:	Laboratory Services
Client Sample ID:	**MW-13s**	Sampled:	04/09/12 07:25
Lab Sample ID:	**1204228-02**	Sampled By:	J. Jasso
Matrix:	Water	Received:	04/11/12 17:50
Unit:	ug/L	Prepared:	04/17/12 By: DLV
Dilution Factor:	1	Analyzed:	04/17/12 By: DLV
QC Batch:	1204787	Analytical Batch:	2D18004

Volatile Organic Compounds by EPA Method 8260B

CAS Number	Analyte	Analytical Result	RL
67-64-1	Acetone	<20	20
107-13-1	Acrylonitrile	<2.0	2.0
71-43-2	Benzene	<1.0	1.0
108-86-1	Bromobenzene	<1.0	1.0
74-97-5	Bromochloromethane	<1.0	1.0
75-27-4	Bromodichloromethane	<1.0	1.0
75-25-2	Bromoform	<1.0	1.0
74-83-9	Bromomethane	<5.0	5.0
104-51-8	n-Butylbenzene	<1.0	1.0
135-98-8	sec-Butylbenzene	<1.0	1.0
98-06-6	tert-Butylbenzene	<1.0	1.0
75-15-0	Carbon Disulfide	<1.0	1.0
56-23-5	Carbon Tetrachloride	<1.0	1.0
108-90-7	Chlorobenzene	<1.0	1.0
75-00-3	Chloroethane	<5.0	5.0
67-66-3	Chloroform	<1.0	1.0
74-87-3	Chloromethane	<5.0	5.0
96-12-8	1,2-Dibromo-3-chloropropane	<5.0	5.0
124-48-1	Dibromochloromethane	<1.0	1.0
106-93-4	1,2-Dibromoethane	<1.0	1.0
74-95-3	Dibromomethane	<1.0	1.0
110-57-6	trans-1,4-Dichloro-2-butene	<1.0	1.0
95-50-1	1,2-Dichlorobenzene	<1.0	1.0
541-73-1	1,3-Dichlorobenzene	<1.0	1.0
106-46-7	1,4-Dichlorobenzene	<1.0	1.0
75-71-8	Dichlorodifluoromethane	<5.0	5.0
75-34-3	1,1-Dichloroethane	<1.0	1.0
107-06-2	1,2-Dichloroethane	<1.0	1.0
75-35-4	1,1-Dichloroethene	<1.0	1.0
156-59-2	cis-1,2-Dichloroethene	<1.0	1.0
156-60-5	trans-1,2-Dichloroethene	<1.0	1.0

Continued on next page

This report shall not be reproduced, except in full, without written authorization of TriMatrix Laboratories, Inc.
Individual sample results relate only to the sample tested.

5560 Corporate Exchange Court SE ♦ Grand Rapids, MI 49512 ♦ 616.975.4500 ♦ Fax 616.942.7463 ♦ www.trimatrixlabs.com

US EPA ARCHIVE DOCUMENT

TRIMATRIX LABORATORIES

ANALYTICAL REPORT

Client:	**TRC Companies. - Ann Arbor Office**	Work Order:	**1204228**
Project:	Tecumseh Products	Description:	Laboratory Services
Client Sample ID:	**MW-13s**	Sampled:	04/09/12 07:25
Lab Sample ID:	**1204228-02**	Sampled By:	J. Jasso
Matrix:	Water	Received:	04/11/12 17:50
Unit:	ug/L	Prepared:	04/17/12 By: DLV
Dilution Factor:	1	Analyzed:	04/17/12 By: DLV
QC Batch:	1204787	Analytical Batch:	2D18004

Volatile Organic Compounds by EPA Method 8260B (Continued)

CAS Number	Analyte	Analytical Result	RL
78-87-5	1,2-Dichloropropane	<1.0	1.0
10061-01-5	cis-1,3-Dichloropropene	<1.0	1.0
10061-02-6	trans-1,3-Dichloropropene	<1.0	1.0
100-41-4	Ethylbenzene	<1.0	1.0
60-29-7	Ethyl Ether	<5.0	5.0
591-78-6	2-Hexanone	<5.0	5.0
74-88-4	Iodomethane	<1.0	1.0
98-82-8	Isopropylbenzene	<1.0	1.0
99-87-6	4-Isopropyltoluene	<5.0	5.0
1634-04-4	Methyl tert-Butyl Ether	<5.0	5.0
75-09-2	Methylene Chloride	<5.0	5.0
78-93-3	2-Butanone (MEK)	<5.0	5.0
91-57-6	2-Methylnaphthalene	<5.0	5.0
108-10-1	4-Methyl-2-pentanone (MIBK)	<5.0	5.0
91-20-3	Naphthalene	<5.0	5.0
103-65-1	n-Propylbenzene	<1.0	1.0
100-42-5	Styrene	<1.0	1.0
630-20-6	1,1,1,2-Tetrachloroethane	<1.0	1.0
79-34-5	1,1,2,2-Tetrachloroethane	<1.0	1.0
127-18-4	Tetrachloroethene	<1.0	1.0
109-99-9	Tetrahydrofuran	<5.0	5.0
108-88-3	Toluene	<1.0	1.0
87-61-6	1,2,3-Trichlorobenzene	<5.0	5.0
120-82-1	1,2,4-Trichlorobenzene	<5.0	5.0
71-55-6	1,1,1-Trichloroethane	<1.0	1.0
79-00-5	1,1,2-Trichloroethane	<1.0	1.0
79-01-6	Trichloroethene	<1.0	1.0
75-69-4	Trichlorofluoromethane	<1.0	1.0
96-18-4	1,2,3-Trichloropropane	<1.0	1.0
95-63-6	1,2,4-Trimethylbenzene	<1.0	1.0
108-67-8	1,3,5-Trimethylbenzene	<1.0	1.0

Continued on next page

This report shall not be reproduced, except in full, without written authorization of TriMatrix Laboratories, Inc.
Individual sample results relate only to the sample tested.

5560 Corporate Exchange Court SE ♦ Grand Rapids, MI 49512 ♦ 616.975.4500 ♦ Fax 616.942.7463 ♦ www.trimatrixlabs.com

US EPA ARCHIVE DOCUMENT

TRIMATRIX LABORATORIES

ANALYTICAL REPORT

Client:	**TRC Companies. - Ann Arbor Office**	Work Order:	**1204228**
Project:	Tecumseh Products	Description:	Laboratory Services
Client Sample ID:	**MW-13s**	Sampled:	04/09/12 07:25
Lab Sample ID:	**1204228-02**	Sampled By:	J. Jasso
Matrix:	Water	Received:	04/11/12 17:50
Unit:	ug/L	Prepared:	04/17/12 By: DLV
Dilution Factor:	1	Analyzed:	04/17/12 By: DLV
QC Batch:	1204787	Analytical Batch:	2D18004

Volatile Organic Compounds by EPA Method 8260B (Continued)

CAS Number	Analyte	Analytical Result	RL
75-01-4	Vinyl Chloride	<1.0	1.0
179601-23-1	Xylene, Meta + Para	<2.0	2.0
95-47-6	Xylene, Ortho	<1.0	1.0

Surrogates:	***% Recovery***	***Control Limits***
Dibromofluoromethane	*101*	*85-118*
1,2-Dichloroethane-d4	*106*	*87-122*
Toluene-d8	*96*	*85-113*
4-Bromofluorobenzene	*95*	*82-110*

US EPA ARCHIVE DOCUMENT

This report shall not be reproduced, except in full, without written authorization of TriMatrix Laboratories, Inc.
Individual sample results relate only to the sample tested.
5560 Corporate Exchange Court SE ♦ Grand Rapids, MI 49512 ♦ 616.975.4500 ♦ Fax 616.942.7463 ♦ www.trimatrixlabs.com

TRIMATRIX LABORATORIES

ANALYTICAL REPORT

Client:	**TRC Companies. - Ann Arbor Office**	Work Order:	**1204228**
Project:	Tecumseh Products	Description:	Laboratory Services
Client Sample ID:	**MW-30s**	Sampled:	04/09/12 09:20
Lab Sample ID:	**1204228-03**	Sampled By:	J. Jasso
Matrix:	Water	Received:	04/11/12 17:50
Unit:	ug/L	Prepared:	04/17/12 By: DLV
Dilution Factor:	1	Analyzed:	04/17/12 By: DLV
QC Batch:	1204787	Analytical Batch:	2D18004

Volatile Organic Compounds by EPA Method 8260B

CAS Number	Analyte	Analytical Result	RL
67-64-1	Acetone	<20	20
107-13-1	Acrylonitrile	<2.0	2.0
71-43-2	Benzene	<1.0	1.0
108-86-1	Bromobenzene	<1.0	1.0
74-97-5	Bromochloromethane	<1.0	1.0
75-27-4	Bromodichloromethane	<1.0	1.0
75-25-2	Bromoform	<1.0	1.0
74-83-9	Bromomethane	<5.0	5.0
104-51-8	n-Butylbenzene	<1.0	1.0
135-98-8	sec-Butylbenzene	<1.0	1.0
98-06-6	tert-Butylbenzene	<1.0	1.0
75-15-0	Carbon Disulfide	<1.0	1.0
56-23-5	Carbon Tetrachloride	<1.0	1.0
108-90-7	Chlorobenzene	<1.0	1.0
75-00-3	Chloroethane	<5.0	5.0
67-66-3	Chloroform	<1.0	1.0
74-87-3	Chloromethane	<5.0	5.0
96-12-8	1,2-Dibromo-3-chloropropane	<5.0	5.0
124-48-1	Dibromochloromethane	<1.0	1.0
106-93-4	1,2-Dibromoethane	<1.0	1.0
74-95-3	Dibromomethane	<1.0	1.0
110-57-6	trans-1,4-Dichloro-2-butene	<1.0	1.0
95-50-1	1,2-Dichlorobenzene	<1.0	1.0
541-73-1	1,3-Dichlorobenzene	<1.0	1.0
106-46-7	1,4-Dichlorobenzene	<1.0	1.0
75-71-8	Dichlorodifluoromethane	<5.0	5.0
75-34-3	1,1-Dichloroethane	<1.0	1.0
107-06-2	1,2-Dichloroethane	<1.0	1.0
75-35-4	1,1-Dichloroethene	<1.0	1.0
156-59-2	cis-1,2-Dichloroethene	<1.0	1.0
156-60-5	trans-1,2-Dichloroethene	<1.0	1.0

Continued on next page

This report shall not be reproduced, except in full, without written authorization of TriMatrix Laboratories, Inc.
Individual sample results relate only to the sample tested.
5560 Corporate Exchange Court SE ♦ Grand Rapids, MI 49512 ♦ 616.975.4500 ♦ Fax 616.942.7463 ♦ www.trimatrixlabs.com

US EPA ARCHIVE DOCUMENT

TRIMATRIX LABORATORIES

ANALYTICAL REPORT

Client:	**TRC Companies. - Ann Arbor Office**	Work Order:	**1204228**
Project:	Tecumseh Products	Description:	Laboratory Services
Client Sample ID:	**MW-30s**	Sampled:	04/09/12 09:20
Lab Sample ID:	**1204228-03**	Sampled By:	J. Jasso
Matrix:	Water	Received:	04/11/12 17:50
Unit:	ug/L	Prepared:	04/17/12 By: DLV
Dilution Factor:	1	Analyzed:	04/17/12 By: DLV
QC Batch:	1204787	Analytical Batch:	2D18004

Volatile Organic Compounds by EPA Method 8260B (Continued)

CAS Number	Analyte	Analytical Result	RL
78-87-5	1,2-Dichloropropane	<1.0	1.0
10061-01-5	cis-1,3-Dichloropropene	<1.0	1.0
10061-02-6	trans-1,3-Dichloropropene	<1.0	1.0
100-41-4	Ethylbenzene	<1.0	1.0
60-29-7	Ethyl Ether	<5.0	5.0
591-78-6	2-Hexanone	<5.0	5.0
74-88-4	Iodomethane	<1.0	1.0
98-82-8	Isopropylbenzene	<1.0	1.0
99-87-6	4-Isopropyltoluene	<5.0	5.0
1634-04-4	Methyl tert-Butyl Ether	<5.0	5.0
75-09-2	Methylene Chloride	<5.0	5.0
78-93-3	2-Butanone (MEK)	<5.0	5.0
91-57-6	2-Methylnaphthalene	<5.0	5.0
108-10-1	4-Methyl-2-pentanone (MIBK)	<5.0	5.0
91-20-3	Naphthalene	<5.0	5.0
103-65-1	n-Propylbenzene	<1.0	1.0
100-42-5	Styrene	<1.0	1.0
630-20-6	1,1,1,2-Tetrachloroethane	<1.0	1.0
79-34-5	1,1,2,2-Tetrachloroethane	<1.0	1.0
127-18-4	Tetrachloroethene	<1.0	1.0
109-99-9	Tetrahydrofuran	<5.0	5.0
108-88-3	Toluene	<1.0	1.0
87-61-6	1,2,3-Trichlorobenzene	<5.0	5.0
120-82-1	1,2,4-Trichlorobenzene	<5.0	5.0
71-55-6	1,1,1-Trichloroethane	<1.0	1.0
79-00-5	1,1,2-Trichloroethane	<1.0	1.0
79-01-6	Trichloroethene	<1.0	1.0
75-69-4	Trichlorofluoromethane	<1.0	1.0
96-18-4	1,2,3-Trichloropropane	<1.0	1.0
95-63-6	1,2,4-Trimethylbenzene	<1.0	1.0
108-67-8	1,3,5-Trimethylbenzene	<1.0	1.0

Continued on next page

This report shall not be reproduced, except in full, without written authorization of TriMatrix Laboratories, Inc.
Individual sample results relate only to the sample tested.

5560 Corporate Exchange Court SE ♦ Grand Rapids, MI 49512 ♦ 616.975.4500 ♦ Fax 616.942.7463 ♦ www.trimatrixlabs.com

US EPA ARCHIVE DOCUMENT

TRIMATRIX LABORATORIES

ANALYTICAL REPORT

Client:	**TRC Companies. - Ann Arbor Office**	Work Order:	**1204228**
Project:	Tecumseh Products	Description:	Laboratory Services
Client Sample ID:	**MW-30s**	Sampled:	04/09/12 09:20
Lab Sample ID:	**1204228-03**	Sampled By:	J. Jasso
Matrix:	Water	Received:	04/11/12 17:50
Unit:	ug/L	Prepared:	04/17/12 By: DLV
Dilution Factor:	1	Analyzed:	04/17/12 By: DLV
QC Batch:	1204787	Analytical Batch:	2D18004

Volatile Organic Compounds by EPA Method 8260B (Continued)

CAS Number	Analyte	Analytical Result	RL
75-01-4	Vinyl Chloride	<1.0	1.0
179601-23-1	Xylene, Meta + Para	<2.0	2.0
95-47-6	Xylene, Ortho	<1.0	1.0

Surrogates:	***% Recovery***	***Control Limits***
Dibromofluoromethane	*102*	*85-118*
1,2-Dichloroethane-d4	*107*	*87-122*
Toluene-d8	*96*	*85-113*
4-Bromofluorobenzene	*94*	*82-110*

US EPA ARCHIVE DOCUMENT

This report shall not be reproduced, except in full, without written authorization of TriMatrix Laboratories, Inc.
Individual sample results relate only to the sample tested.
5560 Corporate Exchange Court SE ♦ Grand Rapids, MI 49512 ♦ 616.975.4500 ♦ Fax 616.942.7463 ♦ www.trimatrixlabs.com

TRIMATRIX LABORATORIES

ANALYTICAL REPORT

Client:	**TRC Companies. - Ann Arbor Office**	Work Order:	**1204228**
Project:	Tecumseh Products	Description:	Laboratory Services
Client Sample ID:	**MW-30d**	Sampled:	04/09/12 10:20
Lab Sample ID:	**1204228-04**	Sampled By:	J. Jasso
Matrix:	Water	Received:	04/11/12 17:50
Unit:	ug/L	Prepared:	04/17/12 By: DLV
Dilution Factor:	1	Analyzed:	04/17/12 By: DLV
QC Batch:	1204787	Analytical Batch:	2D18004

Volatile Organic Compounds by EPA Method 8260B

CAS Number	Analyte	Analytical Result	RL
67-64-1	Acetone	<20	20
107-13-1	Acrylonitrile	<2.0	2.0
71-43-2	Benzene	<1.0	1.0
108-86-1	Bromobenzene	<1.0	1.0
74-97-5	Bromochloromethane	<1.0	1.0
75-27-4	Bromodichloromethane	<1.0	1.0
75-25-2	Bromoform	<1.0	1.0
74-83-9	Bromomethane	<5.0	5.0
104-51-8	n-Butylbenzene	<1.0	1.0
135-98-8	sec-Butylbenzene	<1.0	1.0
98-06-6	tert-Butylbenzene	<1.0	1.0
75-15-0	Carbon Disulfide	<1.0	1.0
56-23-5	Carbon Tetrachloride	<1.0	1.0
108-90-7	Chlorobenzene	<1.0	1.0
75-00-3	Chloroethane	<5.0	5.0
67-66-3	Chloroform	<1.0	1.0
74-87-3	Chloromethane	<5.0	5.0
96-12-8	1,2-Dibromo-3-chloropropane	<5.0	5.0
124-48-1	Dibromochloromethane	<1.0	1.0
106-93-4	1,2-Dibromoethane	<1.0	1.0
74-95-3	Dibromomethane	<1.0	1.0
110-57-6	trans-1,4-Dichloro-2-butene	<1.0	1.0
95-50-1	1,2-Dichlorobenzene	<1.0	1.0
541-73-1	1,3-Dichlorobenzene	<1.0	1.0
106-46-7	1,4-Dichlorobenzene	<1.0	1.0
75-71-8	Dichlorodifluoromethane	<5.0	5.0
75-34-3	1,1-Dichloroethane	<1.0	1.0
107-06-2	1,2-Dichloroethane	<1.0	1.0
75-35-4	1,1-Dichloroethene	<1.0	1.0
156-59-2	cis-1,2-Dichloroethene	<1.0	1.0
156-60-5	trans-1,2-Dichloroethene	<1.0	1.0

Continued on next page

This report shall not be reproduced, except in full, without written authorization of TriMatrix Laboratories, Inc.
Individual sample results relate only to the sample tested.
5560 Corporate Exchange Court SE ♦ Grand Rapids, MI 49512 ♦ 616.975.4500 ♦ Fax 616.942.7463 ♦ www.trimatrixlabs.com

US EPA ARCHIVE DOCUMENT

TRIMATRIX LABORATORIES

ANALYTICAL REPORT

Client:	**TRC Companies. - Ann Arbor Office**	Work Order:	**1204228**
Project:	Tecumseh Products	Description:	Laboratory Services
Client Sample ID:	**MW-30d**	Sampled:	04/09/12 10:20
Lab Sample ID:	**1204228-04**	Sampled By:	J. Jasso
Matrix:	Water	Received:	04/11/12 17:50
Unit:	ug/L	Prepared:	04/17/12 By: DLV
Dilution Factor:	1	Analyzed:	04/17/12 By: DLV
QC Batch:	1204787	Analytical Batch:	2D18004

Volatile Organic Compounds by EPA Method 8260B (Continued)

CAS Number	Analyte	Analytical Result	RL
78-87-5	1,2-Dichloropropane	<1.0	1.0
10061-01-5	cis-1,3-Dichloropropene	<1.0	1.0
10061-02-6	trans-1,3-Dichloropropene	<1.0	1.0
100-41-4	Ethylbenzene	<1.0	1.0
60-29-7	Ethyl Ether	<5.0	5.0
591-78-6	2-Hexanone	<5.0	5.0
74-88-4	Iodomethane	<1.0	1.0
98-82-8	Isopropylbenzene	<1.0	1.0
99-87-6	4-Isopropyltoluene	<5.0	5.0
1634-04-4	Methyl tert-Butyl Ether	<5.0	5.0
75-09-2	Methylene Chloride	<5.0	5.0
78-93-3	2-Butanone (MEK)	<5.0	5.0
91-57-6	2-Methylnaphthalene	<5.0	5.0
108-10-1	4-Methyl-2-pentanone (MIBK)	<5.0	5.0
91-20-3	Naphthalene	<5.0	5.0
103-65-1	n-Propylbenzene	<1.0	1.0
100-42-5	Styrene	<1.0	1.0
630-20-6	1,1,1,2-Tetrachloroethane	<1.0	1.0
79-34-5	1,1,2,2-Tetrachloroethane	<1.0	1.0
127-18-4	Tetrachloroethene	<1.0	1.0
109-99-9	Tetrahydrofuran	<5.0	5.0
108-88-3	Toluene	<1.0	1.0
87-61-6	1,2,3-Trichlorobenzene	<5.0	5.0
120-82-1	1,2,4-Trichlorobenzene	<5.0	5.0
71-55-6	1,1,1-Trichloroethane	<1.0	1.0
79-00-5	1,1,2-Trichloroethane	<1.0	1.0
79-01-6	Trichloroethene	<1.0	1.0
75-69-4	Trichlorofluoromethane	<1.0	1.0
96-18-4	1,2,3-Trichloropropane	<1.0	1.0
95-63-6	1,2,4-Trimethylbenzene	<1.0	1.0
108-67-8	1,3,5-Trimethylbenzene	<1.0	1.0

Continued on next page

This report shall not be reproduced, except in full, without written authorization of TriMatrix Laboratories, Inc.
Individual sample results relate only to the sample tested.

5560 Corporate Exchange Court SE ♦ Grand Rapids, MI 49512 ♦ 616.975.4500 ♦ Fax 616.942.7463 ♦ www.trimatrixlabs.com

US EPA ARCHIVE DOCUMENT

TRIMATRIX LABORATORIES

ANALYTICAL REPORT

Client:	**TRC Companies. - Ann Arbor Office**	Work Order:	**1204228**
Project:	Tecumseh Products	Description:	Laboratory Services
Client Sample ID:	**MW-30d**	Sampled:	04/09/12 10:20
Lab Sample ID:	**1204228-04**	Sampled By:	J. Jasso
Matrix:	Water	Received:	04/11/12 17:50
Unit:	ug/L	Prepared:	04/17/12 By: DLV
Dilution Factor:	1	Analyzed:	04/17/12 By: DLV
QC Batch:	1204787	Analytical Batch:	2D18004

Volatile Organic Compounds by EPA Method 8260B (Continued)

CAS Number	Analyte	Analytical Result	RL
75-01-4	Vinyl Chloride	<1.0	1.0
179601-23-1	Xylene, Meta + Para	<2.0	2.0
95-47-6	Xylene, Ortho	<1.0	1.0

Surrogates:	***% Recovery***	***Control Limits***
Dibromofluoromethane	*102*	*85-118*
1,2-Dichloroethane-d4	*106*	*87-122*
Toluene-d8	*97*	*85-113*
4-Bromofluorobenzene	*95*	*82-110*

US EPA ARCHIVE DOCUMENT

This report shall not be reproduced, except in full, without written authorization of TriMatrix Laboratories, Inc.
Individual sample results relate only to the sample tested.
5560 Corporate Exchange Court SE ♦ Grand Rapids, MI 49512 ♦ 616.975.4500 ♦ Fax 616.942.7463 ♦ www.trimatrixlabs.com

TRIMATRIX LABORATORIES

ANALYTICAL REPORT

Client:	**TRC Companies. - Ann Arbor Office**	Work Order:	**1204228**
Project:	Tecumseh Products	Description:	Laboratory Services
Client Sample ID:	**MW-20s**	Sampled:	04/09/12 11:48
Lab Sample ID:	**1204228-05**	Sampled By:	J. Jasso
Matrix:	Water	Received:	04/11/12 17:50
Unit:	ug/L	Prepared:	04/17/12 By: DLV
Dilution Factor:	1	Analyzed:	04/17/12 By: DLV
QC Batch:	1204787	Analytical Batch:	2D18004

Volatile Organic Compounds by EPA Method 8260B

CAS Number	Analyte	Analytical Result	RL
67-64-1	Acetone	<20	20
107-13-1	Acrylonitrile	<2.0	2.0
71-43-2	Benzene	<1.0	1.0
108-86-1	Bromobenzene	<1.0	1.0
74-97-5	Bromochloromethane	<1.0	1.0
75-27-4	Bromodichloromethane	<1.0	1.0
75-25-2	Bromoform	<1.0	1.0
74-83-9	Bromomethane	<5.0	5.0
104-51-8	n-Butylbenzene	<1.0	1.0
135-98-8	sec-Butylbenzene	<1.0	1.0
98-06-6	tert-Butylbenzene	<1.0	1.0
75-15-0	Carbon Disulfide	<1.0	1.0
56-23-5	Carbon Tetrachloride	<1.0	1.0
108-90-7	Chlorobenzene	<1.0	1.0
75-00-3	Chloroethane	<5.0	5.0
67-66-3	Chloroform	<1.0	1.0
74-87-3	Chloromethane	<5.0	5.0
96-12-8	1,2-Dibromo-3-chloropropane	<5.0	5.0
124-48-1	Dibromochloromethane	<1.0	1.0
106-93-4	1,2-Dibromoethane	<1.0	1.0
74-95-3	Dibromomethane	<1.0	1.0
110-57-6	trans-1,4-Dichloro-2-butene	<1.0	1.0
95-50-1	1,2-Dichlorobenzene	<1.0	1.0
541-73-1	1,3-Dichlorobenzene	<1.0	1.0
106-46-7	1,4-Dichlorobenzene	<1.0	1.0
75-71-8	Dichlorodifluoromethane	<5.0	5.0
75-34-3	1,1-Dichloroethane	**11**	1.0
107-06-2	1,2-Dichloroethane	<1.0	1.0
75-35-4	1,1-Dichloroethene	**1.1**	1.0
156-59-2	cis-1,2-Dichloroethene	**2.0**	1.0
156-60-5	trans-1,2-Dichloroethene	<1.0	1.0

Continued on next page

This report shall not be reproduced, except in full, without written authorization of TriMatrix Laboratories, Inc.
Individual sample results relate only to the sample tested.

5560 Corporate Exchange Court SE ♦ Grand Rapids, MI 49512 ♦ 616.975.4500 ♦ Fax 616.942.7463 ♦ www.trimatrixlabs.com

US EPA ARCHIVE DOCUMENT

TRIMATRIX LABORATORIES

ANALYTICAL REPORT

Client:	**TRC Companies. - Ann Arbor Office**	Work Order:	**1204228**
Project:	Tecumseh Products	Description:	Laboratory Services
Client Sample ID:	**MW-20s**	Sampled:	04/09/12 11:48
Lab Sample ID:	**1204228-05**	Sampled By:	J. Jasso
Matrix:	Water	Received:	04/11/12 17:50
Unit:	ug/L	Prepared:	04/17/12 By: DLV
Dilution Factor:	1	Analyzed:	04/17/12 By: DLV
QC Batch:	1204787	Analytical Batch:	2D18004

Volatile Organic Compounds by EPA Method 8260B (Continued)

CAS Number	Analyte	Analytical Result	RL
78-87-5	1,2-Dichloropropane	<1.0	1.0
10061-01-5	cis-1,3-Dichloropropene	<1.0	1.0
10061-02-6	trans-1,3-Dichloropropene	<1.0	1.0
100-41-4	Ethylbenzene	<1.0	1.0
60-29-7	Ethyl Ether	<5.0	5.0
591-78-6	2-Hexanone	<5.0	5.0
74-88-4	Iodomethane	<1.0	1.0
98-82-8	Isopropylbenzene	<1.0	1.0
99-87-6	4-Isopropyltoluene	<5.0	5.0
1634-04-4	Methyl tert-Butyl Ether	<5.0	5.0
75-09-2	Methylene Chloride	<5.0	5.0
78-93-3	2-Butanone (MEK)	<5.0	5.0
91-57-6	2-Methylnaphthalene	<5.0	5.0
108-10-1	4-Methyl-2-pentanone (MIBK)	<5.0	5.0
91-20-3	Naphthalene	<5.0	5.0
103-65-1	n-Propylbenzene	<1.0	1.0
100-42-5	Styrene	<1.0	1.0
630-20-6	1,1,1,2-Tetrachloroethane	<1.0	1.0
79-34-5	1,1,2,2-Tetrachloroethane	<1.0	1.0
127-18-4	Tetrachloroethene	<1.0	1.0
109-99-9	Tetrahydrofuran	<5.0	5.0
108-88-3	Toluene	<1.0	1.0
87-61-6	1,2,3-Trichlorobenzene	<5.0	5.0
120-82-1	1,2,4-Trichlorobenzene	<5.0	5.0
71-55-6	1,1,1-Trichloroethane	**180**	1.0
79-00-5	1,1,2-Trichloroethane	<1.0	1.0
79-01-6	Trichloroethene	**100**	1.0
75-69-4	Trichlorofluoromethane	**2.6**	1.0
96-18-4	1,2,3-Trichloropropane	<1.0	1.0
95-63-6	1,2,4-Trimethylbenzene	<1.0	1.0
108-67-8	1,3,5-Trimethylbenzene	<1.0	1.0

Continued on next page

This report shall not be reproduced, except in full, without written authorization of TriMatrix Laboratories, Inc.
Individual sample results relate only to the sample tested.

5560 Corporate Exchange Court SE ♦ Grand Rapids, MI 49512 ♦ 616.975.4500 ♦ Fax 616.942.7463 ♦ www.trimatrixlabs.com

US EPA ARCHIVE DOCUMENT

TRIMATRIX LABORATORIES

ANALYTICAL REPORT

Client:	**TRC Companies. - Ann Arbor Office**	Work Order:	**1204228**
Project:	Tecumseh Products	Description:	Laboratory Services
Client Sample ID:	**MW-20s**	Sampled:	04/09/12 11:48
Lab Sample ID:	**1204228-05**	Sampled By:	J. Jasso
Matrix:	Water	Received:	04/11/12 17:50
Unit:	ug/L	Prepared:	04/17/12 By: DLV
Dilution Factor:	1	Analyzed:	04/17/12 By: DLV
QC Batch:	1204787	Analytical Batch:	2D18004

Volatile Organic Compounds by EPA Method 8260B (Continued)

CAS Number	Analyte	Analytical Result	RL
75-01-4	Vinyl Chloride	<1.0	1.0
179601-23-1	Xylene, Meta + Para	<2.0	2.0
95-47-6	Xylene, Ortho	<1.0	1.0

Surrogates:	***% Recovery***	***Control Limits***
Dibromofluoromethane	*104*	*85-118*
1,2-Dichloroethane-d4	*105*	*87-122*
Toluene-d8	*96*	*85-113*
4-Bromofluorobenzene	*94*	*82-110*

US EPA ARCHIVE DOCUMENT

This report shall not be reproduced, except in full, without written authorization of TriMatrix Laboratories, Inc.
Individual sample results relate only to the sample tested.
5560 Corporate Exchange Court SE ♦ Grand Rapids, MI 49512 ♦ 616.975.4500 ♦ Fax 616.942.7463 ♦ www.trimatrixlabs.com

TRIMATRIX LABORATORIES

ANALYTICAL REPORT

Client:	**TRC Companies. - Ann Arbor Office**	Work Order:	**1204228**
Project:	Tecumseh Products	Description:	Laboratory Services
Client Sample ID:	**MW-20d**	Sampled:	04/09/12 12:45
Lab Sample ID:	**1204228-06**	Sampled By:	J. Jasso
Matrix:	Water	Received:	04/11/12 17:50
Unit:	ug/L	Prepared:	04/17/12 By: DLV
Dilution Factor:	1	Analyzed:	04/17/12 By: DLV
QC Batch:	1204787	Analytical Batch:	2D18004

Volatile Organic Compounds by EPA Method 8260B

CAS Number	Analyte	Analytical Result	RL
67-64-1	Acetone	<20	20
107-13-1	Acrylonitrile	<2.0	2.0
71-43-2	Benzene	<1.0	1.0
108-86-1	Bromobenzene	<1.0	1.0
74-97-5	Bromochloromethane	<1.0	1.0
75-27-4	Bromodichloromethane	<1.0	1.0
75-25-2	Bromoform	<1.0	1.0
74-83-9	Bromomethane	<5.0	5.0
104-51-8	n-Butylbenzene	<1.0	1.0
135-98-8	sec-Butylbenzene	<1.0	1.0
98-06-6	tert-Butylbenzene	<1.0	1.0
75-15-0	Carbon Disulfide	<1.0	1.0
56-23-5	Carbon Tetrachloride	<1.0	1.0
108-90-7	Chlorobenzene	<1.0	1.0
75-00-3	Chloroethane	<5.0	5.0
67-66-3	Chloroform	<1.0	1.0
74-87-3	Chloromethane	<5.0	5.0
96-12-8	1,2-Dibromo-3-chloropropane	<5.0	5.0
124-48-1	Dibromochloromethane	<1.0	1.0
106-93-4	1,2-Dibromoethane	<1.0	1.0
74-95-3	Dibromomethane	<1.0	1.0
110-57-6	trans-1,4-Dichloro-2-butene	<1.0	1.0
95-50-1	1,2-Dichlorobenzene	<1.0	1.0
541-73-1	1,3-Dichlorobenzene	<1.0	1.0
106-46-7	1,4-Dichlorobenzene	<1.0	1.0
75-71-8	Dichlorodifluoromethane	<5.0	5.0
75-34-3	1,1-Dichloroethane	<1.0	1.0
107-06-2	1,2-Dichloroethane	<1.0	1.0
75-35-4	1,1-Dichloroethene	<1.0	1.0
156-59-2	cis-1,2-Dichloroethene	**190**	1.0
156-60-5	trans-1,2-Dichloroethene	<1.0	1.0

Continued on next page

This report shall not be reproduced, except in full, without written authorization of TriMatrix Laboratories, Inc.
Individual sample results relate only to the sample tested.

5560 Corporate Exchange Court SE ♦ Grand Rapids, MI 49512 ♦ 616.975.4500 ♦ Fax 616.942.7463 ♦ www.trimatrixlabs.com

US EPA ARCHIVE DOCUMENT

TRIMATRIX LABORATORIES

ANALYTICAL REPORT

Client:	**TRC Companies. - Ann Arbor Office**	Work Order:	**1204228**
Project:	Tecumseh Products	Description:	Laboratory Services
Client Sample ID:	**MW-20d**	Sampled:	04/09/12 12:45
Lab Sample ID:	**1204228-06**	Sampled By:	J. Jasso
Matrix:	Water	Received:	04/11/12 17:50
Unit:	ug/L	Prepared:	04/17/12 By: DLV
Dilution Factor:	1	Analyzed:	04/17/12 By: DLV
QC Batch:	1204787	Analytical Batch:	2D18004

Volatile Organic Compounds by EPA Method 8260B (Continued)

CAS Number	Analyte	Analytical Result	RL
78-87-5	1,2-Dichloropropane	<1.0	1.0
10061-01-5	cis-1,3-Dichloropropene	<1.0	1.0
10061-02-6	trans-1,3-Dichloropropene	<1.0	1.0
100-41-4	Ethylbenzene	<1.0	1.0
60-29-7	Ethyl Ether	<5.0	5.0
591-78-6	2-Hexanone	<5.0	5.0
74-88-4	Iodomethane	<1.0	1.0
98-82-8	Isopropylbenzene	<1.0	1.0
99-87-6	4-Isopropyltoluene	<5.0	5.0
1634-04-4	Methyl tert-Butyl Ether	<5.0	5.0
75-09-2	Methylene Chloride	<5.0	5.0
78-93-3	2-Butanone (MEK)	<5.0	5.0
91-57-6	2-Methylnaphthalene	<5.0	5.0
108-10-1	4-Methyl-2-pentanone (MIBK)	<5.0	5.0
91-20-3	Naphthalene	<5.0	5.0
103-65-1	n-Propylbenzene	<1.0	1.0
100-42-5	Styrene	<1.0	1.0
630-20-6	1,1,1,2-Tetrachloroethane	<1.0	1.0
79-34-5	1,1,2,2-Tetrachloroethane	<1.0	1.0
127-18-4	Tetrachloroethene	<1.0	1.0
109-99-9	Tetrahydrofuran	<5.0	5.0
108-88-3	Toluene	<1.0	1.0
87-61-6	1,2,3-Trichlorobenzene	<5.0	5.0
120-82-1	1,2,4-Trichlorobenzene	<5.0	5.0
71-55-6	1,1,1-Trichloroethane	<1.0	1.0
79-00-5	1,1,2-Trichloroethane	<1.0	1.0
79-01-6	Trichloroethene	**1.0**	1.0
75-69-4	Trichlorofluoromethane	<1.0	1.0
96-18-4	1,2,3-Trichloropropane	<1.0	1.0
95-63-6	1,2,4-Trimethylbenzene	<1.0	1.0
108-67-8	1,3,5-Trimethylbenzene	<1.0	1.0

Continued on next page

This report shall not be reproduced, except in full, without written authorization of TriMatrix Laboratories, Inc.
Individual sample results relate only to the sample tested.

5560 Corporate Exchange Court SE ♦ Grand Rapids, MI 49512 ♦ 616.975.4500 ♦ Fax 616.942.7463 ♦ www.trimatrixlabs.com

US EPA ARCHIVE DOCUMENT

TRIMATRIX LABORATORIES

ANALYTICAL REPORT

Client:	**TRC Companies. - Ann Arbor Office**	Work Order:	**1204228**
Project:	Tecumseh Products	Description:	Laboratory Services
Client Sample ID:	**MW-20d**	Sampled:	04/09/12 12:45
Lab Sample ID:	**1204228-06**	Sampled By:	J. Jasso
Matrix:	Water	Received:	04/11/12 17:50
Unit:	ug/L	Prepared:	04/17/12 By: DLV
Dilution Factor:	1	Analyzed:	04/17/12 By: DLV
QC Batch:	1204787	Analytical Batch:	2D18004

Volatile Organic Compounds by EPA Method 8260B (Continued)

CAS Number	Analyte	Analytical Result	RL
75-01-4	Vinyl Chloride	**10**	1.0
179601-23-1	Xylene, Meta + Para	<2.0	2.0
95-47-6	Xylene, Ortho	<1.0	1.0

Surrogates:	***% Recovery***	***Control Limits***
Dibromofluoromethane	*101*	*85-118*
1,2-Dichloroethane-d4	*105*	*87-122*
Toluene-d8	*96*	*85-113*
4-Bromofluorobenzene	*94*	*82-110*

US EPA ARCHIVE DOCUMENT

This report shall not be reproduced, except in full, without written authorization of TriMatrix Laboratories, Inc.
Individual sample results relate only to the sample tested.
5560 Corporate Exchange Court SE ♦ Grand Rapids, MI 49512 ♦ 616.975.4500 ♦ Fax 616.942.7463 ♦ www.trimatrixlabs.com

TRIMATRIX LABORATORIES

ANALYTICAL REPORT

Client:	**TRC Companies. - Ann Arbor Office**	Work Order:	**1204228**
Project:	Tecumseh Products	Description:	Laboratory Services
Client Sample ID:	**MW-7s**	Sampled:	04/09/12 13:45
Lab Sample ID:	**1204228-07**	Sampled By:	J. Jasso
Matrix:	Water	Received:	04/11/12 17:50
Unit:	ug/L	Prepared:	04/17/12 By: DLV
Dilution Factor:	1	Analyzed:	04/17/12 By: DLV
QC Batch:	1204787	Analytical Batch:	2D18004

Volatile Organic Compounds by EPA Method 8260B

CAS Number	Analyte	Analytical Result	RL
67-64-1	Acetone	<20	20
107-13-1	Acrylonitrile	<2.0	2.0
71-43-2	Benzene	<1.0	1.0
108-86-1	Bromobenzene	<1.0	1.0
74-97-5	Bromochloromethane	<1.0	1.0
75-27-4	Bromodichloromethane	<1.0	1.0
75-25-2	Bromoform	<1.0	1.0
74-83-9	Bromomethane	<5.0	5.0
104-51-8	n-Butylbenzene	<1.0	1.0
135-98-8	sec-Butylbenzene	<1.0	1.0
98-06-6	tert-Butylbenzene	<1.0	1.0
75-15-0	Carbon Disulfide	<1.0	1.0
56-23-5	Carbon Tetrachloride	<1.0	1.0
108-90-7	Chlorobenzene	<1.0	1.0
75-00-3	Chloroethane	<5.0	5.0
67-66-3	Chloroform	<1.0	1.0
74-87-3	Chloromethane	<5.0	5.0
96-12-8	1,2-Dibromo-3-chloropropane	<5.0	5.0
124-48-1	Dibromochloromethane	<1.0	1.0
106-93-4	1,2-Dibromoethane	<1.0	1.0
74-95-3	Dibromomethane	<1.0	1.0
110-57-6	trans-1,4-Dichloro-2-butene	<1.0	1.0
95-50-1	1,2-Dichlorobenzene	<1.0	1.0
541-73-1	1,3-Dichlorobenzene	<1.0	1.0
106-46-7	1,4-Dichlorobenzene	<1.0	1.0
75-71-8	Dichlorodifluoromethane	<5.0	5.0
75-34-3	1,1-Dichloroethane	<1.0	1.0
107-06-2	1,2-Dichloroethane	<1.0	1.0
75-35-4	1,1-Dichloroethene	<1.0	1.0
156-59-2	cis-1,2-Dichloroethene	<1.0	1.0
156-60-5	trans-1,2-Dichloroethene	<1.0	1.0

Continued on next page

This report shall not be reproduced, except in full, without written authorization of TriMatrix Laboratories, Inc.
Individual sample results relate only to the sample tested.

5560 Corporate Exchange Court SE ♦ Grand Rapids, MI 49512 ♦ 616.975.4500 ♦ Fax 616.942.7463 ♦ www.trimatrixlabs.com

US EPA ARCHIVE DOCUMENT

TRIMATRIX LABORATORIES

ANALYTICAL REPORT

Client:	**TRC Companies. - Ann Arbor Office**	Work Order:	**1204228**
Project:	Tecumseh Products	Description:	Laboratory Services
Client Sample ID:	**MW-7s**	Sampled:	04/09/12 13:45
Lab Sample ID:	**1204228-07**	Sampled By:	J. Jasso
Matrix:	Water	Received:	04/11/12 17:50
Unit:	ug/L	Prepared:	04/17/12 By: DLV
Dilution Factor:	1	Analyzed:	04/17/12 By: DLV
QC Batch:	1204787	Analytical Batch:	2D18004

Volatile Organic Compounds by EPA Method 8260B (Continued)

CAS Number	Analyte	Analytical Result	RL
78-87-5	1,2-Dichloropropane	<1.0	1.0
10061-01-5	cis-1,3-Dichloropropene	<1.0	1.0
10061-02-6	trans-1,3-Dichloropropene	<1.0	1.0
100-41-4	Ethylbenzene	<1.0	1.0
60-29-7	Ethyl Ether	<5.0	5.0
591-78-6	2-Hexanone	<5.0	5.0
74-88-4	Iodomethane	<1.0	1.0
98-82-8	Isopropylbenzene	<1.0	1.0
99-87-6	4-Isopropyltoluene	<5.0	5.0
1634-04-4	Methyl tert-Butyl Ether	<5.0	5.0
75-09-2	Methylene Chloride	<5.0	5.0
78-93-3	2-Butanone (MEK)	<5.0	5.0
91-57-6	2-Methylnaphthalene	<5.0	5.0
108-10-1	4-Methyl-2-pentanone (MIBK)	<5.0	5.0
91-20-3	Naphthalene	<5.0	5.0
103-65-1	n-Propylbenzene	<1.0	1.0
100-42-5	Styrene	<1.0	1.0
630-20-6	1,1,1,2-Tetrachloroethane	<1.0	1.0
79-34-5	1,1,2,2-Tetrachloroethane	<1.0	1.0
127-18-4	Tetrachloroethene	<1.0	1.0
109-99-9	Tetrahydrofuran	<5.0	5.0
108-88-3	Toluene	<1.0	1.0
87-61-6	1,2,3-Trichlorobenzene	<5.0	5.0
120-82-1	1,2,4-Trichlorobenzene	<5.0	5.0
71-55-6	1,1,1-Trichloroethane	**1.3**	1.0
79-00-5	1,1,2-Trichloroethane	<1.0	1.0
79-01-6	Trichloroethene	**12**	1.0
75-69-4	Trichlorofluoromethane	<1.0	1.0
96-18-4	1,2,3-Trichloropropane	<1.0	1.0
95-63-6	1,2,4-Trimethylbenzene	<1.0	1.0
108-67-8	1,3,5-Trimethylbenzene	<1.0	1.0

Continued on next page

This report shall not be reproduced, except in full, without written authorization of TriMatrix Laboratories, Inc.
Individual sample results relate only to the sample tested.

5560 Corporate Exchange Court SE ♦ Grand Rapids, MI 49512 ♦ 616.975.4500 ♦ Fax 616.942.7463 ♦ www.trimatrixlabs.com

US EPA ARCHIVE DOCUMENT

TRIMATRIX LABORATORIES

ANALYTICAL REPORT

Client:	**TRC Companies. - Ann Arbor Office**	Work Order:	**1204228**
Project:	Tecumseh Products	Description:	Laboratory Services
Client Sample ID:	**MW-7s**	Sampled:	04/09/12 13:45
Lab Sample ID:	**1204228-07**	Sampled By:	J. Jasso
Matrix:	Water	Received:	04/11/12 17:50
Unit:	ug/L	Prepared:	04/17/12 By: DLV
Dilution Factor:	1	Analyzed:	04/17/12 By: DLV
QC Batch:	1204787	Analytical Batch:	2D18004

Volatile Organic Compounds by EPA Method 8260B (Continued)

CAS Number	Analyte	Analytical Result	RL
75-01-4	Vinyl Chloride	<1.0	1.0
179601-23-1	Xylene, Meta + Para	<2.0	2.0
95-47-6	Xylene, Ortho	<1.0	1.0

Surrogates:	***% Recovery***	***Control Limits***
Dibromofluoromethane	*102*	*85-118*
1,2-Dichloroethane-d4	*108*	*87-122*
Toluene-d8	*97*	*85-113*
4-Bromofluorobenzene	*96*	*82-110*

US EPA ARCHIVE DOCUMENT

This report shall not be reproduced, except in full, without written authorization of TriMatrix Laboratories, Inc.
Individual sample results relate only to the sample tested.
5560 Corporate Exchange Court SE ♦ Grand Rapids, MI 49512 ♦ 616.975.4500 ♦ Fax 616.942.7463 ♦ www.trimatrixlabs.com

TRIMATRIX LABORATORIES

ANALYTICAL REPORT

Client:	**TRC Companies. - Ann Arbor Office**	Work Order:	**1204228**
Project:	Tecumseh Products	Description:	Laboratory Services
Client Sample ID:	**MW-5s**	Sampled:	04/09/12 15:03
Lab Sample ID:	**1204228-08**	Sampled By:	J. Jasso
Matrix:	Water	Received:	04/11/12 17:50
Unit:	ug/L	Prepared:	04/17/12 By: DLV
Dilution Factor:	1	Analyzed:	04/17/12 By: DLV
QC Batch:	1204787	Analytical Batch:	2D18004

Volatile Organic Compounds by EPA Method 8260B

CAS Number	Analyte	Analytical Result	RL
67-64-1	Acetone	<20	20
107-13-1	Acrylonitrile	<2.0	2.0
71-43-2	Benzene	<1.0	1.0
108-86-1	Bromobenzene	<1.0	1.0
74-97-5	Bromochloromethane	<1.0	1.0
75-27-4	Bromodichloromethane	<1.0	1.0
75-25-2	Bromoform	<1.0	1.0
74-83-9	Bromomethane	<5.0	5.0
104-51-8	n-Butylbenzene	<1.0	1.0
135-98-8	sec-Butylbenzene	<1.0	1.0
98-06-6	tert-Butylbenzene	<1.0	1.0
75-15-0	Carbon Disulfide	<1.0	1.0
56-23-5	Carbon Tetrachloride	<1.0	1.0
108-90-7	Chlorobenzene	<1.0	1.0
75-00-3	Chloroethane	<5.0	5.0
67-66-3	Chloroform	<1.0	1.0
74-87-3	Chloromethane	<5.0	5.0
96-12-8	1,2-Dibromo-3-chloropropane	<5.0	5.0
124-48-1	Dibromochloromethane	<1.0	1.0
106-93-4	1,2-Dibromoethane	<1.0	1.0
74-95-3	Dibromomethane	<1.0	1.0
110-57-6	trans-1,4-Dichloro-2-butene	<1.0	1.0
95-50-1	1,2-Dichlorobenzene	<1.0	1.0
541-73-1	1,3-Dichlorobenzene	<1.0	1.0
106-46-7	1,4-Dichlorobenzene	<1.0	1.0
75-71-8	Dichlorodifluoromethane	<5.0	5.0
75-34-3	1,1-Dichloroethane	<1.0	1.0
107-06-2	1,2-Dichloroethane	<1.0	1.0
75-35-4	1,1-Dichloroethene	<1.0	1.0
156-59-2	cis-1,2-Dichloroethene	<1.0	1.0
156-60-5	trans-1,2-Dichloroethene	<1.0	1.0

Continued on next page

This report shall not be reproduced, except in full, without written authorization of TriMatrix Laboratories, Inc.
Individual sample results relate only to the sample tested.

5560 Corporate Exchange Court SE ♦ Grand Rapids, MI 49512 ♦ 616.975.4500 ♦ Fax 616.942.7463 ♦ www.trimatrixlabs.com

US EPA ARCHIVE DOCUMENT

TRIMATRIX LABORATORIES

ANALYTICAL REPORT

Client:	**TRC Companies. - Ann Arbor Office**	Work Order:	**1204228**
Project:	Tecumseh Products	Description:	Laboratory Services
Client Sample ID:	**MW-5s**	Sampled:	04/09/12 15:03
Lab Sample ID:	**1204228-08**	Sampled By:	J. Jasso
Matrix:	Water	Received:	04/11/12 17:50
Unit:	ug/L	Prepared:	04/17/12 By: DLV
Dilution Factor:	1	Analyzed:	04/17/12 By: DLV
QC Batch:	1204787	Analytical Batch:	2D18004

Volatile Organic Compounds by EPA Method 8260B (Continued)

CAS Number	Analyte	Analytical Result	RL
78-87-5	1,2-Dichloropropane	<1.0	1.0
10061-01-5	cis-1,3-Dichloropropene	<1.0	1.0
10061-02-6	trans-1,3-Dichloropropene	<1.0	1.0
100-41-4	Ethylbenzene	<1.0	1.0
60-29-7	Ethyl Ether	<5.0	5.0
591-78-6	2-Hexanone	<5.0	5.0
74-88-4	Iodomethane	<1.0	1.0
98-82-8	Isopropylbenzene	<1.0	1.0
99-87-6	4-Isopropyltoluene	<5.0	5.0
1634-04-4	Methyl tert-Butyl Ether	<5.0	5.0
75-09-2	Methylene Chloride	<5.0	5.0
78-93-3	2-Butanone (MEK)	<5.0	5.0
91-57-6	2-Methylnaphthalene	<5.0	5.0
108-10-1	4-Methyl-2-pentanone (MIBK)	<5.0	5.0
91-20-3	Naphthalene	<5.0	5.0
103-65-1	n-Propylbenzene	<1.0	1.0
100-42-5	Styrene	<1.0	1.0
630-20-6	1,1,1,2-Tetrachloroethane	<1.0	1.0
79-34-5	1,1,2,2-Tetrachloroethane	<1.0	1.0
127-18-4	Tetrachloroethene	**5.7**	1.0
109-99-9	Tetrahydrofuran	<5.0	5.0
108-88-3	Toluene	<1.0	1.0
87-61-6	1,2,3-Trichlorobenzene	<5.0	5.0
120-82-1	1,2,4-Trichlorobenzene	<5.0	5.0
71-55-6	1,1,1-Trichloroethane	<1.0	1.0
79-00-5	1,1,2-Trichloroethane	<1.0	1.0
79-01-6	Trichloroethene	**160**	1.0
75-69-4	Trichlorofluoromethane	<1.0	1.0
96-18-4	1,2,3-Trichloropropane	<1.0	1.0
95-63-6	1,2,4-Trimethylbenzene	<1.0	1.0
108-67-8	1,3,5-Trimethylbenzene	<1.0	1.0

Continued on next page

This report shall not be reproduced, except in full, without written authorization of TriMatrix Laboratories, Inc.
Individual sample results relate only to the sample tested.

5560 Corporate Exchange Court SE ♦ Grand Rapids, MI 49512 ♦ 616.975.4500 ♦ Fax 616.942.7463 ♦ www.trimatrixlabs.com

US EPA ARCHIVE DOCUMENT

TRIMATRIX LABORATORIES

ANALYTICAL REPORT

Client:	**TRC Companies. - Ann Arbor Office**	Work Order:	**1204228**
Project:	Tecumseh Products	Description:	Laboratory Services
Client Sample ID:	**MW-5s**	Sampled:	04/09/12 15:03
Lab Sample ID:	**1204228-08**	Sampled By:	J. Jasso
Matrix:	Water	Received:	04/11/12 17:50
Unit:	ug/L	Prepared:	04/17/12 By: DLV
Dilution Factor:	1	Analyzed:	04/17/12 By: DLV
QC Batch:	1204787	Analytical Batch:	2D18004

Volatile Organic Compounds by EPA Method 8260B (Continued)

CAS Number	Analyte	Analytical Result	RL
75-01-4	Vinyl Chloride	<1.0	1.0
179601-23-1	Xylene, Meta + Para	<2.0	2.0
95-47-6	Xylene, Ortho	<1.0	1.0

Surrogates:	***% Recovery***	***Control Limits***
Dibromofluoromethane	*103*	*85-118*
1,2-Dichloroethane-d4	*108*	*87-122*
Toluene-d8	*98*	*85-113*
4-Bromofluorobenzene	*95*	*82-110*

US EPA ARCHIVE DOCUMENT

This report shall not be reproduced, except in full, without written authorization of TriMatrix Laboratories, Inc.
Individual sample results relate only to the sample tested.
5560 Corporate Exchange Court SE ♦ Grand Rapids, MI 49512 ♦ 616.975.4500 ♦ Fax 616.942.7463 ♦ www.trimatrixlabs.com

TRIMATRIX LABORATORIES

ANALYTICAL REPORT

Client:	**TRC Companies. - Ann Arbor Office**	Work Order:	**1204228**
Project:	Tecumseh Products	Description:	Laboratory Services
Client Sample ID:	**MW-25s**	Sampled:	04/09/12 16:15
Lab Sample ID:	**1204228-09**	Sampled By:	J. Jasso
Matrix:	Water	Received:	04/11/12 17:50
Unit:	ug/L	Prepared:	04/17/12 By: DLV
Dilution Factor:	1	Analyzed:	04/17/12 By: DLV
QC Batch:	1204787	Analytical Batch:	2D18004

Volatile Organic Compounds by EPA Method 8260B

CAS Number	Analyte	Analytical Result	RL
67-64-1	Acetone	<20	20
107-13-1	Acrylonitrile	<2.0	2.0
71-43-2	Benzene	<1.0	1.0
108-86-1	Bromobenzene	<1.0	1.0
74-97-5	Bromochloromethane	<1.0	1.0
75-27-4	Bromodichloromethane	<1.0	1.0
75-25-2	Bromoform	<1.0	1.0
74-83-9	Bromomethane	<5.0	5.0
104-51-8	n-Butylbenzene	<1.0	1.0
135-98-8	sec-Butylbenzene	<1.0	1.0
98-06-6	tert-Butylbenzene	<1.0	1.0
75-15-0	Carbon Disulfide	<1.0	1.0
56-23-5	Carbon Tetrachloride	<1.0	1.0
108-90-7	Chlorobenzene	<1.0	1.0
75-00-3	Chloroethane	<5.0	5.0
67-66-3	Chloroform	<1.0	1.0
74-87-3	Chloromethane	<5.0	5.0
96-12-8	1,2-Dibromo-3-chloropropane	<5.0	5.0
124-48-1	Dibromochloromethane	<1.0	1.0
106-93-4	1,2-Dibromoethane	<1.0	1.0
74-95-3	Dibromomethane	<1.0	1.0
110-57-6	trans-1,4-Dichloro-2-butene	<1.0	1.0
95-50-1	1,2-Dichlorobenzene	<1.0	1.0
541-73-1	1,3-Dichlorobenzene	<1.0	1.0
106-46-7	1,4-Dichlorobenzene	<1.0	1.0
75-71-8	Dichlorodifluoromethane	<5.0	5.0
75-34-3	1,1-Dichloroethane	<1.0	1.0
107-06-2	1,2-Dichloroethane	<1.0	1.0
75-35-4	1,1-Dichloroethene	<1.0	1.0
156-59-2	cis-1,2-Dichloroethene	<1.0	1.0
156-60-5	trans-1,2-Dichloroethene	<1.0	1.0

Continued on next page

This report shall not be reproduced, except in full, without written authorization of TriMatrix Laboratories, Inc.
Individual sample results relate only to the sample tested.

5560 Corporate Exchange Court SE ♦ Grand Rapids, MI 49512 ♦ 616.975.4500 ♦ Fax 616.942.7463 ♦ www.trimatrixlabs.com

US EPA ARCHIVE DOCUMENT

TRIMATRIX LABORATORIES

ANALYTICAL REPORT

Client:	**TRC Companies. - Ann Arbor Office**	Work Order:	**1204228**
Project:	Tecumseh Products	Description:	Laboratory Services
Client Sample ID:	**MW-25s**	Sampled:	04/09/12 16:15
Lab Sample ID:	**1204228-09**	Sampled By:	J. Jasso
Matrix:	Water	Received:	04/11/12 17:50
Unit:	ug/L	Prepared:	04/17/12 By: DLV
Dilution Factor:	1	Analyzed:	04/17/12 By: DLV
QC Batch:	1204787	Analytical Batch:	2D18004

Volatile Organic Compounds by EPA Method 8260B (Continued)

CAS Number	Analyte	Analytical Result	RL
78-87-5	1,2-Dichloropropane	<1.0	1.0
10061-01-5	cis-1,3-Dichloropropene	<1.0	1.0
10061-02-6	trans-1,3-Dichloropropene	<1.0	1.0
100-41-4	Ethylbenzene	<1.0	1.0
60-29-7	Ethyl Ether	<5.0	5.0
591-78-6	2-Hexanone	<5.0	5.0
74-88-4	Iodomethane	<1.0	1.0
98-82-8	Isopropylbenzene	<1.0	1.0
99-87-6	4-Isopropyltoluene	<5.0	5.0
1634-04-4	Methyl tert-Butyl Ether	<5.0	5.0
75-09-2	Methylene Chloride	<5.0	5.0
78-93-3	2-Butanone (MEK)	<5.0	5.0
91-57-6	2-Methylnaphthalene	<5.0	5.0
108-10-1	4-Methyl-2-pentanone (MIBK)	<5.0	5.0
91-20-3	Naphthalene	<5.0	5.0
103-65-1	n-Propylbenzene	<1.0	1.0
100-42-5	Styrene	<1.0	1.0
630-20-6	1,1,1,2-Tetrachloroethane	<1.0	1.0
79-34-5	1,1,2,2-Tetrachloroethane	<1.0	1.0
127-18-4	Tetrachloroethene	<1.0	1.0
109-99-9	Tetrahydrofuran	<5.0	5.0
108-88-3	Toluene	<1.0	1.0
87-61-6	1,2,3-Trichlorobenzene	<5.0	5.0
120-82-1	1,2,4-Trichlorobenzene	<5.0	5.0
71-55-6	1,1,1-Trichloroethane	**20**	1.0
79-00-5	1,1,2-Trichloroethane	<1.0	1.0
79-01-6	Trichloroethene	**3.6**	1.0
75-69-4	Trichlorofluoromethane	<1.0	1.0
96-18-4	1,2,3-Trichloropropane	<1.0	1.0
95-63-6	1,2,4-Trimethylbenzene	<1.0	1.0
108-67-8	1,3,5-Trimethylbenzene	<1.0	1.0

Continued on next page

This report shall not be reproduced, except in full, without written authorization of TriMatrix Laboratories, Inc.
Individual sample results relate only to the sample tested.

5560 Corporate Exchange Court SE ♦ Grand Rapids, MI 49512 ♦ 616.975.4500 ♦ Fax 616.942.7463 ♦ www.trimatrixlabs.com

US EPA ARCHIVE DOCUMENT

TRIMATRIX LABORATORIES

ANALYTICAL REPORT

Client:	**TRC Companies. - Ann Arbor Office**	Work Order:	**1204228**
Project:	Tecumseh Products	Description:	Laboratory Services
Client Sample ID:	**MW-25s**	Sampled:	04/09/12 16:15
Lab Sample ID:	**1204228-09**	Sampled By:	J. Jasso
Matrix:	Water	Received:	04/11/12 17:50
Unit:	ug/L	Prepared:	04/17/12 By: DLV
Dilution Factor:	1	Analyzed:	04/17/12 By: DLV
QC Batch:	1204787	Analytical Batch:	2D18004

Volatile Organic Compounds by EPA Method 8260B (Continued)

CAS Number	Analyte	Analytical Result	RL
75-01-4	Vinyl Chloride	<1.0	1.0
179601-23-1	Xylene, Meta + Para	<2.0	2.0
95-47-6	Xylene, Ortho	<1.0	1.0

Surrogates:	***% Recovery***	***Control Limits***
Dibromofluoromethane	*104*	*85-118*
1,2-Dichloroethane-d4	*107*	*87-122*
Toluene-d8	*97*	*85-113*
4-Bromofluorobenzene	*95*	*82-110*

US EPA ARCHIVE DOCUMENT

This report shall not be reproduced, except in full, without written authorization of TriMatrix Laboratories, Inc.
Individual sample results relate only to the sample tested.
5560 Corporate Exchange Court SE ♦ Grand Rapids, MI 49512 ♦ 616.975.4500 ♦ Fax 616.942.7463 ♦ www.trimatrixlabs.com

QUALITY CONTROL REPORT

Volatile Organic Compounds by EPA Method 8260B

Analyte	Sample Conc.	Spike Qty.	Result	Spike % Rec.	Control Limits	RPD	RPD Limits	RL

QC Batch: 1204387 5030B Aqueous Purge & Trap/USEPA-8260B

Method Blank Analyzed: 04/06/2012 By: DLV

Unit: ug/L Analytical Batch: 2D09058

Acetone	<20	--	20
Acrylonitrile	<2.0		2.0
Benzene	<1.0		1.0
Bromobenzene	<1.0		1.0
Bromochloromethane	<1.0		1.0
Bromodichloromethane	<1.0		1.0
Bromoform	<1.0		1.0
Bromomethane	<5.0		5.0
n-Butylbenzene	<1.0		1.0
sec-Butylbenzene	<1.0		1.0
tert-Butylbenzene	<1.0		1.0
Carbon Disulfide	<1.0	--	1.0
Carbon Tetrachloride	<1.0		1.0
Chlorobenzene	<1.0	--	1.0
Chloroethane	<5.0		5.0
Chloroform	<1.0		1.0
Chloromethane	<5.0		5.0
1,2-Dibromo-3-chloropropane	<5.0		5.0
Dibromochloromethane	<1.0		1.0
1,2-Dibromoethane	<1.0		1.0
Dibromomethane	<1.0		1.0
trans-1,4-Dichloro-2-butene	<1.0		1.0
1,2-Dichlorobenzene	<1.0		1.0
1,3-Dichlorobenzene	<1.0		1.0
1,4-Dichlorobenzene	<1.0	--	1.0
Dichlorodifluoromethane	<5.0		5.0
1,1-Dichloroethane	<1.0		1.0
1,2-Dichloroethane	<1.0		1.0
1,1-Dichloroethene	<1.0		1.0
cis-1,2-Dichloroethene	<1.0		1.0
trans-1,2-Dichloroethene	<1.0		1.0
1,2-Dichloropropane	<1.0		1.0
cis-1,3-Dichloropropene	<1.0		1.0
trans-1,3-Dichloropropene	<1.0		1.0
Ethylbenzene	<1.0	--	1.0
Ethyl Ether	<5.0		5.0

Continued on next page

This report shall not be reproduced, except in full, without written authorization of TriMatrix Laboratories, Inc.
Individual sample results relate only to the sample tested.

5560 Corporate Exchange Court SE ♦ Grand Rapids, MI 49512 ♦ 616.975.4500 ♦ Fax 616.942.7463 ♦ www.trimatrixlabs.com

US EPA ARCHIVE DOCUMENT

Volatile Organic Compounds by EPA Method 8260B (Continued)

QC Batch: 1204387 (Continued) 5030B Aqueous Purge & Trap/USEPA-8260B

Method Blank (Continued) Analyzed: 04/06/2012 By: DLV
Unit: ug/L Analytical Batch: 2D09058

Analyte	Sample Conc.	Spike Qty.	Result	Spike % Rec.	Control Limits	RPD	RPD Limits	RL
2-Hexanone			<5.0					5.0
Iodomethane			<1.0					1.0
Isopropylbenzene			<1.0					1.0
4-Isopropyltoluene			<5.0					5.0
Methyl tert-Butyl Ether			<5.0					5.0
Methylene Chloride			<5.0			--		5.0
2-Butanone (MEK)			<5.0					5.0
2-Methylnaphthalene			**9.6**			--		5.0
4-Methyl-2-pentanone (MIBK)			<5.0					5.0
Naphthalene			<5.0			--		5.0
n-Propylbenzene			<1.0					1.0
Styrene			<1.0					1.0
1,1,1,2-Tetrachloroethane			<1.0					1.0
1,1,2,2-Tetrachloroethane			<1.0					1.0
Tetrachloroethene			<1.0					1.0
Tetrahydrofuran			<5.0					5.0
Toluene			<1.0					1.0
1,2,3-Trichlorobenzene			<5.0					5.0
1,2,4-Trichlorobenzene			<5.0					5.0
1,1,1-Trichloroethane			<1.0					1.0
1,1,2-Trichloroethane			<1.0					1.0
Trichloroethene			<1.0					1.0
Trichlorofluoromethane			<1.0					1.0
1,2,3-Trichloropropane			<1.0					1.0
1,2,4-Trimethylbenzene			<1.0					1.0
1,3,5-Trimethylbenzene			<1.0					1.0
Vinyl Chloride			<1.0					1.0
Xylene, Meta + Para			<2.0					2.0
Xylene, Ortho			<1.0					1.0
Surrogates:								
Dibromofluoromethane				*99*	*85-118*			
1,2-Dichloroethane-d4				*100*	*87-122*			
Toluene-d8				*98*	*85-113*			
4-Bromofluorobenzene				*100*	*82-110*			

Laboratory Control Sample Analyzed: 04/06/2012 By: DLV
Unit: ug/L Analytical Batch: 2D09058

Analyte	Sample Conc.	Spike Qty.	Result	Spike % Rec.	Control Limits	RPD	RPD Limits	RL
Benzene		40.0	**41.6**	104	84-119	--	20	1.0

Continued on next page

This report shall not be reproduced, except in full, without written authorization of TriMatrix Laboratories, Inc.
Individual sample results relate only to the sample tested.

5560 Corporate Exchange Court SE ♦ Grand Rapids, MI 49512 ♦ 616.975.4500 ♦ Fax 616.942.7463 ♦ www.trimatrixlabs.com

US EPA ARCHIVE DOCUMENT

Volatile Organic Compounds by EPA Method 8260B (Continued)

Analyte	Sample Conc.	Spike Qty.	Result	Spike % Rec.	Control Limits	RPD	RPD Limits	RL
QC Batch: 1204387 (Continued) 5030B Aqueous Purge & Trap/USEPA-8260B								
Laboratory Control Sample (Continued)					Analyzed:	04/06/2012	By: DLV	
Unit: ug/L					Analytical Batch:	2D09058		
Chlorobenzene		40.0	**40.9**	102	84-118	--	20	1.0
1,1-Dichloroethene		40.0	**42.0**	105	77-123	--	20	1.0
Toluene		40.0	**41.5**	104	85-118	--	20	1.0
Trichloroethene		40.0	**43.1**	108	82-119	--	20	1.0
Surrogates:								
Dibromofluoromethane				*100*	*85-118*			
1,2-Dichloroethane-d4				*101*	*87-122*			
Toluene-d8				*101*	*85-113*			
4-Bromofluorobenzene				*99*	*82-110*			
Matrix Spike 1204065-02 MW-27s					Analyzed:	04/07/2012	By: DLV	
Unit: ug/L					Analytical Batch:	2D09058		
Benzene	<1.0	40.0	**43.5**	109	80-129	--	9	1.0
Chlorobenzene	<1.0	40.0	**41.6**	104	80-121	--	8	1.0
1,1-Dichloroethene	<1.0	40.0	**43.6**	109	74-134	--	11	1.0
Toluene	<1.0	40.0	**43.5**	109	79-129	--	9	1.0
Trichloroethene	0.450	40.0	**44.1**	109	75-127	--	10	1.0
Surrogates:								
Dibromofluoromethane				*101*	*85-118*			
1,2-Dichloroethane-d4				*99*	*87-122*			
Toluene-d8				*103*	*85-113*			
4-Bromofluorobenzene				*99*	*82-110*			
Matrix Spike Duplicate 1204065-02 MW-27s					Analyzed:	04/07/2012	By: DLV	
Unit: ug/L					Analytical Batch:	2D09058		
Benzene	<1.0	40.0	**44.1**	110	80-129	1	9	1.0
Chlorobenzene	<1.0	40.0	**42.2**	106	80-121	1	8	1.0
1,1-Dichloroethene	<1.0	40.0	**45.0**	113	74-134	3	11	1.0
Toluene	<1.0	40.0	**43.9**	110	79-129	0.9	9	1.0
Trichloroethene	0.450	40.0	**44.7**	111	75-127	1	10	1.0
Surrogates:								
Dibromofluoromethane				*101*	*85-118*			
1,2-Dichloroethane-d4				*98*	*87-122*			
Toluene-d8				*102*	*85-113*			
4-Bromofluorobenzene				*100*	*82-110*			
QC Batch: 1204663 5030B Aqueous Purge & Trap/USEPA-8260B								
Method Blank					Analyzed:	04/13/2012	By: DLV	
Unit: ug/L					Analytical Batch:	2D16023		
Acetone			<20					20

Continued on next page

This report shall not be reproduced, except in full, without written authorization of TriMatrix Laboratories, Inc.
Individual sample results relate only to the sample tested.

5560 Corporate Exchange Court SE ♦ Grand Rapids, MI 49512 ♦ 616.975.4500 ♦ Fax 616.942.7463 ♦ www.trimatrixlabs.com

US EPA ARCHIVE DOCUMENT

Volatile Organic Compounds by EPA Method 8260B (Continued)

Analyte	Sample Conc.	Spike Qty.	Result	Spike % Rec.	Control Limits	RPD	RPD Limits	RL

QC Batch: 1204663 (Continued) 5030B Aqueous Purge & Trap/USEPA-8260B

Method Blank (Continued) Analyzed: 04/13/2012 By: DLV

Unit: ug/L Analytical Batch: 2D16023

Acrylonitrile	<2.0		2.0
Benzene	<1.0		1.0
Bromobenzene	<1.0		1.0
Bromochloromethane	<1.0		1.0
Bromodichloromethane	<1.0		1.0
Bromoform	<1.0		1.0
Bromomethane	<5.0		5.0
n-Butylbenzene	<1.0		1.0
sec-Butylbenzene	<1.0		1.0
tert-Butylbenzene	<1.0		1.0
Carbon Disulfide	<1.0	--	1.0
Carbon Tetrachloride	<1.0		1.0
Chlorobenzene	<1.0		1.0
Chloroethane	<5.0		5.0
Chloroform	<1.0		1.0
Chloromethane	<5.0		5.0
1,2-Dibromo-3-chloropropane	<5.0		5.0
Dibromochloromethane	<1.0		1.0
1,2-Dibromoethane	<1.0		1.0
Dibromomethane	<1.0		1.0
trans-1,4-Dichloro-2-butene	<1.0		1.0
1,2-Dichlorobenzene	<1.0		1.0
1,3-Dichlorobenzene	<1.0		1.0
1,4-Dichlorobenzene	<1.0	--	1.0
Dichlorodifluoromethane	<5.0		5.0
1,1-Dichloroethane	<1.0		1.0
1,2-Dichloroethane	<1.0		1.0
1,1-Dichloroethene	<1.0		1.0
cis-1,2-Dichloroethene	<1.0		1.0
trans-1,2-Dichloroethene	<1.0		1.0
1,2-Dichloropropane	<1.0		1.0
cis-1,3-Dichloropropene	<1.0		1.0
trans-1,3-Dichloropropene	<1.0		1.0
Ethylbenzene	<1.0	--	1.0
Ethyl Ether	<5.0		5.0
2-Hexanone	<5.0		5.0

Continued on next page

This report shall not be reproduced, except in full, without written authorization of TriMatrix Laboratories, Inc.
Individual sample results relate only to the sample tested.

5560 Corporate Exchange Court SE ♦ Grand Rapids, MI 49512 ♦ 616.975.4500 ♦ Fax 616.942.7463 ♦ www.trimatrixlabs.com

US EPA ARCHIVE DOCUMENT

QUALITY CONTROL REPORT

Volatile Organic Compounds by EPA Method 8260B (Continued)

QC Batch: 1204663 (Continued) 5030B Aqueous Purge & Trap/USEPA-8260B

Method Blank (Continued) Analyzed: 04/13/2012 By: DLV
Unit: ug/L Analytical Batch: 2D16023

Analyte	Sample Conc.	Spike Qty.	Result	Spike % Rec.	Control Limits	RPD	RPD Limits	RL
Iodomethane			<1.0					1.0
Isopropylbenzene			<1.0					1.0
4-Isopropyltoluene			<5.0					5.0
Methyl tert-Butyl Ether			<5.0					5.0
Methylene Chloride			<5.0			--		5.0
2-Butanone (MEK)			<5.0					5.0
2-Methylnaphthalene			**8.8**			--		5.0
4-Methyl-2-pentanone (MIBK)			<5.0					5.0
Naphthalene			<5.0			--		5.0
n-Propylbenzene			<1.0					1.0
Styrene			<1.0					1.0
1,1,1,2-Tetrachloroethane			<1.0					1.0
1,1,2,2-Tetrachloroethane			<1.0					1.0
Tetrachloroethene			<1.0					1.0
Tetrahydrofuran			<5.0					5.0
Toluene			<1.0					1.0
1,2,3-Trichlorobenzene			<5.0					5.0
1,2,4-Trichlorobenzene			<5.0					5.0
1,1,1-Trichloroethane			<1.0					1.0
1,1,2-Trichloroethane			<1.0					1.0
Trichloroethene			<1.0					1.0
Trichlorofluoromethane			<1.0					1.0
1,2,3-Trichloropropane			<1.0					1.0
1,2,4-Trimethylbenzene			<1.0					1.0
1,3,5-Trimethylbenzene			<1.0					1.0
Vinyl Chloride			<1.0					1.0
Xylene, Meta + Para			<2.0					2.0
Xylene, Ortho			<1.0					1.0
Surrogates:								
Dibromofluoromethane				*96*	*85-118*			
1,2-Dichloroethane-d4				*92*	*87-122*			
Toluene-d8				*95*	*85-113*			
4-Bromofluorobenzene				*97*	*82-110*			

Laboratory Control Sample Analyzed: 04/13/2012 By: DLV
Unit: ug/L Analytical Batch: 2D16023

Analyte	Sample Conc.	Spike Qty.	Result	Spike % Rec.	Control Limits	RPD	RPD Limits	RL
Benzene		40.0	**39.4**	99	84-119	--	20	1.0

Continued on next page

This report shall not be reproduced, except in full, without written authorization of TriMatrix Laboratories, Inc.
Individual sample results relate only to the sample tested.
5560 Corporate Exchange Court SE ♦ Grand Rapids, MI 49512 ♦ 616.975.4500 ♦ Fax 616.942.7463 ♦ www.trimatrixlabs.com

US EPA ARCHIVE DOCUMENT

Volatile Organic Compounds by EPA Method 8260B (Continued)

QC Batch: 1204663 (Continued) 5030B Aqueous Purge & Trap/USEPA-8260B

Laboratory Control Sample (Continued) Analyzed: 04/13/2012 By: DLV
Unit: ug/L Analytical Batch: 2D16023

Analyte	Sample Conc.	Spike Qty.	Result	Spike % Rec.	Control Limits	RPD	RPD Limits	RL
Chlorobenzene		40.0	**38.7**	97	84-118	--	20	1.0
1,1-Dichloroethene		40.0	**40.4**	101	77-123	--	20	1.0
Toluene		40.0	**38.3**	96	85-118	--	20	1.0
Trichloroethene		40.0	**37.6**	94	82-119	--	20	1.0
Surrogates:								
Dibromofluoromethane				*97*	*85-118*			
1,2-Dichloroethane-d4				*91*	*87-122*			
Toluene-d8				*99*	*85-113*			
4-Bromofluorobenzene				*99*	*82-110*			

QC Batch: 1204677 5030B Aqueous Purge & Trap/USEPA-8260B

Method Blank Analyzed: 04/13/2012 By: DLV
Unit: ug/L Analytical Batch: 2D16028

Analyte	Result	RL
Acetone	<20	20
Acrylonitrile	<2.0	2.0
Benzene	<1.0	1.0
Bromobenzene	<1.0	1.0
Bromochloromethane	<1.0	1.0
Bromodichloromethane	<1.0	1.0
Bromoform	<1.0	1.0
Bromomethane	<5.0	5.0
n-Butylbenzene	<1.0	1.0
sec-Butylbenzene	<1.0	1.0
tert-Butylbenzene	<1.0	1.0
Carbon Disulfide	<1.0	1.0
Carbon Tetrachloride	<1.0	1.0
Chlorobenzene	<1.0	1.0
Chloroethane	<5.0	5.0
Chloroform	<1.0	1.0
Chloromethane	<5.0	5.0
1,2-Dibromo-3-chloropropane	<5.0	5.0
Dibromochloromethane	<1.0	1.0
1,2-Dibromoethane	<1.0	1.0
Dibromomethane	<1.0	1.0
trans-1,4-Dichloro-2-butene	<1.0	1.0
1,2-Dichlorobenzene	<1.0	1.0

Continued on next page

This report shall not be reproduced, except in full, without written authorization of TriMatrix Laboratories, Inc.
Individual sample results relate only to the sample tested.
5560 Corporate Exchange Court SE ♦ Grand Rapids, MI 49512 ♦ 616.975.4500 ♦ Fax 616.942.7463 ♦ www.trimatrixlabs.com

US EPA ARCHIVE DOCUMENT

Volatile Organic Compounds by EPA Method 8260B (Continued)

Analyte	Sample Conc.	Spike Qty.	Result	Spike % Rec.	Control Limits	RPD	RPD Limits	RL

QC Batch: 1204677 (Continued) 5030B Aqueous Purge & Trap/USEPA-8260B

Method Blank (Continued) Analyzed: 04/13/2012 By: DLV

Unit: ug/L Analytical Batch: 2D16028

1,3-Dichlorobenzene	<1.0		1.0
1,4-Dichlorobenzene	<1.0	--	1.0
Dichlorodifluoromethane	<5.0		5.0
1,1-Dichloroethane	<1.0		1.0
1,2-Dichloroethane	<1.0		1.0
1,1-Dichloroethene	<1.0		1.0
cis-1,2-Dichloroethene	<1.0		1.0
trans-1,2-Dichloroethene	<1.0		1.0
1,2-Dichloropropane	<1.0		1.0
cis-1,3-Dichloropropene	<1.0		1.0
trans-1,3-Dichloropropene	<1.0		1.0
Ethylbenzene	<1.0	--	1.0
Ethyl Ether	<5.0		5.0
2-Hexanone	<5.0		5.0
Iodomethane	<1.0		1.0
Isopropylbenzene	<1.0		1.0
4-Isopropyltoluene	<5.0		5.0
Methyl tert-Butyl Ether	<5.0		5.0
Methylene Chloride	<5.0	--	5.0
2-Butanone (MEK)	<5.0		5.0
2-Methylnaphthalene	<5.0		5.0
4-Methyl-2-pentanone (MIBK)	<5.0		5.0
Naphthalene	<5.0		5.0
n-Propylbenzene	<1.0		1.0
Styrene	<1.0		1.0
1,1,1,2-Tetrachloroethane	<1.0		1.0
1,1,2,2-Tetrachloroethane	<1.0		1.0
Tetrachloroethene	<1.0		1.0
Tetrahydrofuran	<5.0		5.0
Toluene	<1.0		1.0
1,2,3-Trichlorobenzene	<5.0		5.0
1,2,4-Trichlorobenzene	<5.0		5.0
1,1,1-Trichloroethane	<1.0		1.0
1,1,2-Trichloroethane	<1.0		1.0
Trichloroethene	<1.0		1.0
Trichlorofluoromethane	<1.0		1.0

Continued on next page

This report shall not be reproduced, except in full, without written authorization of TriMatrix Laboratories, Inc.
Individual sample results relate only to the sample tested.

5560 Corporate Exchange Court SE ♦ Grand Rapids, MI 49512 ♦ 616.975.4500 ♦ Fax 616.942.7463 ♦ www.trimatrixlabs.com

US EPA ARCHIVE DOCUMENT

QUALITY CONTROL REPORT

Volatile Organic Compounds by EPA Method 8260B (Continued)

QC Batch: 1204677 (Continued) 5030B Aqueous Purge & Trap/USEPA-8260B

Method Blank (Continued) Analyzed: 04/13/2012 By: DLV
Unit: ug/L Analytical Batch: 2D16028

Analyte	Sample Conc.	Spike Qty.	Result	Spike % Rec.	Control Limits	RPD	RPD Limits	RL
1,2,3-Trichloropropane			<1.0					1.0
1,2,4-Trimethylbenzene			<1.0					1.0
1,3,5-Trimethylbenzene			<1.0					1.0
Vinyl Chloride			<1.0					1.0
Xylene, Meta + Para			<2.0					2.0
Xylene, Ortho			<1.0					1.0
Surrogates:								
Dibromofluoromethane				*99*	*85-118*			
1,2-Dichloroethane-d4				*99*	*87-122*			
Toluene-d8				*97*	*85-113*			
4-Bromofluorobenzene				*99*	*82-110*			

Laboratory Control Sample Analyzed: 04/13/2012 By: DLV
Unit: ug/L Analytical Batch: 2D16028

Analyte	Sample Conc.	Spike Qty.	Result	Spike % Rec.	Control Limits	RPD	RPD Limits	RL
Benzene		40.0	**41.3**	103	84-119	--	20	1.0
Chlorobenzene		40.0	**40.4**	101	84-118	--	20	1.0
1,1-Dichloroethene		40.0	**41.8**	104	77-123	--	20	1.0
Toluene		40.0	**40.6**	102	85-118	--	20	1.0
Trichloroethene		40.0	**40.1**	100	82-119	--	20	1.0
Surrogates:								
Dibromofluoromethane				*100*	*85-118*			
1,2-Dichloroethane-d4				*99*	*87-122*			
Toluene-d8				*101*	*85-113*			
4-Bromofluorobenzene				*101*	*82-110*			

Matrix Spike 1204149-12 MW-31 Analyzed: 04/14/2012 By: DLV
Unit: ug/L Analytical Batch: 2D16028

Analyte	Sample Conc.	Spike Qty.	Result	Spike % Rec.	Control Limits	RPD	RPD Limits	RL
Benzene	<2.0	80.0	**84.2**	105	80-129	--	9	2.0
Chlorobenzene	<2.0	80.0	**82.2**	103	80-121	--	8	2.0
1,1-Dichloroethene	<2.0	80.0	**82.4**	103	74-134	--	11	2.0
Toluene	<2.0	80.0	**83.0**	104	79-129	--	9	2.0
Trichloroethene	293	80.0	**367**	93	75-127	--	10	2.0
Surrogates:								
Dibromofluoromethane				*101*	*85-118*			
1,2-Dichloroethane-d4				*100*	*87-122*			
Toluene-d8				*101*	*85-113*			

Continued on next page

This report shall not be reproduced, except in full, without written authorization of TriMatrix Laboratories, Inc.
Individual sample results relate only to the sample tested.

5560 Corporate Exchange Court SE ♦ Grand Rapids, MI 49512 ♦ 616.975.4500 ♦ Fax 616.942.7463 ♦ www.trimatrixlabs.com

US EPA ARCHIVE DOCUMENT

QUALITY CONTROL REPORT

Volatile Organic Compounds by EPA Method 8260B (Continued)

Analyte	Sample Conc.	Spike Qty.	Result	Spike % Rec.	Control Limits	RPD	RPD Limits	RL

QC Batch: 1204677 (Continued) 5030B Aqueous Purge & Trap/USEPA-8260B

Matrix Spike (Continued) 1204149-12 MW-31 — Analyzed: 04/14/2012 By: DLV
Unit: ug/L — Analytical Batch: 2D16028

Surrogates (Continued):

4-Bromofluorobenzene	*101*	*82-110*

Matrix Spike Duplicate 1204149-12 MW-31 — Analyzed: 04/14/2012 By: DLV
Unit: ug/L — Analytical Batch: 2D16028

Benzene	<2.0	80.0	**85.5**	107	80-129	2	9	2.0
Chlorobenzene	<2.0	80.0	**82.9**	104	80-121	0.8	8	2.0
1,1-Dichloroethene	<2.0	80.0	**85.4**	107	74-134	4	11	2.0
Toluene	<2.0	80.0	**83.8**	105	79-129	1	9	2.0
Trichloroethene	293	80.0	**372**	99	75-127	1	10	2.0

Surrogates:

Dibromofluoromethane	*100*	*85-118*
1,2-Dichloroethane-d4	*98*	*87-122*
Toluene-d8	*100*	*85-113*
4-Bromofluorobenzene	*101*	*82-110*

QC Batch: 1204787 5030B Aqueous Purge & Trap/USEPA-8260B

Method Blank — Analyzed: 04/17/2012 By: DLV
Unit: ug/L — Analytical Batch: 2D18004

Acetone	<20	--	20
Acrylonitrile	<2.0		2.0
Benzene	<1.0		1.0
Bromobenzene	<1.0		1.0
Bromochloromethane	<1.0		1.0
Bromodichloromethane	<1.0		1.0
Bromoform	<1.0		1.0
Bromomethane	<5.0	--	5.0
n-Butylbenzene	<1.0		1.0
sec-Butylbenzene	<1.0	--	1.0
tert-Butylbenzene	<1.0		1.0
Carbon Disulfide	<1.0	--	1.0
Carbon Tetrachloride	<1.0		1.0
Chlorobenzene	<1.0		1.0
Chloroethane	<5.0	--	5.0
Chloroform	<1.0		1.0
Chloromethane	<5.0	--	5.0

Continued on next page

This report shall not be reproduced, except in full, without written authorization of TriMatrix Laboratories, Inc.
Individual sample results relate only to the sample tested.
5560 Corporate Exchange Court SE ♦ Grand Rapids, MI 49512 ♦ 616.975.4500 ♦ Fax 616.942.7463 ♦ www.trimatrixlabs.com

US EPA ARCHIVE DOCUMENT

Volatile Organic Compounds by EPA Method 8260B (Continued)

Analyte	Sample Conc.	Spike Qty.	Result	Spike % Rec.	Control Limits	RPD	RPD Limits	RL

QC Batch: 1204787 (Continued) 5030B Aqueous Purge & Trap/USEPA-8260B

Method Blank (Continued) Analyzed: 04/17/2012 By: DLV

Unit: ug/L Analytical Batch: 2D18004

1,2-Dibromo-3-chloropropane	<5.0		5.0
Dibromochloromethane	<1.0		1.0
1,2-Dibromoethane	<1.0		1.0
Dibromomethane	<1.0		1.0
trans-1,4-Dichloro-2-butene	<1.0		1.0
1,2-Dichlorobenzene	<1.0	--	1.0
1,3-Dichlorobenzene	<1.0	--	1.0
1,4-Dichlorobenzene	<1.0	--	1.0
Dichlorodifluoromethane	<5.0		5.0
1,1-Dichloroethane	<1.0		1.0
1,2-Dichloroethane	<1.0		1.0
1,1-Dichloroethene	<1.0		1.0
cis-1,2-Dichloroethene	<1.0		1.0
trans-1,2-Dichloroethene	<1.0		1.0
1,2-Dichloropropane	<1.0		1.0
cis-1,3-Dichloropropene	<1.0		1.0
trans-1,3-Dichloropropene	<1.0		1.0
Ethylbenzene	<1.0		1.0
Ethyl Ether	<5.0		5.0
2-Hexanone	<5.0		5.0
Iodomethane	**4.3**	--	1.0
Isopropylbenzene	<1.0		1.0
4-Isopropyltoluene	<5.0	--	5.0
Methyl tert-Butyl Ether	<5.0		5.0
Methylene Chloride	<5.0	--	5.0
2-Butanone (MEK)	<5.0	--	5.0
2-Methylnaphthalene	<5.0	--	5.0
4-Methyl-2-pentanone (MIBK)	<5.0	--	5.0
Naphthalene	<5.0	--	5.0
n-Propylbenzene	<1.0		1.0
Styrene	<1.0		1.0
1,1,1,2-Tetrachloroethane	<1.0		1.0
1,1,2,2-Tetrachloroethane	<1.0		1.0
Tetrachloroethene	<1.0		1.0
Tetrahydrofuran	<5.0		5.0
Toluene	<1.0		1.0

Continued on next page

This report shall not be reproduced, except in full, without written authorization of TriMatrix Laboratories, Inc.
Individual sample results relate only to the sample tested.

5560 Corporate Exchange Court SE ♦ Grand Rapids, MI 49512 ♦ 616.975.4500 ♦ Fax 616.942.7463 ♦ www.trimatrixlabs.com

US EPA ARCHIVE DOCUMENT

QUALITY CONTROL REPORT

Volatile Organic Compounds by EPA Method 8260B (Continued)

QC Batch: 1204787 (Continued) 5030B Aqueous Purge & Trap/USEPA-8260B

Method Blank (Continued) Analyzed: 04/17/2012 By: DLV
Unit: ug/L Analytical Batch: 2D18004

Analyte	Sample Conc.	Spike Qty.	Result	Spike % Rec.	Control Limits	RPD	RPD Limits	RL
1,2,3-Trichlorobenzene			<5.0			--		5.0
1,2,4-Trichlorobenzene			<5.0			--		5.0
1,1,1-Trichloroethane			<1.0					1.0
1,1,2-Trichloroethane			<1.0					1.0
Trichloroethene			<1.0					1.0
Trichlorofluoromethane			<1.0					1.0
1,2,3-Trichloropropane			<1.0					1.0
1,2,4-Trimethylbenzene			<1.0			--		1.0
1,3,5-Trimethylbenzene			<1.0					1.0
Vinyl Chloride			<1.0					1.0
Xylene, Meta + Para			<2.0					2.0
Xylene, Ortho			<1.0					1.0
Surrogates:								
Dibromofluoromethane				*97*	*85-118*			
1,2-Dichloroethane-d4				*100*	*87-122*			
Toluene-d8				*94*	*85-113*			
4-Bromofluorobenzene				*93*	*82-110*			

Laboratory Control Sample Analyzed: 04/17/2012 By: DLV
Unit: ug/L Analytical Batch: 2D18004

Analyte	Sample Conc.	Spike Qty.	Result	Spike % Rec.	Control Limits	RPD	RPD Limits	RL
Benzene		40.0	**40.6**	101	84-119	--	20	1.0
Chlorobenzene		40.0	**39.8**	99	84-118	--	20	1.0
1,1-Dichloroethene		40.0	**41.7**	104	77-123	--	20	1.0
Toluene		40.0	**40.7**	102	85-118	--	20	1.0
Trichloroethene		40.0	**40.6**	102	82-119	--	20	1.0
Surrogates:								
Dibromofluoromethane				*99*	*85-118*			
1,2-Dichloroethane-d4				*100*	*87-122*			
Toluene-d8				*100*	*85-113*			
4-Bromofluorobenzene				*101*	*82-110*			

Matrix Spike 1204228-05 MW-20s Analyzed: 04/17/2012 By: DLV
Unit: ug/L Analytical Batch: 2D18004

Analyte	Sample Conc.	Spike Qty.	Result	Spike % Rec.	Control Limits	RPD	RPD Limits	RL
Benzene	<1.0	40.0	**41.8**	105	80-129	--	9	1.0
Chlorobenzene	<1.0	40.0	**41.3**	103	80-121	--	8	1.0
1,1-Dichloroethene	1.09	40.0	**42.9**	105	74-134	--	11	1.0

Continued on next page

This report shall not be reproduced, except in full, without written authorization of TriMatrix Laboratories, Inc.
Individual sample results relate only to the sample tested.

5560 Corporate Exchange Court SE ♦ Grand Rapids, MI 49512 ♦ 616.975.4500 ♦ Fax 616.942.7463 ♦ www.trimatrixlabs.com

US EPA ARCHIVE DOCUMENT

QUALITY CONTROL REPORT

Volatile Organic Compounds by EPA Method 8260B (Continued)

QC Batch: 1204787 (Continued) 5030B Aqueous Purge & Trap/USEPA-8260B

Matrix Spike (Continued) 1204228-05 MW-20s — Analyzed: 04/17/2012 By: DLV
Unit: ug/L — Analytical Batch: 2D18004

Analyte	Sample Conc.	Spike Qty.	Result	Spike % Rec.	Control Limits	RPD	RPD Limits	RL
Toluene	<1.0	40.0	**42.7**	107	79-129	--	9	1.0
Trichloroethene	103	40.0	**138**	89	75-127	--	10	1.0
Surrogates:								
Dibromofluoromethane				*103*	*85-118*			
1,2-Dichloroethane-d4				*105*	*87-122*			
Toluene-d8				*102*	*85-113*			
4-Bromofluorobenzene				*102*	*82-110*			

Matrix Spike Duplicate 1204228-05 MW-20s — Analyzed: 04/17/2012 By: DLV
Unit: ug/L — Analytical Batch: 2D18004

Analyte	Sample Conc.	Spike Qty.	Result	Spike % Rec.	Control Limits	RPD	RPD Limits	RL
Benzene	<1.0	40.0	**42.7**	107	80-129	2	9	1.0
Chlorobenzene	<1.0	40.0	**41.6**	104	80-121	0.7	8	1.0
1,1-Dichloroethene	1.09	40.0	**44.3**	108	74-134	3	11	1.0
Toluene	<1.0	40.0	**42.8**	107	79-129	0.2	9	1.0
Trichloroethene	103	40.0	**141**	95	75-127	2	10	1.0
Surrogates:								
Dibromofluoromethane				*102*	*85-118*			
1,2-Dichloroethane-d4				*103*	*87-122*			
Toluene-d8				*101*	*85-113*			
4-Bromofluorobenzene				*102*	*82-110*			

US EPA ARCHIVE DOCUMENT

This report shall not be reproduced, except in full, without written authorization of TriMatrix Laboratories, Inc.
Individual sample results relate only to the sample tested.
5560 Corporate Exchange Court SE ♦ Grand Rapids, MI 49512 ♦ 616.975.4500 ♦ Fax 616.942.7463 ♦ www.trimatrixlabs.com

STATEMENT OF DATA QUALIFICATIONS

All analyses have been validated and comply with our Quality Control Program.
No Qualification is required.

US EPA ARCHIVE DOCUMENT

This report shall not be reproduced, except in full, without written authorization of TriMatrix Laboratories, Inc.
Individual sample results relate only to the sample tested.
5560 Corporate Exchange Court SE ♦ Grand Rapids, MI 49512 ♦ 616.975.4500 ♦ Fax 616.942.7463 ♦ www.trimatrixlabs.com

TRIMATRIX LABORATORIES

5560 Corporate Exchange Court SE
Grand Rapids, MI 49512
Phone (616) 975-4500 Fax (616) 942-7463
www.trimatrixlabs.com

Chain of Custody Record

COC No. 140571

Pg. 1 of 1

For Lab Use Only
Cart: 4
VOA Rack/Tray: 28 White
Receipt Log No.: 39-2
Project Chemist:
Work Order No.: 1204040

Client Name: TRC
Address: 1540 Eisenhower Place
City, State Zip: Ann Arbor MI 48108
Phone/Fax: 734.971.7080 734.971.9017
Email:

Project Name: Former Tecumseh Product
Client Project No. / P.O. No.:
Invoice To: ☒ Client ☐ Other (comments)
Contact/Report To: Stacy Metz

Analyses Requested: VOC 8260, Iron II, Chloride, Sulfate, Nitrate

Container Type (corresponds to Container Packing List): 7 DAAA

PRESERVATIVES
A NONE pH~7
B HNO_3 pH<2
C H_2SO_4 pH<2
D 1+1 HCl pH<2
E NaOH pH>12
F ZnAc/NaOH pH>9
G MeOH
H Other (note below)

Schedule	Matrix Code	Sample Number		Field Sample ID	Cooler ID	Sample Date	Sample Time	COMP	GRAB	Matrix	Number of Containers Submitted	Total	Sample Comments
03		01	1	Trip Blank 01		—	—	X		DI	X	1	
01		02	2	MW-24S		4/2/12	0828		X	GW	X X X X X	5	
		03	3	MW-24D			0939		X	GW	X X X X X	5	
		04	4	MW-17S			1134		X	GW	X X X X X	5	
		05	5	WL-01			1150		X	SW	X	3	
		06	6	MW-10S			1354		X	GW	X X X X X	5	
		07	7	MP-01			—		X	GW	X X X X X	5	
		08	8	MW-14D			1600		X	GW	X X X X X	5	
			9										
			10										

Sampled By (print): Javier Jasso
Sampler's Signature: [signature]
Company: TRC

How Shipped? Hand ___ Carrier Fedex
Tracking No.

Comments

1. Relinquished By	Date	Time	2. Relinquished By	Date	Time	3. Relinquished By	Date	Time
[signature]	4/2/12	1715						

1. Received By	Date	Time	2. Received By	Date	Time	3. Received For Lab By	Date	Time
						[signature]	4/3/12	0900

WHITE COPY - REPORT YELLOW COPY - LABORATORY PINK COPY - FIELD

This report shall not be reproduced, except in full, without written authorization of TriMatrix Laboratories, Inc.
Individual sample results relate only to the sample tested.

US EPA ARCHIVE DOCUMENT

SAMPLE RECEIVING / LOG-IN CHECKLIST

TRIMATRIX LABORATORIES

Client: TRC
Receipt Record Page/Line #: 39-2
Work Order #: 1204070
New / Add To
Project Chemist | Sample #s

Recorded by (initials/date): LR 4/3/12

☑ Cooler ☐ Box ☐ Other ____ | Qty Received: 1

Thermometer Used: ☑ IR Gun (#202) ☐ Digital Thermometer (#54) ☐ Other (#____) ☐ See Additional Cooler Information Form

Cooler #	Time	Custody Seals	Coolant Location	Coolant/Temperature Taken Via	Alternate Temperature Taken Via	Recorded °C	Correction Factor °C	Actual °C	Cooler ID on COC?	VOC Trip Blank received?
Client	0906	☑ None ☐ Present / Intact ☐ Present / Not Intact	Dispersed / Top / Middle / Bottom	☐ Loose Ice / Avg 2-3 containers ☑ Bagged Ice / Avg 2-3 containers ☐ Blue Ice / Avg 2-3 containers ☐ None / Avg 2-3 containers	☑ Temperature Blank (TB) ☐ 1 Container	Temp Blank: —		6.5	☐	☑
						TB location: Representative / Not Representative				
						1: 5.4	–	5.4		
						2: 4.4	–	4.4		
						3: 4.1	–	4.1		
						Average °C		4.6		

Cooler #	Time	Custody Seals	Coolant Location	Coolant/Temperature Taken Via	Alternate Temperature Taken Via	Recorded °C	Correction Factor °C	Actual °C	Cooler ID on COC?	VOC Trip Blank received?
		☐ None ☐ Present / Intact ☐ Present / Not Intact	Dispersed / Top / Middle / Bottom	☐ Loose Ice / Avg 2-3 containers ☐ Bagged Ice / Avg 2-3 containers ☐ Blue Ice / Avg 2-3 containers ☐ None / Avg 2-3 containers	☐ Temperature Blank (TB) ☐ 1 Container	Temp Blank:			☐	☐
						TB location: Representative / Not Representative				
						1				
						2				
						3				
						Average °C				

Cooler #	Time	Custody Seals	Coolant Location	Coolant/Temperature Taken Via	Alternate Temperature Taken Via	Recorded °C	Correction Factor °C	Actual °C	Cooler ID on COC?	VOC Trip Blank received?
		☐ None ☐ Present / Intact ☐ Present / Not Intact	Dispersed / Top / Middle / Bottom	☐ Loose Ice / Avg 2-3 containers ☐ Bagged Ice / Avg 2-3 containers ☐ Blue Ice / Avg 2-3 containers ☐ None / Avg 2-3 containers	☐ Temperature Blank (TB) ☐ 1 Container	Temp Blank:			☐	☐
						TB location: Representative / Not Representative				
						1				
						2				
						3				
						Average °C				

Cooler #	Time	Custody Seals	Coolant Location	Coolant/Temperature Taken Via	Alternate Temperature Taken Via	Recorded °C	Correction Factor °C	Actual °C	Cooler ID on COC?	VOC Trip Blank received?
		☐ None ☐ Present / Intact ☐ Present / Not Intact	Dispersed / Top / Middle / Bottom	☐ Loose Ice / Avg 2-3 containers ☐ Bagged Ice / Avg 2-3 containers ☐ Blue Ice / Avg 2-3 containers ☐ None / Avg 2-3 containers	☐ Temperature Blank (TB) ☐ 1 Container	Temp Blank:			☐	☐
						TB location: Representative / Not Representative				
						1				
						2				
						3				
						Average °C				

If any shaded areas checked, complete Sample Receiving Non-Conformance and/or Inventory Form

Paperwork Received

Yes	No	
☑	☐	Chain of Custody record(s)? If No, initiated By ____
☑		Received for Lab Signed/Date/Time?
☑	☐	Shipping document?
☐	☑	Other ____

COC Information

☑ TriMatrix COC ☐ Other ____

COC ID Numbers: 140571

Check Sample Preservation

N/A	Yes	No	
	☑	☐	Average sample temperature ≤6° C?
☐	☑	☐	Was thermal preservation required?
☑	☐		If "No", Project Chemist Approval Initials: ____
☑	☐		If "Yes" Completed Non Con Cooler - Cont Inventory Form?
☐	☑		Completed Sample Preservation Verification Form?
☐	☑	☐	Samples chemically preserved correctly?
☑	☐		If "No", added orange tag?
☐	☑		Received pre-preserved VOC soils? ☐ MeOH ☐ Na_2SO_4

Check COC for Accuracy

Yes	No	
☑	☐	Analysis Requested?
☑	☐	Sample ID matches COC?
☑	☐	Sample Date and Time matches COC?
☑		Container type completed on COC?
☑	☐	All container types indicated are received?

Check for Short Hold-Time Prep/Analyses

☐ Bacteriological
☐ Air Bags
☐ EnCores / Methanol Pre-Preserved
☐ Formaldehyde/Aldehyde
☐ Green-tagged containers
☐ Yellow/White-tagged 1L ambers (SV Prep-Lab)

AFTER HOURS ONLY:
COPIES OF COC TO LAB AREA(S)
☐ NONE RECEIVED
☐ RECEIVED, COCs TO LAB(S)

Sample Condition Summary

N/A	Yes	No	
	☐	☑	Broken containers/lids?
	☐	☑	Missing or incomplete labels?
	☐	☑	Illegible information on labels?
	☐	☑	Low volume received?
	☐	☑	Inappropriate or non-TriMatrix containers received?
	☐	☑	VOC vials / TOX containers have headspace?
	☐	☐	Extra sample locations / containers not listed on COC?

Notes

☑ Trip Blank received ☐ Trip Blank not listed on COC

Cooler Received (Date/Time)	Paperwork Delivered (Date/Time)	≤1 Hour Goal Met?
4/3/12 0900	4/3/12 0911	(Yes) No

Log In Forms - Receiving.Log-In_Checklist

revision: 3.4

This report shall not be reproduced, except in full, without written authorization of TriMatrix Laboratories, Inc.
Individual sample results relate only to the sample tested.

5560 Corporate Exchange Court SE ♦ Grand Rapids, MI 49512 ♦ 616.975.4500 ♦ Fax 616.942.7463 ♦ www.trimatrixlabs.com

US EPA ARCHIVE DOCUMENT

TRIMATRIX LABORATORIES

5560 Corporate Exchange Court SE
Grand Rapids, MI 49512
Phone (616) 975-4500 Fax (616) 942-7463
www.trimatrixlabs.com

Chain of Custody Record

COC No. 140573

Pg. 1 of 1

For Lab Use Only
Cart
VOA Rack/Tray: 232, 490 W.
Receipt Log No.: 41-5
Project Chemist
Work Order No.: 1204065

Client Name: TRC
Address: 1540 Eisenhower Place
City, State Zip: Ann Arbor MI 48108
Phone/Fax: 734 971 7080 734 971 9051
Email

Project Name: Former Tecumseh Product
Client Project No. / P.O. No.
Invoice To: ☒ Client ☐ Other (comments)
Contact/Report To: Stacy Metz

Analyses Requested: VOC 8260

PRESERVATIVES
A NONE pH~7
B HNO_3 pH<2
C H_2SO_4 pH<2
D 1+1 HCl pH<2
E NaOH pH>12
F ZnAc/NaOH pH>9
G MeOH
H Other (note below)

Schedule	Matrix Code	Sample Number		Field Sample ID	Cooler ID	Sample Date	Sample Time	COMP	GRAB	Matrix	Container Type (corresponds to Container Packing List)	Number of Containers Submitted	Total	Sample Comments
03		01	1	Trip Blank 03	2618	—	—		X	DI	X		1	
02		02	2	MW-27S		4/3/12	0712	X	X	GW	X		3	
			3	MW-27S MS + MSD			0712	X	X	GW	X		5	
01		03	4	MW-27D			0753	X	X	GW	X		3	
		04	5	MW 18S			0929	X	X	GW	X		3	
		05	6	MW-19D			1142	X	X	GW	X		3	
		06	7	Dup-02			—	X	X	GW	X		3	
		07	8	MW-19S			1258	X	X	GW	X		3	
		08	9	MW-6S			1402	X	X	GW	X		3	
		09	10	MW 23			1557	X	X	GW	X		3	

Sampled By (print): Javier Jasso
Sampler's Signature: [signature]
Company: TRC

How Shipped? Hand ____ Carrier ____
Tracking No.

Comments

1. Relinquished By	Date	Time	2. Relinquished By	Date	Time	3. Relinquished By	Date	Time
[signature]	4/3/12	1700						

1. Received By	Date	Time	2. Received By	Date	Time	3. Received For Lab By	Date	Time
						[signature]	4/4/12	0845

WHITE COPY - REPORT YELLOW COPY - LABORATORY PINK COPY - FIELD

This report shall not be reproduced, except in full, without written authorization of TriMatrix Laboratories, Inc.
Individual sample results relate only to the sample tested.
5560 Corporate Exchange Court SE ◆ Grand Rapids, MI 49512 ◆ 616.975.4500 ◆ Fax 616.942.7463 ◆ www.trimatrixlabs.com

US EPA ARCHIVE DOCUMENT

SAMPLE RECEIVING / LOG-IN CHECKLIST

TRIMATRIX LABORATORIES

Client: MC
Receipt Record Page/Line #: 41-5
Work Order #: 1204005
New / Add To
Project Chemist | Sample #s

Recorded by (initials/date): LR 4/4/12

☑ Cooler ☐ Box ☐ Other
Qty Received: 1

Thermometer Used: ☑ IR Gun (#202) ☐ Digital Thermometer (#54) ☐ Other (#_____)

☐ See Additional Cooler Information Form

Cooler #	Time
2618	

Custody Seals: ☑ None ☐ Present / Intact ☐ Present / Not Intact

Coolant Location: Dispersed / (Top) / Middle / Bottom

Coolant/Temperature Taken Via: ☐ Loose Ice / Avg 2-3 containers ☑ Bagged Ice / Avg 2-3 containers ☐ Blue Ice / Avg 2-3 containers ☐ None / Avg 2-3 containers

Alternate Temperature Taken Via: ☑ Temperature Blank (TB) ☐ 1 Container

	Recorded °C	Correction Factor °C	Actual °C
Temp Blank:	—		4.2
TB location: (Representative) / Not Representative			
1	4.6	—	4.6
2	4.5	—	4.5
3	5.2	—	5.2
Average °C			4.8

☑ Cooler ID on COC? ☑ VOC Trip Blank received?

Cooler #	Time

Custody Seals: ☐ None ☐ Present / Intact ☐ Present / Not Intact

Coolant Location: Dispersed / Top / Middle / Bottom

Coolant/Temperature Taken Via: ☐ Loose Ice / Avg 2-3 containers ☐ Bagged Ice / Avg 2-3 containers ☐ Blue Ice / Avg 2-3 containers ☐ None / Avg 2-3 containers

Alternate Temperature Taken Via: ☐ Temperature Blank (TB) ☐ 1 Container

	Recorded °C	Correction Factor °C	Actual °C
Temp Blank:			
TB location: Representative / Not Representative			
1			
2			
3			
Average °C			

☐ Cooler ID on COC? ☐ VOC Trip Blank received?

Cooler #	Time

Custody Seals: ☐ None ☐ Present / Intact ☐ Present / Not Intact

Coolant Location: Dispersed / Top / Middle / Bottom

Coolant/Temperature Taken Via: ☐ Loose Ice / Avg 2-3 containers ☐ Bagged Ice / Avg 2-3 containers ☐ Blue Ice / Avg 2-3 containers ☐ None / Avg 2-3 containers

Alternate Temperature Taken Via: ☐ Temperature Blank (TB) ☐ 1 Container

	Recorded °C	Correction Factor °C	Actual °C
Temp Blank:			
TB location: Representative / Not Representative			
1			
2			
3			
Average °C			

☐ Cooler ID on COC? ☐ VOC Trip Blank received?

Cooler #	Time

Custody Seals: ☐ None ☐ Present / Intact ☐ Present / Not Intact

Coolant Location: Dispersed / Top / Middle / Bottom

Coolant/Temperature Taken Via: ☐ Loose Ice / Avg 2-3 containers ☐ Bagged Ice / Avg 2-3 containers ☐ Blue Ice / Avg 2-3 containers ☐ None / Avg 2-3 containers

Alternate Temperature Taken Via: ☐ Temperature Blank (TB) ☐ 1 Container

	Recorded °C	Correction Factor °C	Actual °C
Temp Blank:			
TB location: Representative / Not Representative			
1			
2			
3			
Average °C			

☐ Cooler ID on COC? ☐ VOC Trip Blank received?

If any shaded areas checked, complete Sample Receiving Non-Conformance and/or Inventory Form

Paperwork Received

Yes	No	
☑	☐	Chain of Custody record(s)? If No, Initiated By _____
☑		Received for Lab Signed/Date/Time?
☑	☐	Shipping document?
☐	☑	Other _____

COC Information

☑ TriMatrix COC ☐ Other _____

COC ID Numbers: 140573

Check COC for Accuracy

Yes	No	
☑	☐	Analysis Requested?
☑	☐	Sample ID matches COC?
☑	☐	Sample Date and Time matches COC?
☑		Container type completed on COC?
☑	☐	All container types indicated are received?

Check Sample Preservation

N/A	Yes	No	
	☑	☐	Average sample temperature ≤6° C?
☐	☑	☐	Was thermal preservation required?
☑	☐		If "No", Project Chemist Approval Intials: _____
☑	☐		If "Yes" Completed Non Con Cooler - Cont Inventory Form?
☑	☐		Completed Sample Preservation Verification Form?
☑	☐	☐	Samples chemically preserved correctly?
☑	☐		If "No", added orange tag?
	☐	☑	Received pre-preserved VOC soils? ☐ MeOH ☐ Na_2SO_4

Check for Short Hold-Time Prep/Analyses

☐ Bacteriological
☐ Air Bags
☐ EnCores / Methanol Pre-Preserved
☐ Formaldehyde/Aldehyde
☐ Green-tagged containers
☐ Yellow/White-tagged 1L ambers (SV Prep-Lab)

AFTER HOURS ONLY:
COPIES OF COC TO LAB AREA(S)
☑ NONE RECEIVED
☐ RECEIVED, COCs TO LAB(S)

Sample Condition Summary

N/A	Yes	No	
	☐	☑	Broken containers/lids?
	☐	☑	Missing or incomplete labels?
	☐	☑	Illegible information on labels?
	☐	☑	Low volume received?
	☐	☑	Inappropriate or non-TriMatrix containers received?
☐	☐	☑	VOC vials / TOX containers have headspace?
☐	☐	☐	Extra sample locations / containers not listed on COC?

Notes

☑ Trip Blank received ☐ Trip Blank not listed on COC

Cooler Received (Date/Time)	Paperwork Delivered (Date/Time)	≤1 Hour Goal Met?
4/4/12 0845	4/4/12 0924	(Yes) / No

Log In Forms.xls - Receiving.Log-In_Checklist

revision: 3.4

US EPA ARCHIVE DOCUMENT

This report shall not be reproduced, except in full, without written authorization of TriMatrix Laboratories, Inc.
Individual sample results relate only to the sample tested.

5560 Corporate Exchange Court SE ♦ Grand Rapids, MI 49512 ♦ 616.975.4500 ♦ Fax 616.942.7463 ♦ www.trimatrixlabs.com

TRIMATRIX LABORATORIES

5560 Corporate Exchange Court SE
Grand Rapids, MI 49512
Phone (616) 975-4500 Fax (616) 942-7463
www.trimatrixlabs.com

Chain of Custody Record

COC No. 140574

Pg. 1 of 2

For Lab Use Only
Cart: —
VOA Rack/Tray: 30X, 438-B
Receipt Log No.: 46-23
Project Chemist: JLR
Work Order No.: 1204149

Client Name: TRC
Address: 1540 Eisenhower Place
City, State Zip: Ann Arbor MI 48108
Phone/Fax: 734 971 7080 734 971 9000
Email:

Project Name: Former Tecumseh Product
Client Project No. / P.O. No.:
Invoice To: ☒ Client ☐ Other (comments)
Contact/Report To: Stacy Metz

Analyses Requested: VOC 8260 D

Container Type (corresponds to Container Packing List)

PRESERVATIVES
A NONE pH~7
B HNO_3 pH<2
C H_2SO_4 pH<2
D 1+1 HCl pH<2
E NaOH pH>12
F ZnAc/NaOH pH>9
G MeOH
H Other (note below)

Schedule	Matrix Code	Sample Number		Field Sample ID	Cooler ID	Sample Date	Sample Time	COMP	GRAB	Matrix	Number of Containers Submitted	Total	Sample Comments
03		01	1	Trip Blank 03	TR 2624			+	1	DI	+	1	
01		02	2	MW-33s		4/4/12	0631	+	6w		+	3	
		03	3	MW 32s			0805	+	6w		+	3	
		04	4	MW-34s			0959	+	6w		+	3	
		05	5	MW-3s			1045	+	6w		+	3	
		06	6	E.B 01			1100	+	DI		+	3	
		07	7	MW-4s			1143	+	6w		+	3	
		08	8	MW-1s			1230	+	6w		+	3	
		09	9	MW 21			1343	+	6w		+	3	
		10	10	Dup-03			—	+	6w		+	3	

Sampled By (print): Javier Jasso
Sampler's Signature: [signature]
Company: TRC

How Shipped? Hand ___ Carrier ___
Tracking No.:

Comments:

1. Relinquished By	Date	Time	2. Relinquished By	Date	Time	3. Relinquished By	Date	Time
[signature]	4/5/12	1770				[signature]	4-6-12	1500

1. Received By	Date	Time	2. Received By	Date	Time	3. Received For Lab By	Date	Time
[signature]	4-6-12	1300				D. Hardin	4/6/12	1500

WHITE COPY - REPORT YELLOW COPY - LABORATORY PINK COPY - FIELD

This report shall not be reproduced, except in full, without written authorization of TriMatrix Laboratories, Inc.
Individual sample results relate only to the sample tested.
5560 Corporate Exchange Court SE ◆ Grand Rapids, MI 49512 ◆ 616.975.4500 ◆ Fax 616.942.7463 ◆ www.trimatrixlabs.com

US EPA ARCHIVE DOCUMENT

TRIMATRIX LABORATORIES

5560 Corporate Exchange Court SE
Grand Rapids, MI 49512
Phone (616) 975-4500 Fax (616) 942-7463
www.trimatrixlabs.com

Chain of Custody Record

COC No. 140575

Pg. 1 of 2

For Lab Use Only
Cart: —
VOA Rack/Tray: BOX, 438-B
Receipt Log No.: 4/6-23
Project Chemist: JLR
Work Order No.: 1204149

Client Name: TRC
Address: 1540 Eisenhower Place
City, State Zip: Ann Arbor MI 48108
Phone/Fax: 734-971 2000 734-971 9033
Email:

Project Name: T.P.C
Client Project No. / P.O. No.:
Invoice To: ☒ Client ☐ Other (comments)
Contact/Report To: Stacy Mertz

Analyses Requested: VOC 8260

PRESERVATIVES
A NONE pH~7
B HNO_3 pH<2
C H_2SO_4 pH<2
D 1+1 HCl pH<2
E NaOH pH>12
F ZnAc/NaOH pH>9
G MeOH
H Other (note below)

Container Type (corresponds to Container Packing List): 1

Schedule	Matrix Code	Sample Number	Field Sample ID	Cooler ID	Sample Date	Sample Time	COMP	GRAB	Matrix	Number of Containers Submitted	Total	Sample Comments
01		11	1 MW-2c	TM 2624	4/5/11	0715			+ GW +		3	
02		12	2 MW-31			0917			+ GW +		3	
			3 MW-31 MS + MSD			0917			+ GW +		5	
01		13	4 MW-22			1031			+ GW +		3	
		14	5 E.B. 02			1046			+ DI +		3	
		15	6 MW-14s			1130			+ GW +		3	
		16	7 MW-26s			1307			+ GW +		3	
		17	8 MW-15s			1425			+ GW +		3	
		18	9 MW-11s			1554			+ GW +		3	
			10									

Sampled By (print): Javier Jasso
Sampler's Signature: [signature]
Company: TRC

How Shipped? Hand ___ Carrier ___
Tracking No.

Comments

1. Relinquished By	Date	Time	2. Relinquished By	Date	Time	3. Relinquished By	Date	Time
[signature]	4/5/11	1730				[signature]	4-6-12	1500

1. Received By	Date	Time	2. Received By	Date	Time	3. Received For Lab By	Date	Time
[signature]	4-6-12	1300				B. Gardin	4/6/12	1500

WHITE COPY - REPORT YELLOW COPY - LABORATORY PINK COPY - FIELD

This report shall not be reproduced, except in full, without written authorization of TriMatrix Laboratories, Inc.
Individual sample results relate only to the sample tested.

US EPA ARCHIVE DOCUMENT

TRIMATRIX LABORATORIES

5560 Corporate Exchange Court SE
Grand Rapids, MI 49512
Phone (616) 975-4500 Fax (616) 942-7463
www.trimatrixlabs.com

Chain of Custody Record

COC No. 140576

Pg. 1 of 1

For Lab Use Only
Cart: —
VOA Rack/Tray: BOX 438-B
Receipt Log No.: 46-23
Project Chemist:
Work Order No.: 120149

Client Name: TRC
Address: 1540 Eisenhower Place
City, State Zip: Ann Arbor MI 48108
Phone/Fax: 734-971 7080 734-971 9022
Email:

Project Name: TIPC
Client Project No. / P.O. No.:
Invoice To: ☐ Client ☐ Other (comments)
Contact/Report To: Stacy Metz

Analyses Requested: VOC EDGE

Container Type (corresponds to Container Packing List)

PRESERVATIVES
A NONE pH~7
B HNO_3 pH<2
C H_2SO_4 pH<2
D 1+1 HCl pH<2
E NaOH pH>12
F ZnAc/NaOH pH>9
G MeOH
H Other (note below)

Schedule	Matrix Code	Sample Number	Field Sample ID	Cooler ID	Sample Date	Sample Time	COMP	GRAB	Matrix	Number of Containers Submitted	Total	Sample Comments
G3		19	Trip Blank 04	TR 2624	—	—	4		DI	1	1	
01		20	MW-29S		4/5/12	0643		x	GW	3	3	
		21	MW 29D			0729		x	GW	3	3	
		22	MW-28S			0823		x	GW	3	3	
		23	MW 28D			0915		x	GW	3	3	
		24	MW 12S			1011		x	GW	3	3	
		25	MW 12D			1124		x	GW	3	3	
			8									
			9									
			10									

Sampled By (print): Jaime Jass
Sampler's Signature: [signature]
Company: TRC

How Shipped? Hand ___ Carrier ___
Tracking No.:

Comments:

1. Relinquished By	Date	Time	2. Relinquished By	Date	Time	3. Relinquished By	Date	Time
[signature]	4/6/12	1300				[signature]	4-6-12	1500

1. Received By	Date	Time	2. Received By	Date	Time	3. Received For Lab By	Date	Time
[signature]	4-6-12	1300				[signature] JORDIN	4/6/12	1500

WHITE COPY - REPORT YELLOW COPY - LABORATORY PINK COPY - FIELD

This report shall not be reproduced, except in full, without written authorization of TriMatrix Laboratories, Inc.
Individual sample results relate only to the sample tested.
5560 Corporate Exchange Court SE ◆ Grand Rapids, MI 49512 ◆ 616.975.4500 ◆ Fax 616.942.7463 ◆ www.trimatrixlabs.com

US EPA ARCHIVE DOCUMENT

TRIMATRIX LABORATORIES

5560 Corporate Exchange Court SE
Grand Rapids, MI 49512
Phone (616) 975-4500 Fax (616) 942-7463
www.trimatrixlabs.com

Chain of Custody Record

COC No. 140569

Pg. 1 of 1

For Lab Use Only

Cart: 3
VOA Rack/Tray: 4.3 - BLUE
Receipt Log No.: 4521
Project Chemist: JLR
Work Order No.: 1204149

Client Name: TRC ENVIRONMENTAL
Address: 1540 EISENHOWER PLACE
City, State Zip: ANN ARBOR, MI 48108
Phone/Fax: 734.971.7080
Email: SMETZ@TRCSOLUTIONS.COM

Project Name: TPC
Client Project No. / P.O. No.: 35702
Invoice To: ☒ Client ☐ Other (comments)
Contact/Report To: STACY METZ

Analyses Requested: VOCs, Fe + Mn (dissolved), Sulfate

Container Type (corresponds to Container Packing List): 1 | 15 | 3

PRESERVATIVES
A NONE pH~7
B HNO_3 pH<2
C H_2SO_4 pH<2
D 1+1 HCl pH<2
E NaOH pH>12
F ZnAc/NaOH pH>9
G MeOH
H Other (note below)

Schedule	Matrix Code	Sample Number	Field Sample ID	Cooler ID	Sample Date	Sample Time	COMP	GRAB	Matrix	Number of Containers Submitted			Total	Sample Comments
			~~PRB-13S~~ JLH		~~4/3/12~~	~~1421~~		~~X~~						
			~~PRB-14S~~ JLH		~~4/3/12~~	~~1519~~		~~X~~						
01		26	3 Seep	TRC 1491	4/3/12	1540		X		2			2	Level IV QC on this sample
			4 PRB-13S	TRC 2903	4/3/12	1421		X		3	1	1	5	
			5 PRB-14S	↓	4/3/12	1519		X		3	1	1	5	
			6											
			7											
			8											
			9											
			10											

Sampled By (print): JAMIE HOFFMAN
Sampler's Signature: Jamie Hoffman
Company: TRC

How Shipped? Hand X Carrier ____
Tracking No.

Comments: Metals were not field filtered. Will need to be filtered in the lab

	Relinquished By	Date	Time	Received By	Date	Time
1.	Jamie Hoffman	4/6/12	1300	Jamie Hoffman	4-6-12	1300
2.						
3.		4-6-12	1500	D. Vardin	4/6/12	1500

WHITE COPY - REPORT YELLOW COPY - LABORATORY PINK COPY - FIELD

This report shall not be reproduced, except in full, without written authorization of TriMatrix Laboratories, Inc.
Individual sample results relate only to the sample tested.
5560 Corporate Exchange Court SE ◆ Grand Rapids, MI 49512 ◆ 616.975.4500 ◆ Fax 616.942.7463 ◆ www.trimatrixlabs.com

US EPA ARCHIVE DOCUMENT

SAMPLE RECEIVING / LOG-IN CHECKLIST

TRIMATRIX LABORATORIES

Client: TRC
Receipt Record Page/Line #: 46-23
Work Order #: 1204149
New / Add To
Project Chemist | Sample #s

Recorded by (initials/date): DN 4/6/12
☑ Cooler ☐ Box ☐ Other
Qty Received: 1
☑ IR Gun (#202)
Thermometer Used ☐ Digital Thermometer (#54) ☐ Other (#_____)
☐ See Additional Cooler Information Form

Cooler # 112624 / Time 17:48	Cooler # / Time	Cooler # / Time	Cooler # / Time
Custody Seals: ☑ None ☐ Present / Intact ☐ Present / Not Intact	Custody Seals: ☐ None ☐ Present / Intact ☐ Present / Not Intact	Custody Seals: ☐ None ☐ Present / Intact ☐ Present / Not Intact	Custody Seals: ☐ None ☐ Present / Intact ☐ Present / Not Intact
Coolant Location: Dispersed / Top / Middle / Bottom	Coolant Location: Dispersed / Top / Middle / Bottom	Coolant Location: Dispersed / Top / Middle / Bottom	Coolant Location: Dispersed / Top / Middle / Bottom
Coolant/Temperature Taken Via: ☐ Loose Ice / Avg 2-3 containers ☑ Bagged Ice / Avg 2-3 containers ☐ Blue Ice / Avg 2-3 containers ☐ None / Avg 2-3 containers	Coolant/Temperature Taken Via: ☐ Loose Ice / Avg 2-3 containers ☐ Bagged Ice / Avg 2-3 containers ☐ Blue Ice / Avg 2-3 containers ☐ None / Avg 2-3 containers	Coolant/Temperature Taken Via: ☐ Loose Ice / Avg 2-3 containers ☐ Bagged Ice / Avg 2-3 containers ☐ Blue Ice / Avg 2-3 containers ☐ None / Avg 2-3 containers	Coolant/Temperature Taken Via: ☐ Loose Ice / Avg 2-3 containers ☐ Bagged Ice / Avg 2-3 containers ☐ Blue Ice / Avg 2-3 containers ☐ None / Avg 2-3 containers
Alternate Temperature Taken Via: ☐ Temperature Blank (TB) ☐ 1 Container	Alternate Temperature Taken Via: ☐ Temperature Blank (TB) ☐ 1 Container	Alternate Temperature Taken Via: ☐ Temperature Blank (TB) ☐ 1 Container	Alternate Temperature Taken Via: ☐ Temperature Blank (TB) ☐ 1 Container
Recorded °C / Correction Factor °C / Actual °C	Recorded °C / Correction Factor °C / Actual °C	Recorded °C / Correction Factor °C / Actual °C	Recorded °C / Correction Factor °C / Actual °C
Temp Blank:	Temp Blank:	Temp Blank:	Temp Blank:
TB location: Representative / Not Representative	TB location: Representative / Not Representative	TB location: Representative / Not Representative	TB location: Representative / Not Representative
1 5.8 / 8 / 3.8	1	1	1
2 3.9 / 8 / 3.9	2	2	2
3 5.6 / 0 / 5.6	3	3	3
Average °C 5.1	Average °C	Average °C	Average °C
☑ Cooler ID on COC?	☐ Cooler ID on COC?	☐ Cooler ID on COC?	☐ Cooler ID on COC?
☐ VOC Trip Blank received?	☐ VOC Trip Blank received?	☐ VOC Trip Blank received?	☐ VOC Trip Blank received?

If any shaded areas checked, complete Sample Receiving Non-Conformance and/or Inventory Form

Paperwork Received

Yes	No	
☑	☐	Chain of Custody record(s)? If No, Initiated By _____
☑		Received for Lab Signed/Date/Time?
☐	☑	Shipping document?
☐	☑	Other _____

COC Information

☑ TriMatrix COC ☐ Other _____

COC ID Numbers: 140574, 140575, 140576

Check Sample Preservation

N/A	Yes	No	
	☑	☐	Average sample temperature ≤6° C?
☑	☐	☐	Was thermal preservation required?
☑	☐		If "No", Project Chemist Approval Intials: _____
☑	☐		If "Yes" Completed Non Con Cooler - Cont Inventory Form?
☑	☐		Completed Sample Preservation Verification Form?
☑	☐	☐	Samples chemically preserved correctly?
☑	☐		If "No", added orange tag?
	☐	☑	Received pre-preserved VOC soils? ☐ MeOH ☐ Na_2SO_4

Check COC for Accuracy

Yes	No	
☑	☐	Analysis Requested?
☑	☐	Sample ID matches COC?
☑	☐	Sample Date and Time matches COC?
☑		Container type completed on COC?
☑	☐	All container types indicated are received?

Check for Short Hold-Time Prep/Analyses

☐ Bacteriological
☐ Air Bags
☐ EnCores / Methanol Pre-Preserved
☐ Formaldehyde/Aldehyde
☐ Green-tagged containers
☐ Yellow/White-tagged 1L ambers (SV Prep-Lab)

AFTER HOURS ONLY:
COPIES OF COC TO LAB AREA(S)
☑ NONE RECEIVED
☐ RECEIVED, COCs TO LAB(S)

Sample Condition Summary

N/A	Yes	No	
	☐	☑	Broken containers/lids?
	☐	☑	Missing or incomplete labels?
	☐	☑	Illegible information on labels?
	☐	☑	Low volume received?
	☐	☑	Inappropriate or non-TriMatrix containers received?
☐	☑	☐	VOC vials / TOX containers have headspace?
☑	☐	☐	Extra sample locations / containers not listed on COC?

Notes

☑ Trip Blank received ☐ Trip Blank not listed on COC

Cooler Received (Date/Time)	Paperwork Delivered (Date/Time)	≤1 Hour Goal Met?
DN 4/6/12	DN 4/6/12	Yes / No

Log In Forms.xls - Receiving.Log-In_Checklist

revision: 3.4

US EPA ARCHIVE DOCUMENT

This report shall not be reproduced, except in full, without written authorization of TriMatrix Laboratories, Inc.
Individual sample results relate only to the sample tested.

5560 Corporate Exchange Court SE ♦ Grand Rapids, MI 49512 ♦ 616.975.4500 ♦ Fax 616.942.7463 ♦ www.trimatrixlabs.com

TRIMATRIX LABORATORIES

5560 Corporate Exchange Court SE
Grand Rapids, MI 49512
Phone (616) 975-4500 Fax (616) 942-7463
www.trimatrixlabs.com

Chain of Custody Record

COC No. 140577

Pg. 1 of 1

For Lab Use Only

Cart: —

VOA Rack/Tray: 335, 520-R

Receipt Log No.: 4-27

Project Chemist: JLR

Work Order No.: 1204228

Client Name: TRC

Address: 15540 Eisenhower Place

City, State Zip: Ann Arbor MI 48108

Phone/Fax: 734.971.7080 / 734.971.9051

Email:

Project Name: T.I.P.C

Client Project No. / P.O. No.:

Invoice To: ☒ Client ☐ Other (comments)

Contact/Report To: Stacy Mota

Analyses Requested: VOC Extra

Container Type (corresponds to Container Packing List): 1

PRESERVATIVES
A NONE pH~7
B HNO_3 pH<2
C H_2SO_4 pH<2
D 1+1 HCl pH<2
E NaOH pH>12
F ZnAc/NaOH pH>9
G MeOH
H Other (note below)

Schedule	Matrix Code	Sample Number	Field Sample ID	Cooler ID	Sample Date	Sample Time	COMF	GRAB	Matrix	Number of Containers Submitted	Total	Sample Comments
03		01	1 ~~Trip Blank 01~~ TB-05	TR 2104			x		DI	1	1	
01		02	2 MW 13s		4/9/12	0725		x	Gw	3	3	
		03	3 MW 30s			0920		x	Gw	3	3	
		04	4 MW 30D			1020		x	Gw	3	3	
02		05	5 MW 20s			1140		x	Gw	3	3	
			6 MW 20s MS&MSD			1140		x	Gw	3	5	
01		06	7 MW 20D			1245		x	Gw	3	3	
		07	8 MW-7s			1347		x	Gw	3	3	
		08	9 MW-5s			1503		x	Gw	3	3	
		09	10 MW 25s			1615		x	Gw	3	3	

Sampled By (print): Jaun Jass

Sampler's Signature:

Company: TR

How Shipped? Hand ___ Carrier ___

Tracking No.:

Comments:

1. Relinquished By	Date	Time	2. Relinquished By	Date	Time	3. Relinquished By	Date	Time
[signature]	4/9/12	1745				[signature]	4-11-12	1750

1. Received By	Date	Time	2. Received By	Date	Time	3. Received For Lab By	Date	Time
[signature]	4-11-12	1600				J. Nordin	4/11/12	1750

WHITE COPY - REPORT YELLOW COPY - LABORATORY PINK COPY - FIELD

This report shall not be reproduced, except in full, without written authorization of TriMatrix Laboratories, Inc.
Individual sample results relate only to the sample tested.
5560 Corporate Exchange Court SE ◆ Grand Rapids, MI 49512 ◆ 616.975.4500 ◆ Fax 616.942.7463 ◆ www.trimatrixlabs.com

US EPA ARCHIVE DOCUMENT

SAMPLE RECEIVING / LOG-IN CHECKLIST

TRIMATRIX LABORATORIES

Client: TRC
Receipt Record Page/Line #: 4-27
Work Order #: 1204228
New / Add To
Project Chemist | Sample #s

Recorded by (initials/date): DN 4/11/12

☑ Cooler ☐ Box ☐ Other
Qty Received: 1

Thermometer Used: ☑ IR Gun (#202) ☐ Digital Thermometer (#54) ☐ Other (#_____)

☐ See Additional Cooler Information Form

Cooler #	Time	Custody Seals	Coolant Location	Coolant/Temperature Taken Via	Alternate Temperature Taken Via
TTR2104	2350	☑ None; ☐ Present / Intact; ☐ Present / Not Intact	Dispersed / Top / Middle / Bottom	☑ Loose Ice / Avg 2-3 containers; ☑ Bagged Ice / Avg 2-3 containers; ☐ Blue Ice / Avg 2-3 containers; ☐ None / Avg 2-3 containers	☑ Temperature Blank (TB); ☐ 1 Container
Cooler #	Time	Custody Seals	Coolant Location	Coolant/Temperature Taken Via	Alternate Temperature Taken Via
		☐ None; ☐ Present / Intact; ☐ Present / Not Intact	Dispersed / Top / Middle / Bottom	☐ Loose Ice / Avg 2-3 containers; ☐ Bagged Ice / Avg 2-3 containers; ☐ Blue Ice / Avg 2-3 containers; ☐ None / Avg 2-3 containers	☐ Temperature Blank (TB); ☐ 1 Container
Cooler #	Time	Custody Seals	Coolant Location	Coolant/Temperature Taken Via	Alternate Temperature Taken Via
		☐ None; ☐ Present / Intact; ☐ Present / Not Intact	Dispersed / Top / Middle / Bottom	☐ Loose Ice / Avg 2-3 containers; ☐ Bagged Ice / Avg 2-3 containers; ☐ Blue Ice / Avg 2-3 containers; ☐ None / Avg 2-3 containers	☐ Temperature Blank (TB); ☐ 1 Container
Cooler #	Time	Custody Seals	Coolant Location	Coolant/Temperature Taken Via	Alternate Temperature Taken Via
		☐ None; ☐ Present / Intact; ☐ Present / Not Intact	Dispersed / Top / Middle / Bottom	☐ Loose Ice / Avg 2-3 containers; ☐ Bagged Ice / Avg 2-3 containers; ☐ Blue Ice / Avg 2-3 containers; ☐ None / Avg 2-3 containers	☐ Temperature Blank (TB); ☐ 1 Container

Cooler #	Recorded °C	Correction Factor °C	Actual °C
Temp Blank	0		2.2
TB location: Representative / Not Representative			
1	3.3	0	3.3
2	4.0	0	4.0
3	5.2	0	5.2
Average °C			4.2
☑ Cooler ID on COC?			
☑ VOC Trip Blank received?			

Cooler #	Recorded °C	Correction Factor °C	Actual °C
Temp Blank			
TB location: Representative / Not Representative			
1			
2			
3			
Average °C			
☐ Cooler ID on COC?			
☐ VOC Trip Blank received?			

Cooler #	Recorded °C	Correction Factor °C	Actual °C
Temp Blank			
TB location: Representative / Not Representative			
1			
2			
3			
Average °C			
☐ Cooler ID on COC?			
☐ VOC Trip Blank received?			

Cooler #	Recorded °C	Correction Factor °C	Actual °C
Temp Blank			
TB location: Representative / Not Representative			
1			
2			
3			
Average °C			
☐ Cooler ID on COC?			
☐ VOC Trip Blank received?			

If any shaded areas checked, complete Sample Receiving Non-Conformance and/or Inventory Form

Paperwork Received

Yes	No	
☑	☐	Chain of Custody record(s)? If No, Initiated By _____
☑		Received for Lab Signed/Date/Time?
☐	☑	Shipping document?
☐	☑	Other _____

COC Information

☑ TriMatrix COC ☐ Other _____

COC ID Numbers: 140577

Check Sample Preservation

N/A	Yes	No	
	☑	☐	Average sample temperature ≤6° C?
☑	☐	☐	Was thermal preservation required?
☑	☐		If "No", Project Chemist Approval Initials: _____
☑	☐		If "Yes" Completed Non Con Cooler - Cont Inventory Form?
☑	☐		Completed Sample Preservation Verification Form?
☑	☐	☐	Samples chemically preserved correctly?
☑	☐		If "No", added orange tag?
	☐	☑	Received pre-preserved VOC soils?
			☐ MeOH ☐ Na_2SO_4

Check COC for Accuracy

Yes	No	
☑	☐	Analysis Requested?
☑	☐	Sample ID matches COC?
☑	☐	Sample Date and Time matches COC?
☑		Container type completed on COC?
☑	☐	All container types indicated are received?

Check for Short Hold-Time Prep/Analyses

- ☐ Bacteriological
- ☐ Air Bags
- ☐ EnCores / Methanol Pre-Preserved
- ☐ Formaldehyde/Aldehyde
- ☐ Green-tagged containers
- ☐ Yellow/White-tagged 1L ambers (SV Prep-Lab)

AFTER HOURS ONLY:
COPIES OF COC TO LAB AREA(S)
☑ NONE RECEIVED
☐ RECEIVED, COCs TO LAB(S)

Sample Condition Summary

N/A	Yes	No	
	☐	☑	Broken containers/lids?
	☐	☑	Missing or incomplete labels?
	☐	☑	Illegible information on labels?
	☐	☑	Low volume received?
	☐	☑	Inappropriate or non-TriMatrix containers received?
☐	☐	☑	VOC vials / TOX containers have headspace?
☑	☐	☐	Extra sample locations / containers not listed on COC?

Notes

☑ Trip Blank received ☐ Trip Blank not listed on COC

Cooler Received (Date/Time)	Paperwork Delivered (Date/Time)	≤1 Hour Goal Met?
DN 4/11/12	DN 4/11/12	Yes / No

Log In Forms.xls - Receiving.Log-In_Checklist

revision: 3.4

This report shall not be reproduced, except in full, without written authorization of TriMatrix Laboratories, Inc.
Individual sample results relate only to the sample tested.

5560 Corporate Exchange Court SE ♦ Grand Rapids, MI 49512 ♦ 616.975.4500 ♦ Fax 616.942.7463 ♦ www.trimatrixlabs.com

US EPA ARCHIVE DOCUMENT

April 19, 2012

TRC Companies. - Ann Arbor Office
Attn: Ms. Stacy Metz
1540 Eisenhower Place
Ann Arbor, MI 48108

Project: Tecumseh Products

Dear Ms. Stacy Metz,

Enclosed is a copy of the laboratory report for the following work order(s) received by TriMatrix Laboratories:

Work Order	Received	Description
1204039	04/03/2012	Laboratory Services
1204066	04/04/2012	Laboratory Services
1204101	04/05/2012	Laboratory Services

This report relates only to the sample(s) as received. Test results are in compliance with the requirements of the National Environmental Laboratory Accreditation Program (NELAP) and/or one of the following certification programs:

ACLASS DoD-ELAP/ISO17025 (#ADE-1542); Arkansas DEP (#10-046-0); Florida DEP (#E87622-24); Georgia EPD (#E87622-24); Illinois DEP (#002841); Kansas DPH (#E-10302); Kentucky DEP (#0021); Louisiana DEP (#03068); Michigan DPH (#0034); Minnesota DPH (#367345); New York ELAP (#44950); North Carolina DNRE (#659); Texas CEQ (#T104704495-11-1); Virginia DCLS (#1239); Wisconsin DNR (#999472650); USDA Soil Import Permit (#P330-09-00163).

Any qualification or narration of results, including sample acceptance requirements and test exceptions to the above referenced programs, is presented in the Statement of Data Qualifications section of this report. Estimates of analytical uncertainties and certification documents for the test results contained within this report are available upon request.

If you have any questions or require further information, please do not hesitate to contact me.

Sincerely,

Jennifer L. Rice
Project Chemist

This report shall not be reproduced, except in full, without written authorization of TriMatrix Laboratories, Inc.
Individual sample results relate only to the sample tested.
5560 Corporate Exchange Court SE ♦ Grand Rapids, MI 49512 ♦ 616.975.4500 ♦ Fax 616.942.7463 ♦ www.trimatrixlabs.com

US EPA ARCHIVE DOCUMENT

TRIMATRIX LABORATORIES

ANALYTICAL REPORT

Client:	**TRC Companies. - Ann Arbor Office**	Work Order:	**1204039**
Project:	Tecumseh Products	Description:	Laboratory Services
Client Sample ID:	**MW-24s**	Sampled:	04/02/12 08:28
Lab Sample ID:	**1204039-01**	Sampled By:	J. Jasso
Matrix:	Water	Received:	04/03/12 09:00

Physical/Chemical Parameters by EPA/APHA/ASTM Methods

Analyte	Analytical Result	RL	Unit	Dilution Factor	Method	Date Time Analyzed	By	QC Batch
Chloride	**190**	2.0	mg/L	2	SM 4500-Cl E 20th	04/04/12 09:20	LMA	1204146
*Iron, Ferrous	<0.020	0.020	mg/L	1	SM 3500-Fe B 20th	04/04/12 16:56	HLB	1204722
***Nitrogen, Nitrate**	**3.3**	0.50	mg/L	10	SM 4500-NO3 F 20th	04/03/12 14:12	CAC	1204133
Sulfate	**180**	50	mg/L	10	ASTM D516-90 (02)	04/06/12 09:31	LMA	1204310

*See Statement of Data Qualifications

This report shall not be reproduced, except in full, without written authorization of TriMatrix Laboratories, Inc.
Individual sample results relate only to the sample tested.

5560 Corporate Exchange Court SE ♦ Grand Rapids, MI 49512 ♦ 616.975.4500 ♦ Fax 616.942.7463 ♦ www.trimatrixlabs.com

US EPA ARCHIVE DOCUMENT

TRIMATRIX LABORATORIES

ANALYTICAL REPORT

Client:	**TRC Companies. - Ann Arbor Office**	Work Order:	**1204039**
Project:	Tecumseh Products	Description:	Laboratory Services
Client Sample ID:	**MW-24d**	Sampled:	04/02/12 09:39
Lab Sample ID:	**1204039-02**	Sampled By:	J. Jasso
Matrix:	Water	Received:	04/03/12 09:00

Physical/Chemical Parameters by EPA/APHA/ASTM Methods

Analyte	Analytical Result	RL	Unit	Dilution Factor	Method	Date Time Analyzed	By	QC Batch
Chloride	**730**	10	mg/L	10	SM 4500-Cl E 20th	04/04/12 09:39	LMA	1204146
***Iron, Ferrous**	**0.70**	0.10	mg/L	5	SM 3500-Fe B 20th	04/04/12 16:57	HLB	1204722
Nitrogen, Nitrate	<0.050	0.050	mg/L	1	SM 4500-NO3 F 20th	04/03/12 13:59	CAC	1204133
Sulfate	**97**	25	mg/L	5	ASTM D516-90 (02)	04/06/12 09:31	LMA	1204310

*See Statement of Data Qualifications

This report shall not be reproduced, except in full, without written authorization of TriMatrix Laboratories, Inc.
Individual sample results relate only to the sample tested.

5560 Corporate Exchange Court SE ♦ Grand Rapids, MI 49512 ♦ 616.975.4500 ♦ Fax 616.942.7463 ♦ www.trimatrixlabs.com

US EPA ARCHIVE DOCUMENT

TRIMATRIX LABORATORIES

ANALYTICAL REPORT

Client:	**TRC Companies. - Ann Arbor Office**	Work Order:	**1204039**
Project:	Tecumseh Products	Description:	Laboratory Services
Client Sample ID:	**MW-17s**	Sampled:	04/02/12 11:34
Lab Sample ID:	**1204039-03**	Sampled By:	J. Jasso
Matrix:	Water	Received:	04/03/12 09:00

Physical/Chemical Parameters by EPA/APHA/ASTM Methods

Analyte	Analytical Result	RL	Unit	Dilution Factor	Method	Date Time Analyzed	By	QC Batch
Chloride	**95**	1.0	mg/L	1	SM 4500-Cl E 20th	04/04/12 08:54	LMA	1204146
***Iron, Ferrous**	**0.036**	0.020	mg/L	1	SM 3500-Fe B 20th	04/04/12 16:57	HLB	1204722
Nitrogen, Nitrate	<0.050	0.050	mg/L	1	SM 4500-NO3 F 20th	04/03/12 14:00	CAC	1204133
Sulfate	**43**	10	mg/L	2	ASTM D516-90 (02)	04/06/12 09:35	LMA	1204310

*See Statement of Data Qualifications

This report shall not be reproduced, except in full, without written authorization of TriMatrix Laboratories, Inc.
Individual sample results relate only to the sample tested.

5560 Corporate Exchange Court SE ♦ Grand Rapids, MI 49512 ♦ 616.975.4500 ♦ Fax 616.942.7463 ♦ www.trimatrixlabs.com

US EPA ARCHIVE DOCUMENT

TRIMATRIX LABORATORIES

ANALYTICAL REPORT

Client:	**TRC Companies. - Ann Arbor Office**	Work Order:	**1204039**
Project:	Tecumseh Products	Description:	Laboratory Services
Client Sample ID:	**MW-10s**	Sampled:	04/02/12 13:54
Lab Sample ID:	**1204039-04**	Sampled By:	J. Jasso
Matrix:	Water	Received:	04/03/12 09:00

Physical/Chemical Parameters by EPA/APHA/ASTM Methods

Analyte	Analytical Result	RL	Unit	Dilution Factor	Method	Date Time Analyzed	By	QC Batch
Chloride	**59**	1.0	mg/L	1	SM 4500-Cl E 20th	04/04/12 08:54	LMA	1204146
***Iron, Ferrous**	**0.044**	0.020	mg/L	1	SM 3500-Fe B 20th	04/04/12 16:58	HLB	1204722
Nitrogen, Nitrate	<0.050	0.050	mg/L	1	SM 4500-NO3 F 20th	04/03/12 14:02	CAC	1204133
Sulfate	**29**	5.0	mg/L	1	ASTM D516-90 (02)	04/06/12 08:52	LMA	1204310

*See Statement of Data Qualifications

This report shall not be reproduced, except in full, without written authorization of TriMatrix Laboratories, Inc.
Individual sample results relate only to the sample tested.

5560 Corporate Exchange Court SE ♦ Grand Rapids, MI 49512 ♦ 616.975.4500 ♦ Fax 616.942.7463 ♦ www.trimatrixlabs.com

US EPA ARCHIVE DOCUMENT

TRIMATRIX LABORATORIES

ANALYTICAL REPORT

Client:	**TRC Companies. - Ann Arbor Office**	Work Order:	**1204039**
Project:	Tecumseh Products	Description:	Laboratory Services
Client Sample ID:	**Dup-01**	Sampled:	04/02/12 00:00
Lab Sample ID:	**1204039-05**	Sampled By:	J. Jasso
Matrix:	Water	Received:	04/03/12 09:00

Physical/Chemical Parameters by EPA/APHA/ASTM Methods

Analyte	Analytical Result	RL	Unit	Dilution Factor	Method	Date Time Analyzed	By	QC Batch
Chloride	**160**	2.0	mg/L	2	SM 4500-Cl E 20th	04/04/12 09:21	LMA	1204146
***Iron, Ferrous**	**0.071**	0.020	mg/L	1	SM 3500-Fe B 20th	04/04/12 16:58	HLB	1204722
Nitrogen, Nitrate	**0.14**	0.050	mg/L	1	SM 4500-NO3 F 20th	04/03/12 14:03	CAC	1204133
Sulfate	**68**	10	mg/L	2	ASTM D516-90 (02)	04/06/12 09:35	LMA	1204310

*See Statement of Data Qualifications

This report shall not be reproduced, except in full, without written authorization of TriMatrix Laboratories, Inc.
Individual sample results relate only to the sample tested.

5560 Corporate Exchange Court SE ♦ Grand Rapids, MI 49512 ♦ 616.975.4500 ♦ Fax 616.942.7463 ♦ www.trimatrixlabs.com

US EPA ARCHIVE DOCUMENT

TRIMATRIX LABORATORIES

ANALYTICAL REPORT

Client:	**TRC Companies. - Ann Arbor Office**	Work Order:	**1204039**
Project:	Tecumseh Products	Description:	Laboratory Services
Client Sample ID:	**MW-14d**	Sampled:	04/02/12 16:00
Lab Sample ID:	**1204039-06**	Sampled By:	J. Jasso
Matrix:	Water	Received:	04/03/12 09:00

Physical/Chemical Parameters by EPA/APHA/ASTM Methods

Analyte	Analytical Result	RL	Unit	Dilution Factor	Method	Date Time Analyzed	By	QC Batch
Chloride	**160**	2.0	mg/L	2	SM 4500-Cl E 20th	04/04/12 09:21	LMA	1204146
***Iron, Ferrous**	**0.028**	0.020	mg/L	1	SM 3500-Fe B 20th	04/04/12 16:59	HLB	1204722
Nitrogen, Nitrate	**0.14**	0.050	mg/L	1	SM 4500-NO3 F 20th	04/03/12 14:04	CAC	1204133
Sulfate	**68**	10	mg/L	2	ASTM D516-90 (02)	04/06/12 09:35	LMA	1204310

*See Statement of Data Qualifications

This report shall not be reproduced, except in full, without written authorization of TriMatrix Laboratories, Inc.
Individual sample results relate only to the sample tested.

5560 Corporate Exchange Court SE ♦ Grand Rapids, MI 49512 ♦ 616.975.4500 ♦ Fax 616.942.7463 ♦ www.trimatrixlabs.com

US EPA ARCHIVE DOCUMENT

TRIMATRIX LABORATORIES

ANALYTICAL REPORT

Client:	**TRC Companies. - Ann Arbor Office**	Work Order:	**1204066**
Project:	Tecumseh Products	Description:	Laboratory Services
Client Sample ID:	**MW-27s**	Sampled:	04/03/12 07:12
Lab Sample ID:	**1204066-01**	Sampled By:	J. Jasso
Matrix:	Water	Received:	04/04/12 08:45

Physical/Chemical Parameters by EPA/APHA/ASTM Methods

Analyte	Analytical Result	RL	Unit	Dilution Factor	Method	Date Time Analyzed	By	QC Batch
Chloride	**200**	5.0	mg/L	5	SM 4500-Cl E 20th	04/06/12 08:41	LMA	1204283
***Iron, Ferrous**	**0.15**	0.020	mg/L	1	SM 3500-Fe B 20th	04/04/12 17:00	HLB	1204722
Nitrogen, Nitrate	**0.46**	0.050	mg/L	1	SM 4500-NO3 F 20th	04/04/12 14:49	CAC	1204201
Sulfate	**60**	10	mg/L	2	ASTM D516-90 (02)	04/06/12 09:35	LMA	1204310

*See Statement of Data Qualifications

This report shall not be reproduced, except in full, without written authorization of TriMatrix Laboratories, Inc.
Individual sample results relate only to the sample tested.

5560 Corporate Exchange Court SE ♦ Grand Rapids, MI 49512 ♦ 616.975.4500 ♦ Fax 616.942.7463 ♦ www.trimatrixlabs.com

US EPA ARCHIVE DOCUMENT

TRIMATRIX LABORATORIES

ANALYTICAL REPORT

Client:	**TRC Companies. - Ann Arbor Office**	Work Order:	**1204066**
Project:	Tecumseh Products	Description:	Laboratory Services
Client Sample ID:	**MW-27d**	Sampled:	04/03/12 07:52
Lab Sample ID:	**1204066-02**	Sampled By:	J. Jasso
Matrix:	Water	Received:	04/04/12 08:45

Physical/Chemical Parameters by EPA/APHA/ASTM Methods

Analyte	Analytical Result	RL	Unit	Dilution Factor	Method	Date Time Analyzed	By	QC Batch
Chloride	**190**	5.0	mg/L	5	SM 4500-Cl E 20th	04/06/12 08:41	LMA	1204283
***Iron, Ferrous**	**0.037**	0.020	mg/L	1	SM 3500-Fe B 20th	04/04/12 17:02	HLB	1204722
Nitrogen, Nitrate	**0.30**	0.050	mg/L	1	SM 4500-NO3 F 20th	04/04/12 14:52	CAC	1204201
Sulfate	**62**	10	mg/L	2	ASTM D516-90 (02)	04/06/12 09:39	LMA	1204310

*See Statement of Data Qualifications

This report shall not be reproduced, except in full, without written authorization of TriMatrix Laboratories, Inc.
Individual sample results relate only to the sample tested.

5560 Corporate Exchange Court SE ♦ Grand Rapids, MI 49512 ♦ 616.975.4500 ♦ Fax 616.942.7463 ♦ www.trimatrixlabs.com

US EPA ARCHIVE DOCUMENT

TRIMATRIX LABORATORIES

ANALYTICAL REPORT

Client:	**TRC Companies. - Ann Arbor Office**	Work Order:	**1204066**
Project:	Tecumseh Products	Description:	Laboratory Services
Client Sample ID:	**MW-18s**	Sampled:	04/03/12 09:29
Lab Sample ID:	**1204066-03**	Sampled By:	J. Jasso
Matrix:	Water	Received:	04/04/12 08:45

Physical/Chemical Parameters by EPA/APHA/ASTM Methods

Analyte	Analytical Result	RL	Unit	Dilution Factor	Method	Date Time Analyzed	By	QC Batch
Chloride	**350**	5.0	mg/L	5	SM 4500-Cl E 20th	04/06/12 08:44	LMA	1204283
***Iron, Ferrous**	**0.10**	0.020	mg/L	1	SM 3500-Fe B 20th	04/04/12 17:02	HLB	1204722
Nitrogen, Nitrate	**1.1**	0.25	mg/L	5	SM 4500-NO3 F 20th	04/04/12 15:28	CAC	1204201
Sulfate	**35**	10	mg/L	2	ASTM D516-90 (02)	04/06/12 09:39	LMA	1204310

*See Statement of Data Qualifications

This report shall not be reproduced, except in full, without written authorization of TriMatrix Laboratories, Inc.
Individual sample results relate only to the sample tested.

5560 Corporate Exchange Court SE ♦ Grand Rapids, MI 49512 ♦ 616.975.4500 ♦ Fax 616.942.7463 ♦ www.trimatrixlabs.com

US EPA ARCHIVE DOCUMENT

TRIMATRIX LABORATORIES

ANALYTICAL REPORT

Client:	**TRC Companies. - Ann Arbor Office**	Work Order:	**1204066**
Project:	Tecumseh Products	Description:	Laboratory Services
Client Sample ID:	**MW-19d**	Sampled:	04/03/12 11:42
Lab Sample ID:	**1204066-04**	Sampled By:	J. Jasso
Matrix:	Water	Received:	04/04/12 08:45

Physical/Chemical Parameters by EPA/APHA/ASTM Methods

Analyte	Analytical Result	RL	Unit	Dilution Factor	Method	Date Time Analyzed	By	QC Batch
Chloride	**130**	2.0	mg/L	2	SM 4500-Cl E 20th	04/06/12 08:44	LMA	1204283
***Iron, Ferrous**	**1.1**	0.10	mg/L	5	SM 3500-Fe B 20th	04/04/12 17:02	HLB	1204722
Nitrogen, Nitrate	<0.050	0.050	mg/L	1	SM 4500-NO3 F 20th	04/04/12 14:55	CAC	1204201
Sulfate	**62**	10	mg/L	2	ASTM D516-90 (02)	04/06/12 09:41	LMA	1204310

*See Statement of Data Qualifications

This report shall not be reproduced, except in full, without written authorization of TriMatrix Laboratories, Inc.
Individual sample results relate only to the sample tested.

5560 Corporate Exchange Court SE ♦ Grand Rapids, MI 49512 ♦ 616.975.4500 ♦ Fax 616.942.7463 ♦ www.trimatrixlabs.com

US EPA ARCHIVE DOCUMENT

TRIMATRIX LABORATORIES

ANALYTICAL REPORT

Client:	**TRC Companies. - Ann Arbor Office**	Work Order:	**1204066**
Project:	Tecumseh Products	Description:	Laboratory Services
Client Sample ID:	**Dup-02**	Sampled:	04/03/12 00:00
Lab Sample ID:	**1204066-05**	Sampled By:	J. Jasso
Matrix:	Water	Received:	04/04/12 08:45

Physical/Chemical Parameters by EPA/APHA/ASTM Methods

Analyte	Analytical Result	RL	Unit	Dilution Factor	Method	Date Time Analyzed	By	QC Batch
Chloride	**140**	2.0	mg/L	2	SM 4500-Cl E 20th	04/06/12 08:44	LMA	1204283
***Iron, Ferrous**	**0.023**	0.020	mg/L	1	SM 3500-Fe B 20th	04/04/12 17:03	HLB	1204722
Nitrogen, Nitrate	**1.7**	0.25	mg/L	5	SM 4500-NO3 F 20th	04/04/12 15:29	CAC	1204201
Sulfate	**47**	10	mg/L	2	ASTM D516-90 (02)	04/06/12 11:15	LMA	1204310

*See Statement of Data Qualifications

This report shall not be reproduced, except in full, without written authorization of TriMatrix Laboratories, Inc.
Individual sample results relate only to the sample tested.

5560 Corporate Exchange Court SE ♦ Grand Rapids, MI 49512 ♦ 616.975.4500 ♦ Fax 616.942.7463 ♦ www.trimatrixlabs.com

US EPA ARCHIVE DOCUMENT

TRIMATRIX LABORATORIES

ANALYTICAL REPORT

Client:	**TRC Companies. - Ann Arbor Office**	Work Order:	**1204066**
Project:	Tecumseh Products	Description:	Laboratory Services
Client Sample ID:	**MW-19s**	Sampled:	04/03/12 12:55
Lab Sample ID:	**1204066-06**	Sampled By:	J. Jasso
Matrix:	Water	Received:	04/04/12 08:45

Physical/Chemical Parameters by EPA/APHA/ASTM Methods

Analyte	Analytical Result	RL	Unit	Dilution Factor	Method	Date Time Analyzed	By	QC Batch
Chloride	**130**	2.0	mg/L	2	SM 4500-Cl E 20th	04/06/12 08:44	LMA	1204283
***Iron, Ferrous**	**0.025**	0.020	mg/L	1	SM 3500-Fe B 20th	04/04/12 17:03	HLB	1204722
Nitrogen, Nitrate	**1.7**	0.25	mg/L	5	SM 4500-NO3 F 20th	04/04/12 15:30	CAC	1204201
Sulfate	**47**	10	mg/L	2	ASTM D516-90 (02)	04/06/12 11:15	LMA	1204310

*See Statement of Data Qualifications

This report shall not be reproduced, except in full, without written authorization of TriMatrix Laboratories, Inc.
Individual sample results relate only to the sample tested.

5560 Corporate Exchange Court SE ♦ Grand Rapids, MI 49512 ♦ 616.975.4500 ♦ Fax 616.942.7463 ♦ www.trimatrixlabs.com

US EPA ARCHIVE DOCUMENT

TRIMATRIX LABORATORIES

ANALYTICAL REPORT

Client:	**TRC Companies. - Ann Arbor Office**	Work Order:	**1204066**
Project:	Tecumseh Products	Description:	Laboratory Services
Client Sample ID:	**MW-6s**	Sampled:	04/03/12 14:02
Lab Sample ID:	**1204066-07**	Sampled By:	J. Jasso
Matrix:	Water	Received:	04/04/12 08:45

Physical/Chemical Parameters by EPA/APHA/ASTM Methods

Analyte	Analytical Result	RL	Unit	Dilution Factor	Method	Date Time Analyzed	By	QC Batch
Chloride	**160**	2.0	mg/L	2	SM 4500-Cl E 20th	04/06/12 08:51	LMA	1204283
***Iron, Ferrous**	**0.031**	0.020	mg/L	1	SM 3500-Fe B 20th	04/04/12 17:05	HLB	1204722
Nitrogen, Nitrate	**2.6**	0.25	mg/L	5	SM 4500-NO3 F 20th	04/04/12 15:32	CAC	1204201
Sulfate	**32**	5.0	mg/L	1	ASTM D516-90 (02)	04/06/12 10:58	LMA	1204310

*See Statement of Data Qualifications

This report shall not be reproduced, except in full, without written authorization of TriMatrix Laboratories, Inc.
Individual sample results relate only to the sample tested.

5560 Corporate Exchange Court SE ♦ Grand Rapids, MI 49512 ♦ 616.975.4500 ♦ Fax 616.942.7463 ♦ www.trimatrixlabs.com

US EPA ARCHIVE DOCUMENT

TRIMATRIX LABORATORIES

ANALYTICAL REPORT

Client:	**TRC Companies. - Ann Arbor Office**	Work Order:	**1204066**
Project:	Tecumseh Products	Description:	Laboratory Services
Client Sample ID:	**MW-23**	Sampled:	04/03/12 15:57
Lab Sample ID:	**1204066-08**	Sampled By:	J. Jasso
Matrix:	Water	Received:	04/04/12 08:45

Physical/Chemical Parameters by EPA/APHA/ASTM Methods

Analyte	Analytical Result	RL	Unit	Dilution Factor	Method	Date Time Analyzed	By	QC Batch
Chloride	**210**	5.0	mg/L	5	SM 4500-Cl E 20th	04/06/12 08:51	LMA	1204283
***Iron, Ferrous**	**1.1**	0.10	mg/L	5	SM 3500-Fe B 20th	04/04/12 17:05	HLB	1204722
Nitrogen, Nitrate	<0.050	0.050	mg/L	1	SM 4500-NO3 F 20th	04/04/12 14:59	CAC	1204201
Sulfate	**60**	10	mg/L	2	ASTM D516-90 (02)	04/06/12 11:15	LMA	1204310

*See Statement of Data Qualifications

This report shall not be reproduced, except in full, without written authorization of TriMatrix Laboratories, Inc.
Individual sample results relate only to the sample tested.

5560 Corporate Exchange Court SE ♦ Grand Rapids, MI 49512 ♦ 616.975.4500 ♦ Fax 616.942.7463 ♦ www.trimatrixlabs.com

US EPA ARCHIVE DOCUMENT

TRIMATRIX LABORATORIES

ANALYTICAL REPORT

Client:	**TRC Companies. - Ann Arbor Office**	Work Order:	**1204101**
Project:	Tecumseh Products	Description:	Laboratory Services
Client Sample ID:	**MW-33s**	Sampled:	04/04/12 06:31
Lab Sample ID:	**1204101-01**	Sampled By:	J. Jasso
Matrix:	Water	Received:	04/05/12 08:15

Physical/Chemical Parameters by EPA/APHA/ASTM Methods

Analyte	Analytical Result	RL	Unit	Dilution Factor	Method	Date Time Analyzed	By	QC Batch
Chloride	**94**	1.0	mg/L	1	SM 4500-Cl E 20th	04/06/12 08:24	LMA	1204283
***Iron, Ferrous**	**0.46**	0.040	mg/L	2	SM 3500-Fe B 20th	04/05/12 15:54	HLB	1204724
Nitrogen, Nitrate	**8.1**	1.2	mg/L	25	SM 4500-NO3 F 20th	04/05/12 16:35	CAC	1204261
Sulfate	**24**	5.0	mg/L	1	ASTM D516-90 (02)	04/06/12 11:01	LMA	1204310

*See Statement of Data Qualifications

This report shall not be reproduced, except in full, without written authorization of TriMatrix Laboratories, Inc.
Individual sample results relate only to the sample tested.

5560 Corporate Exchange Court SE ♦ Grand Rapids, MI 49512 ♦ 616.975.4500 ♦ Fax 616.942.7463 ♦ www.trimatrixlabs.com

US EPA ARCHIVE DOCUMENT

TRIMATRIX LABORATORIES

ANALYTICAL REPORT

Client:	**TRC Companies. - Ann Arbor Office**	Work Order:	**1204101**
Project:	Tecumseh Products	Description:	Laboratory Services
Client Sample ID:	**MW-32s**	Sampled:	04/04/12 08:05
Lab Sample ID:	**1204101-02**	Sampled By:	J. Jasso
Matrix:	Water	Received:	04/05/12 08:15

Physical/Chemical Parameters by EPA/APHA/ASTM Methods

Analyte	Analytical Result	RL	Unit	Dilution Factor	Method	Date Time Analyzed	By	QC Batch
Chloride	**79**	1.0	mg/L	1	SM 4500-Cl E 20th	04/06/12 08:24	LMA	1204283
***Iron, Ferrous**	**0.022**	0.020	mg/L	1	SM 3500-Fe B 20th	04/05/12 15:53	HLB	1204724
Nitrogen, Nitrate	**3.7**	0.25	mg/L	5	SM 4500-NO3 F 20th	04/05/12 16:39	CAC	1204261
Sulfate	**46**	10	mg/L	2	ASTM D516-90 (02)	04/06/12 11:36	LMA	1204310

*See Statement of Data Qualifications

This report shall not be reproduced, except in full, without written authorization of TriMatrix Laboratories, Inc.
Individual sample results relate only to the sample tested.

5560 Corporate Exchange Court SE ♦ Grand Rapids, MI 49512 ♦ 616.975.4500 ♦ Fax 616.942.7463 ♦ www.trimatrixlabs.com

US EPA ARCHIVE DOCUMENT

TRIMATRIX LABORATORIES

ANALYTICAL REPORT

Client:	**TRC Companies. - Ann Arbor Office**	Work Order:	**1204101**
Project:	Tecumseh Products	Description:	Laboratory Services
Client Sample ID:	**MW-34s**	Sampled:	04/04/12 09:29
Lab Sample ID:	**1204101-03**	Sampled By:	J. Jasso
Matrix:	Water	Received:	04/05/12 08:15

Physical/Chemical Parameters by EPA/APHA/ASTM Methods

Analyte	Analytical Result	RL	Unit	Dilution Factor	Method	Date Time Analyzed	By	QC Batch
Chloride	**46**	1.0	mg/L	1	SM 4500-Cl E 20th	04/06/12 08:24	LMA	1204283
*Iron, Ferrous	<0.020	0.020	mg/L	1	SM 3500-Fe B 20th	04/05/12 15:54	HLB	1204724
Nitrogen, Nitrate	**4.1**	0.25	mg/L	5	SM 4500-NO3 F 20th	04/05/12 16:40	CAC	1204261
Sulfate	**24**	5.0	mg/L	1	ASTM D516-90 (02)	04/06/12 11:01	LMA	1204310

*See Statement of Data Qualifications

This report shall not be reproduced, except in full, without written authorization of TriMatrix Laboratories, Inc.
Individual sample results relate only to the sample tested.

5560 Corporate Exchange Court SE ♦ Grand Rapids, MI 49512 ♦ 616.975.4500 ♦ Fax 616.942.7463 ♦ www.trimatrixlabs.com

US EPA ARCHIVE DOCUMENT

TRIMATRIX LABORATORIES

ANALYTICAL REPORT

Client:	**TRC Companies. - Ann Arbor Office**	Work Order:	**1204101**
Project:	Tecumseh Products	Description:	Laboratory Services
Client Sample ID:	**MW-3s**	Sampled:	04/04/12 10:45
Lab Sample ID:	**1204101-04**	Sampled By:	J. Jasso
Matrix:	Water	Received:	04/05/12 08:15

Physical/Chemical Parameters by EPA/APHA/ASTM Methods

Analyte	Analytical Result	RL	Unit	Dilution Factor	Method	Date Time Analyzed	By	QC Batch
Chloride	**200**	5.0	mg/L	5	SM 4500-Cl E 20th	04/06/12 08:51	LMA	1204283
***Iron, Ferrous**	**0.069**	0.020	mg/L	1	SM 3500-Fe B 20th	04/05/12 15:54	HLB	1204724
Nitrogen, Nitrate	**2.2**	0.25	mg/L	5	SM 4500-NO3 F 20th	04/05/12 16:41	CAC	1204261
Sulfate	**48**	10	mg/L	2	ASTM D516-90 (02)	04/06/12 11:36	LMA	1204310

*See Statement of Data Qualifications

This report shall not be reproduced, except in full, without written authorization of TriMatrix Laboratories, Inc.
Individual sample results relate only to the sample tested.

5560 Corporate Exchange Court SE ♦ Grand Rapids, MI 49512 ♦ 616.975.4500 ♦ Fax 616.942.7463 ♦ www.trimatrixlabs.com

US EPA ARCHIVE DOCUMENT

TRIMATRIX LABORATORIES

ANALYTICAL REPORT

Client:	**TRC Companies. - Ann Arbor Office**	Work Order:	**1204101**
Project:	Tecumseh Products	Description:	Laboratory Services
Client Sample ID:	**MW-1s**	Sampled:	04/04/12 12:30
Lab Sample ID:	**1204101-05**	Sampled By:	J. Jasso
Matrix:	Water	Received:	04/05/12 08:15

Physical/Chemical Parameters by EPA/APHA/ASTM Methods

Analyte	Analytical Result	RL	Unit	Dilution Factor	Method	Date Time Analyzed	By	QC Batch
Chloride	**30**	1.0	mg/L	1	SM 4500-Cl E 20th	04/06/12 08:24	LMA	1204283
***Iron, Ferrous**	**0.044**	0.020	mg/L	1	SM 3500-Fe B 20th	04/05/12 15:56	HLB	1204724
Nitrogen, Nitrate	**2.3**	0.25	mg/L	5	SM 4500-NO3 F 20th	04/05/12 16:45	CAC	1204261
Sulfate	**19**	5.0	mg/L	1	ASTM D516-90 (02)	04/06/12 11:04	LMA	1204310

*See Statement of Data Qualifications

This report shall not be reproduced, except in full, without written authorization of TriMatrix Laboratories, Inc.
Individual sample results relate only to the sample tested.

5560 Corporate Exchange Court SE ♦ Grand Rapids, MI 49512 ♦ 616.975.4500 ♦ Fax 616.942.7463 ♦ www.trimatrixlabs.com

US EPA ARCHIVE DOCUMENT

TRIMATRIX LABORATORIES

ANALYTICAL REPORT

Client:	**TRC Companies. - Ann Arbor Office**	Work Order:	**1204101**
Project:	Tecumseh Products	Description:	Laboratory Services
Client Sample ID:	**MW-21**	Sampled:	04/04/12 13:43
Lab Sample ID:	**1204101-06**	Sampled By:	J. Jasso
Matrix:	Water	Received:	04/05/12 08:15

Physical/Chemical Parameters by EPA/APHA/ASTM Methods

Analyte	Analytical Result	RL	Unit	Dilution Factor	Method	Date Time Analyzed	By	QC Batch
Chloride	**130**	2.0	mg/L	2	SM 4500-Cl E 20th	04/06/12 08:51	LMA	1204283
*Iron, Ferrous	<0.020	0.020	mg/L	1	SM 3500-Fe B 20th	04/05/12 15:57	HLB	1204724
Nitrogen, Nitrate	**0.79**	0.050	mg/L	1	SM 4500-NO3 F 20th	04/05/12 16:28	CAC	1204261
Sulfate	**38**	10	mg/L	2	ASTM D516-90 (02)	04/06/12 11:36	LMA	1204310

*See Statement of Data Qualifications

This report shall not be reproduced, except in full, without written authorization of TriMatrix Laboratories, Inc.
Individual sample results relate only to the sample tested.

5560 Corporate Exchange Court SE ♦ Grand Rapids, MI 49512 ♦ 616.975.4500 ♦ Fax 616.942.7463 ♦ www.trimatrixlabs.com

US EPA ARCHIVE DOCUMENT

TRIMATRIX LABORATORIES

ANALYTICAL REPORT

Client:	**TRC Companies. - Ann Arbor Office**	Work Order:	**1204101**
Project:	Tecumseh Products	Description:	Laboratory Services
Client Sample ID:	**MW-4s**	Sampled:	04/04/12 11:43
Lab Sample ID:	**1204101-07**	Sampled By:	J. Jasso
Matrix:	Water	Received:	04/05/12 08:15

Physical/Chemical Parameters by EPA/APHA/ASTM Methods

Analyte	Analytical Result	RL	Unit	Dilution Factor	Method	Date Time Analyzed	By	QC Batch
Chloride	**75**	1.0	mg/L	1	SM 4500-Cl E 20th	04/06/12 08:24	LMA	1204283
*Iron, Ferrous	<0.020	0.020	mg/L	1	SM 3500-Fe B 20th	04/05/12 15:53	HLB	1204724
Nitrogen, Nitrate	**1.5**	0.25	mg/L	5	SM 4500-NO3 F 20th	04/05/12 16:42	CAC	1204261
Sulfate	**25**	5.0	mg/L	1	ASTM D516-90 (02)	04/06/12 08:46	LMA	1204311

*See Statement of Data Qualifications

This report shall not be reproduced, except in full, without written authorization of TriMatrix Laboratories, Inc.
Individual sample results relate only to the sample tested.

5560 Corporate Exchange Court SE ♦ Grand Rapids, MI 49512 ♦ 616.975.4500 ♦ Fax 616.942.7463 ♦ www.trimatrixlabs.com

US EPA ARCHIVE DOCUMENT

TRIMATRIX LABORATORIES

QUALITY CONTROL REPORT

Physical/Chemical Parameters by EPA/APHA/ASTM Methods

QC Type	Sample Conc.	Spike Qty.	Result	Unit	Spike % Rec.	Control Limits	RPD	RPD Limits	RL
Analyte: Chloride/SM 4500-Cl E 20th									
QC Batch: 1204146 (General Inorganic Prep)							Analyzed: 04/04/2012		By: LMA
Method Blank			<1.0	mg/L					1.0
Laboratory Control Sample		50.0	**49.7**	mg/L	99	90-106		20	1.0
QC Batch: 1204283 (General Inorganic Prep)							Analyzed: 04/06/2012		By: LMA
Method Blank			<1.0	mg/L					1.0
Laboratory Control Sample		50.0	**48.1**	mg/L	96	90-106		20	1.0
1204066-01 [MW-27s]									
Matrix Spike	201	50.0	**248**	mg/L	94	72-123		20	5.0
Matrix Spike Duplicate	201	50.0	**248**	mg/L	93	72-123	0.3	20	5.0
Analyte: Iron, Ferrous/SM 3500-Fe B 20th									
QC Batch: 1204722 (Method-Specific Preparation)							Analyzed: 04/04/2012		By: HLB
Method Blank			<0.020	mg/L					0.020
Laboratory Control Sample		0.320	**0.335**	mg/L	105	80-120		20	0.020
1204066-01 [MW-27s]									
Matrix Spike	0.153	0.320	**0.461**	mg/L	96	68-131		20	0.020
Matrix Spike Duplicate	0.153	0.320	**0.452**	mg/L	94	68-131	2	20	0.020
QC Batch: 1204724 (Method-Specific Preparation)							Analyzed: 04/05/2012		By: HLB
Method Blank			<0.020	mg/L					0.020
Laboratory Control Sample		0.320	**0.343**	mg/L	107	80-120		20	0.020
1204101-05 [MW-1s]									
Matrix Spike	0.0436	0.320	**0.378**	mg/L	105	68-131		20	0.020
Matrix Spike Duplicate	0.0436	0.320	**0.379**	mg/L	105	68-131	0.3	20	0.020
Analyte: Nitrogen, Nitrate/SM 4500-NO3 F 20th									
QC Batch: 1204133 (General Inorganic Prep)							Analyzed: 04/03/2012		By: CAC
Method Blank			<0.050	mg/L					0.050
Laboratory Control Sample		0.500	**0.490**	mg/L	98	90-110		20	0.050
1204039-01 [MW-24s]									
Matrix Spike	3.30	5.00	**6.97**	mg/L	**73**	90-110		20	0.50

Continued on next page

This report shall not be reproduced, except in full, without written authorization of TriMatrix Laboratories, Inc.
Individual sample results relate only to the sample tested.

5560 Corporate Exchange Court SE ♦ Grand Rapids, MI 49512 ♦ 616.975.4500 ♦ Fax 616.942.7463 ♦ www.trimatrixlabs.com

US EPA ARCHIVE DOCUMENT

QUALITY CONTROL REPORT

Physical/Chemical Parameters by EPA/APHA/ASTM Methods (Continued)

QC Type	Sample Conc.	Spike Qty.	Result	Unit	Spike % Rec.	Control Limits	RPD	RPD Limits	RL
Analyte: Nitrogen, Nitrate/SM 4500-NO3 F 20th (Continued)									
QC Batch: 1204133 (Continued) (General Inorganic Prep)							Analyzed: 04/03/2012		By: CAC
1204039-01 [MW-24s]									
Matrix Spike Duplicate	3.30	5.00	**7.57**	mg/L	**85**	90-110	8	20	0.50
QC Batch: 1204201 (General Inorganic Prep)							Analyzed: 04/04/2012		By: CAC
Method Blank			<0.050	mg/L					0.050
Laboratory Control Sample		0.500	**0.479**	mg/L	96	90-110		20	0.050
1204066-01 [MW-27s]									
Matrix Spike	0.464	0.500	**0.978**	mg/L	103	90-110		20	0.050
Matrix Spike Duplicate	0.464	0.500	**0.969**	mg/L	101	90-110	0.9	20	0.050
QC Batch: 1204261 (General Inorganic Prep)							Analyzed: 04/05/2012		By: CAC
Method Blank			<0.050	mg/L					0.050
Laboratory Control Sample		0.500	**0.518**	mg/L	104	90-110		20	0.050
1204101-01 [MW-33s]									
Matrix Spike	8.10	12.5	**19.7**	mg/L	93	90-110		20	1.2
Matrix Spike Duplicate	8.10	12.5	**21.6**	mg/L	108	90-110	9	20	1.2
Analyte: Sulfate/ASTM D516-90 (02)									
QC Batch: 1204310 (General Inorganic Prep)							Analyzed: 04/06/2012		By: LMA
Method Blank			<1.0	mg/L					1.0
Laboratory Control Sample		20.0	**19.7**	mg/L	99	88-116		20	1.0
1204066-01 [MW-27s]									
Matrix Spike	60.0	20.0	**78.3**	mg/L	92	55-151		20	5.0
Matrix Spike Duplicate	60.0	20.0	**78.4**	mg/L	92	55-151	0.2	20	5.0
QC Batch: 1204311 (General Inorganic Prep)							Analyzed: 04/06/2012		By: LMA
Method Blank			<1.0	mg/L					1.0
Laboratory Control Sample		20.0	**21.0**	mg/L	105	88-116		20	1.0

US EPA ARCHIVE DOCUMENT

This report shall not be reproduced, except in full, without written authorization of TriMatrix Laboratories, Inc.
Individual sample results relate only to the sample tested.

5560 Corporate Exchange Court SE ♦ Grand Rapids, MI 49512 ♦ 616.975.4500 ♦ Fax 616.942.7463 ♦ www.trimatrixlabs.com

STATEMENT OF DATA QUALIFICATIONS

Physical/Chemical Parameters by EPA/APHA/ASTM Methods

Qualification: The MS and/or MSD recovery was outside the control limit. The non-spiked sample result is considered estimated.

Analysis: SM 4500-NO3 F 20th

Sample/Analyte:			
	1204039-01	MW-24s	Nitrogen, Nitrate

Qualification: Ferrous iron is unstable and easily changes to the ferric form in solutions in contact with air. Determination should be done in the field at the time of collection. Because analysis was performed in the lab, the reported value may not be representative.

Analysis: SM 3500-Fe B 20th

Sample/Analyte:			
	1204039-01	MW-24s	Iron, Ferrous
	1204039-02	MW-24d	Iron, Ferrous
	1204039-03	MW-17s	Iron, Ferrous
	1204039-04	MW-10s	Iron, Ferrous
	1204039-05	Dup-01	Iron, Ferrous
	1204039-06	MW-14d	Iron, Ferrous
	1204066-01	MW-27s	Iron, Ferrous
	1204066-02	MW-27d	Iron, Ferrous
	1204066-03	MW-18s	Iron, Ferrous
	1204066-04	MW-19d	Iron, Ferrous
	1204066-05	Dup-02	Iron, Ferrous
	1204066-06	MW-19s	Iron, Ferrous
	1204066-07	MW-6s	Iron, Ferrous
	1204066-08	MW-23	Iron, Ferrous
	1204101-01	MW-33s	Iron, Ferrous
	1204101-02	MW-32s	Iron, Ferrous
	1204101-03	MW-34s	Iron, Ferrous
	1204101-04	MW-3s	Iron, Ferrous
	1204101-05	MW-1s	Iron, Ferrous
	1204101-06	MW-21	Iron, Ferrous
	1204101-07	MW-4s	Iron, Ferrous

US EPA ARCHIVE DOCUMENT

This report shall not be reproduced, except in full, without written authorization of TriMatrix Laboratories, Inc.
Individual sample results relate only to the sample tested.
5560 Corporate Exchange Court SE ♦ Grand Rapids, MI 49512 ♦ 616.975.4500 ♦ Fax 616.942.7463 ♦ www.trimatrixlabs.com

TRIMATRIX LABORATORIES

5560 Corporate Exchange Court SE
Grand Rapids, MI 49512
Phone (616) 975-4500 Fax (616) 942-7463
www.trimatrixlabs.com

Chain of Custody Record

COC No. 140571

Pg. 1 of 1

For Lab Use Only
Cart: 4
VOA Rack/Tray: 28 White
Receipt Log No.: 39-2
Project Chemist:
Work Order No.: 1204039

Client Name: TRC
Address: 1540 Eisenhower Place
City, State Zip: Ann Arbor MI 48108
Phone/Fax: 734 971 7080 734 971 9023
Email:

Project Name: Former Tecumseh Product
Client Project No. / P.O. No.:
Invoice To: ☑ Client ☐ Other (comments)
Contact/Report To: Stacy Metz

Analyses Requested

Schedule	Matrix Code	Sample Number	Field Sample ID	Cooler ID	Sample Date	Sample Time	COMP	GRAB	Matrix	VOC 8260	Iron II	Chloride	Sulfate	Nitrate	Total	Sample Comments
X			1 Trip Blank 01		—	—	X		DI	X					1	
06		01	2 MW-24S		4/2/12	0835		X	GW	X	X	X	X	X	5	
|		02	3 MW-24D			0939		X	GW	X	X	X	X	X	5	
		03	4 MW-17S			1134		X	GW	X	X	X	X	X	5	
X			5 WL-01			1150		X	SW	X					3	
06		04	6 MW-10S			1354		X	GW	X	X	X	X	X	5	
↓		05	7 DUP-01			—		X	GW	X	X	X	X	X	5	
		06	8 MW-14D			1600		X	GW	X	X	X	X	X	5	
			9													
			10													

Container Type (corresponds to Container Packing List): 5 O A A A

Number of Containers Submitted

PRESERVATIVES
A NONE pH~7
B HNO_3 pH<2
C H_2SO_4 pH<2
D 1+1 HCl pH<2
E NaOH pH>12
F ZnAc/NaOH pH>9
G MeOH
H Other (note below)

Sampled By (print): Javier Jasso
Sampler's Signature: [signature]
Company: TRC

How Shipped? Hand ___ Carrier Fedex
Tracking No.

Comments

1. Relinquished By	Date	Time	2. Relinquished By	Date	Time	3. Relinquished By	Date	Time
[signature]	4/2/12	1715						

1. Received By	Date	Time	2. Received By	Date	Time	3. Received For Lab By	Date	Time
						[signature]	4/3/12	0900

WHITE COPY - REPORT YELLOW COPY - LABORATORY PINK COPY - FIELD

This report shall not be reproduced, except in full, without written authorization of TriMatrix Laboratories, Inc.
Individual sample results relate only to the sample tested.
5560 Corporate Exchange Court SE ◆ Grand Rapids, MI 49512 ◆ 616.975.4500 ◆ Fax 616.942.7463 ◆ www.trimatrixlabs.com

US EPA ARCHIVE DOCUMENT

SAMPLE RECEIVING / LOG-IN CHECKLIST

TRIMATRIX LABORATORIES

Client: TRC
Receipt Record Page/Line #: 39-2
Work Order #: 1204039
New / Add To
Project Chemist | Sample #s

Recorded by (initials/date): Ln 4/3/12

☑ Cooler ☐ Box ☐ Other ____ | Qty Received: 1

Thermometer Used: ☑ IR Gun (#202) ☐ Digital Thermometer (#54) ☐ Other (#____) ☐ See Additional Cooler Information Form

Cooler #	Time	Custody Seals	Coolant Location	Coolant/Temperature Taken Via	Alternate Temperature Taken Via	Recorded °C	Correction Factor °C	Actual °C	Cooler ID on COC?	VOC Trip Blank received?
Client	0906	☑ None ☐ Present / Intact ☐ Present / Not Intact	Dispersed / Top / Middle / Bottom	☐ Loose Ice / Avg 2-3 containers ☑ Bagged Ice / Avg 2-3 containers ☐ Blue Ice / Avg 2-3 containers ☐ None / Avg 2-3 containers	☑ Temperature Blank (TB) ☐ 1 Container	Temp Blank:	—	6.5	☐	☑
						TB location: Representative / Not Representative				
						1 5.4	—	5.4		
						2 4.4	—	4.4		
						3 4.1	—	4.1		
						Average °C		4.6		

Cooler #	Time	Custody Seals	Coolant Location	Coolant/Temperature Taken Via	Alternate Temperature Taken Via	Recorded °C	Correction Factor °C	Actual °C	Cooler ID on COC?	VOC Trip Blank received?
		☐ None ☐ Present / Intact ☐ Present / Not Intact	Dispersed / Top / Middle / Bottom	☐ Loose Ice / Avg 2-3 containers ☐ Bagged Ice / Avg 2-3 containers ☐ Blue Ice / Avg 2-3 containers ☐ None / Avg 2-3 containers	☐ Temperature Blank (TB) ☐ 1 Container	Temp Blank:			☐	☐
						TB location: Representative / Not Representative				
						1				
						2				
						3				
						Average °C				

Cooler #	Time	Custody Seals	Coolant Location	Coolant/Temperature Taken Via	Alternate Temperature Taken Via	Recorded °C	Correction Factor °C	Actual °C	Cooler ID on COC?	VOC Trip Blank received?
		☐ None ☐ Present / Intact ☐ Present / Not Intact	Dispersed / Top / Middle / Bottom	☐ Loose Ice / Avg 2-3 containers ☐ Bagged Ice / Avg 2-3 containers ☐ Blue Ice / Avg 2-3 containers ☐ None / Avg 2-3 containers	☐ Temperature Blank (TB) ☐ 1 Container	Temp Blank:			☐	☐
						TB location: Representative / Not Representative				
						1				
						2				
						3				
						Average °C				

Cooler #	Time	Custody Seals	Coolant Location	Coolant/Temperature Taken Via	Alternate Temperature Taken Via	Recorded °C	Correction Factor °C	Actual °C	Cooler ID on COC?	VOC Trip Blank received?
		☐ None ☐ Present / Intact ☐ Present / Not Intact	Dispersed / Top / Middle / Bottom	☐ Loose Ice / Avg 2-3 containers ☐ Bagged Ice / Avg 2-3 containers ☐ Blue Ice / Avg 2-3 containers ☐ None / Avg 2-3 containers	☐ Temperature Blank (TB) ☐ 1 Container	Temp Blank:			☐	☐
						TB location: Representative / Not Representative				
						1				
						2				
						3				
						Average °C				

If any shaded areas checked, complete Sample Receiving Non-Conformance and/or Inventory Form

Paperwork Received

Yes	No	
☑	☐	Chain of Custody record(s)? If No, Initiated By ____
☑		Received for Lab Signed/Date/Time?
☑	☐	Shipping document?
☐	☑	Other ____

COC Information

☑ TriMatrix COC ☐ Other ____

COC ID Numbers: 140571

Check COC for Accuracy

Yes	No	
☑	☐	Analysis Requested?
☑	☐	Sample ID matches COC?
☑	☐	Sample Date and Time matches COC?
☑		Container type completed on COC?
☑	☐	All container types indicated are received?

Check Sample Preservation

N/A	Yes	No	
	☑	☐	Average sample temperature ≤6° C?
☐	☑	☐	Was thermal preservation required?
☑		☐	If "No", Project Chemist Approval Initials: ____
☑		☐	If "Yes" Completed Non Con Cooler - Cont Inventory Form?
☐	☑		Completed Sample Preservation Verification Form?
☐	☑	☐	Samples chemically preserved correctly?
☑		☐	If "No", added orange tag?
☐	☑		Received pre-preserved VOC soils? ☐ MeOH ☐ Na_2SO_4

Check for Short Hold-Time Prep/Analyses

- ☐ Bacteriological
- ☐ Air Bags
- ☐ EnCores / Methanol Pre-Preserved
- ☐ Formaldehyde/Aldehyde
- ☐ Green-tagged containers
- ☐ Yellow/White-tagged 1L ambers (SV Prep-Lab)

AFTER HOURS ONLY:
COPIES OF COC TO LAB AREA(S)
☐ NONE RECEIVED
☐ RECEIVED, COCs TO LAB(S)

Sample Condition Summary

N/A	Yes	No	
	☐	☑	Broken containers/lids?
	☐	☑	Missing or incomplete labels?
	☐	☑	Illegible information on labels?
	☐	☑	Low volume received?
	☐	☑	Inappropriate or non-TriMatrix containers received?
	☐	☑	VOC vials / TOX containers have headspace?
	☐	☐	Extra sample locations / containers not listed on COC?

2/13/12

Notes

☑ Trip Blank received ☐ Trip Blank not listed on COC

Cooler Received (Date/Time)	Paperwork Delivered (Date/Time)	≤1 Hour Goal Met?
4/3/12 0900	4/3/12 0911	(Yes) No

Log In Forms - Receiving.Log-In_Checklist

revision: 3.4

US EPA ARCHIVE DOCUMENT

This report shall not be reproduced, except in full, without written authorization of TriMatrix Laboratories, Inc.
Individual sample results relate only to the sample tested.

5560 Corporate Exchange Court SE ♦ Grand Rapids, MI 49512 ♦ 616.975.4500 ♦ Fax 616.942.7463 ♦ www.trimatrixlabs.com

TRIMATRIX LABORATORIES

SAMPLE PRESERVATION VERIFICATION FORM

page ____ of ____

Client: TRC	Work Order #: 1204039
Receipt Log #: 39-2	Completed By (initials/date): LR 4/3/12
	Project Chemist:

COC ID #: 140571

Adjusted by: ____

Date: ____

DO NOT ADJUST pH FOR THESE CONTAINER TYPES

Container Type	5 / 23	4	13	24	3	6	15	
Tag Color	Lt. Blue	Blue	Brown	White	Green	Red	Red Stripe	
Preservative	NaOH	H_2SO_4	H_2SO_4	HCL	None	HNO_3	HNO_3	
Expected pH	>12	<2	<2	<2	6-8	<2	<2	
COC Line #1								
COC Line #2				✓	✓			
COC Line #3				✓	✓			
COC Line #4				✓	✓			
COC Line #5								
COC Line #6				✓	✓			
COC Line #7				✓	✓			
COC Line #8				✓	✓			
COC Line #9								
COC Line #10								

Comments

Ph Strip Lot #

☑ HC133115

☐ ____

Aqueous Samples: For each sample and container type, check the box if pH is acceptable. If pH is not acceptable for any sample container, record pH in box, and note on Sample Receiving Checklist and on Sample Receiving Non-Conformance Form. If approved by Project Chemist, add acid or base to the sample to achieve the correct pH. Add up to, but do not exceed 2x the volume initially added at container prep (see table below for initial volumes used). Add orange pH tag to sample container and record information requested. Record adjusted pH on this form. Do not adjust pH for container types 3, 6, and 15.

COC ID #: ____

Adjusted by: ____

Date: ____

DO NOT ADJUST pH FOR THESE CONTAINER TYPES

Container Type	5	4	13		3	6	15	
Tag Color	Lt. Blue	Blue	Brown		Green	Red	Red Stripe	
Preservative	NaOH	H_2SO_4	H_2SO_4		None	HNO_3	HNO_3	
Expected pH	>12	<2	<2		~7	<2	<2	
COC Line #1								
COC Line #2								
COC Line #3								
COC Line #4								
COC Line #5								
COC Line #6								
COC Line #7								
COC Line #8								
COC Line #9								
COC Line #10								

Comments

Container Size (mL)	Original Vol. of Preservative (mL)
Container Type 5	NaOH
500	2.5
1000	5.0
Container Type 4	H_2SO_4
125	0.5
250	1.0
500	2.0
1000	4.0
Container Type 13	H_2SO_4
500	2.5

Log In Forms -- Sample_Preserve_Verification

version: 2.0

This report shall not be reproduced, except in full, without written authorization of TriMatrix Laboratories, Inc.
Individual sample results relate only to the sample tested.

5560 Corporate Exchange Court SE ♦ Grand Rapids, MI 49512 ♦ 616.975.4500 ♦ Fax 616.942.7463 ♦ www.trimatrixlabs.com

US EPA ARCHIVE DOCUMENT

TRIMATRIX LABORATORIES

5560 Corporate Exchange Court SE
Grand Rapids, MI 49512
Phone (616) 975-4500 Fax (616) 942-7463
www.trimatrixlabs.com

Chain of Custody Record

COC No. 140570

Pg. 1 of 1

For Lab Use Only
Cart: 13
VOA Rack/Tray:
Receipt Log No.: 41-4
Project Chemist:
Work Order No.: 1204016de

Client Name: TRC
Address: 1540 Eisenhower Place
City, State Zip: Ann Arbor MI 48108
Phone/Fax: 734-971 7080 734-971 9022
Email:

Project Name: Former Tecumseh Product
Client Project No. / P.O. No.:
Invoice To: ☒ Client ☐ Other (comments)
Contact/Report To: Stacy Metz

Analyses Requested

Container Type (corresponds to Container Packing List): P A A A P
Chloride / Nitrate / Sulfate / Iron II

PRESERVATIVES
A NONE pH~7
B HNO_3 pH<2
C H_2SO_4 pH<2
D 1+1 HCl pH<2
E NaOH pH>12
F ZnAc/NaOH pH>9
G MeOH
H Other (note below)

Schedule	Matrix Code	Sample Number		Field Sample ID	Cooler ID	Sample Date	Sample Time	COMP	GRAB	Matrix	Number of Containers Submitted	Total	Sample Comments
07		01	1	MW-27s	2618	4/3/12	0712			H2O	1 1 1 1 1	5	
			2	MW-27s MS/MSD			0713			H2O	1 1 1 1 1	5	
			3	Trip Blank 02			—			DI	1	1	
06		02	4	MW-27D			0757			H2O	1 1 1 1 1	5	
		03	5	MW-18s			0929			H2O	1 1 1 1 1	5	
		04	6	MW-19D			1142			H2O	1 1 1 1 1	5	
		05	7	Dup-02			—			H2O	1 1 1 1	2	
		06	8	MW-19s			1255			H2O	1 1 1 1	2	
		07	9	MW-6s			1402			H2O	1 1 1 1	2	
		08	10	MW-23			1557			H2O	1 1 1 1	2	

Sampled By (print): Javier Jasso
Sampler's Signature: [signature]
Company: TRC

How Shipped? Hand ___ Carrier Fedex
Tracking No.:

1. Relinquished By: [signature] Date 4/3/12 Time 1700
1. Received By: Date Time
2. Relinquished By: Date Time
2. Received By: Date Time
3. Relinquished By: Date Time
3. Received For Lab By: [signature] Date 4/4/12 Time 0845

Comments:

WHITE COPY - REPORT YELLOW COPY - LABORATORY PINK COPY - FIELD

This report shall not be reproduced, except in full, without written authorization of TriMatrix Laboratories, Inc.
Individual sample results relate only to the sample tested.

US EPA ARCHIVE DOCUMENT

TRIMATRIX LABORATORIES

SAMPLE RECEIVING / LOG-IN CHECKLIST

TRIMATRIX LABORATORIES

Client: TRC
Receipt Record Page/Line #: 41-4
Work Order #: 12040066
New / Add To
Project Chemist
Sample #s

Recorded by (initials/date): LR 4/4/12

☑ Cooler ☐ Box ☐ Other
Qty Received: 1

Thermometer Used: ☑ IR Gun (#202) ☐ Digital Thermometer (#54) ☐ Other (#_____)

☐ See Additional Cooler Information Form

Cooler #	Time	Custody Seals	Coolant Location	Coolant/Temperature Taken Via	Alternate Temperature Taken Via
2618	0906	☑ None ☐ Present / Intact ☐ Present / Not Intact	Dispersed / (Top) / Middle / Bottom	☐ Loose Ice / Avg 2-3 containers ☑ Bagged Ice / Avg 2-3 containers ☐ Blue Ice / Avg 2-3 containers ☐ None / Avg 2-3 containers	☐ Temperature Blank (TB) ☐ 1 Container
		☐ None ☐ Present / Intact ☐ Present / Not Intact	Dispersed / Top / Middle / Bottom	☐ Loose Ice / Avg 2-3 containers ☐ Bagged Ice / Avg 2-3 containers ☐ Blue Ice / Avg 2-3 containers ☐ None / Avg 2-3 containers	☐ Temperature Blank (TB) ☐ 1 Container
		☐ None ☐ Present / Intact ☐ Present / Not Intact	Dispersed / Top / Middle / Bottom	☐ Loose Ice / Avg 2-3 containers ☐ Bagged Ice / Avg 2-3 containers ☐ Blue Ice / Avg 2-3 containers ☐ None / Avg 2-3 containers	☐ Temperature Blank (TB) ☐ 1 Container
		☐ None ☐ Present / Intact ☐ Present / Not Intact	Dispersed / Top / Middle / Bottom	☐ Loose Ice / Avg 2-3 containers ☐ Bagged Ice / Avg 2-3 containers ☐ Blue Ice / Avg 2-3 containers ☐ None / Avg 2-3 containers	☐ Temperature Blank (TB) ☐ 1 Container

Cooler #	Recorded °C	Correction Factor °C	Actual °C
2618	Temp Blank:		4.2
	TB location: Representative / Not Representative		
	1 4.6	–	4.6
	2 4.5	–	4.5
	3 5.2	–	5.2
	Average °C		4.8
	☑ Cooler ID on COC?		
	☑ VOC Trip Blank received?		
Cooler #	Temp Blank:		
	TB location: Representative / Not Representative		
	1		
	2		
	3		
	Average °C		
	☐ Cooler ID on COC?		
	☐ VOC Trip Blank received?		
Cooler #	Temp Blank:		
	TB location: Representative / Not Representative		
	1		
	2		
	3		
	Average °C		
	☐ Cooler ID on COC?		
	☐ VOC Trip Blank received?		
Cooler #	Temp Blank:		
	TB location: Representative / Not Representative		
	1		
	2		
	3		
	Average °C		
	☐ Cooler ID on COC?		
	☐ VOC Trip Blank received?		

If any shaded areas checked, complete Sample Receiving Non-Conformance and/or Inventory Form

Paperwork Received

Yes	No	
☑	☐	Chain of Custody record(s)? If No, Initiated By _____
☑		Received for Lab Signed/Date/Time?
☑	☐	Shipping document?
☐	☑	Other _____

COC Information

☑ TriMatrix COC ☐ Other _____

COC ID Numbers: 140570

Check Sample Preservation

N/A	Yes	No	
	☑	☐	Average sample temperature ≤6° C?
☐	☑	☐	Was thermal preservation required?
☑	☐		If "No", Project Chemist Approval Intials: _____
☑	☐		If "Yes" Completed Non Con Cooler - Cont Inventory Form?
☐	☑		Completed Sample Preservation Verification Form?
☐	☑	☐	Samples chemically preserved correctly?
☑	☐		If "No", added orange tag?
☐	☑		Received pre-preserved VOC soils?

☐ MeOH ☐ Na_2SO_4

Check COC for Accuracy

Yes	No	
☑	☐	Analysis Requested?
☑	☐	Sample ID matches COC?
☑	☐	Sample Date and Time matches COC?
☑		Container type completed on COC?
☑	☐	All container types indicated are received?

Check for Short Hold-Time Prep/Analyses

☐ Bacteriological
☐ Air Bags
☐ EnCores / Methanol Pre-Preserved
☐ Formaldehyde/Aldehyde
☑ Green-tagged containers
☐ Yellow/White-tagged 1L ambers (SV Prep-Lab)

AFTER HOURS ONLY:
COPIES OF COC TO LAB AREA(S)
☐ NONE RECEIVED
☑ RECEIVED, COCs TO LAB(S)

Sample Condition Summary

N/A	Yes	No	
	☐	☑	Broken containers/lids?
	☐	☑	Missing or incomplete labels?
	☐	☑	Illegible information on labels?
	☐	☑	Low volume received?
	☐	☑	Inappropriate or non-TriMatrix containers received?
☑	☐	☐	VOC vials / TOX containers have headspace?
☑	☐	☐	Extra sample locations / containers not listed on COC?

Notes

☑ Trip Blank received ☐ Trip Blank not listed on COC

Cooler Received (Date/Time)	Paperwork Delivered (Date/Time)	≤1 Hour Goal Met?
4/4/12 0845	4/4/12 0919	(Yes) No

Log In Forms.xls - Receiving.Log-in_Checklist

revision: 3.4

This report shall not be reproduced, except in full, without written authorization of TriMatrix Laboratories, Inc.
Individual sample results relate only to the sample tested.

5560 Corporate Exchange Court SE ♦ Grand Rapids, MI 49512 ♦ 616.975.4500 ♦ Fax 616.942.7463 ♦ www.trimatrixlabs.com

US EPA ARCHIVE DOCUMENT

SAMPLE PRESERVATION VERIFICATION FORM

TRIMATRIX LABORATORIES

page ____ of ____

Client: TRC	Work Order #: 1204016
Receipt Log #: 41-4	Completed By (initials/date): LR 4/4/12
	Project Chemist:

COC ID #: 140570

Adjusted by: _____ Date: _____

DO NOT ADJUST pH FOR THESE CONTAINER TYPES

Container Type	5 / 23	4	13	24	3	6	15	
Tag Color	Lt. Blue	Blue	Brown	white	Green	Red	Red Stripe	
Preservative	NaOH	H_2SO_4	H_2SO_4	HCL	None	HNO_3	HNO_3	
Expected pH	>12	<2	<2	<2	6-8	<2	<2	
COC Line #1				✓	✓			
COC Line #2				✓	✓			
COC Line #3								
COC Line #4				✓	✓			
COC Line #5				✓	✓			
COC Line #6				✓	✓			
COC Line #7				✓	✓			
COC Line #8				✓	✓			
COC Line #9				✓	✓			
COC Line #10				✓	✓			

Comments

Ph Strip Lot #

☑ HC133115

☐ _____

Aqueous Samples: For each sample and container type, check the box if pH is acceptable. If pH is not acceptable for any sample container, record pH in box, and note on Sample Receiving Checklist and on Sample Receiving Non-Conformance Form. If approved by Project Chemist, add acid or base to the sample to achieve the correct pH. Add up to, but do not exceed 2x the volume initially added at container prep (see table below for initial volumes used). Add orange pH tag to sample container and record information requested. Record adjusted pH on this form. Do not adjust pH for container types 3, 6, and 15.

COC ID #: _____

Adjusted by: _____ Date: _____

DO NOT ADJUST pH FOR THESE CONTAINER TYPES

Container Type	5	4	13		3	6	15	
Tag Color	Lt. Blue	Blue	Brown		Green	Red	Red Stripe	
Preservative	NaOH	H_2SO_4	H_2SO_4		None	HNO_3	HNO_3	
Expected pH	>12	<2	<2		~7	<2	<2	
COC Line #1								
COC Line #2								
COC Line #3								
COC Line #4								
COC Line #5								
COC Line #6								
COC Line #7								
COC Line #8								
COC Line #9								
COC Line #10								

Comments

Container Size (mL)	Original Vol. of Preservative (mL)
Container Type 5	NaOH
500	2.5
1000	5.0
Container Type 4	H_2SO_4
125	0.5
250	1.0
500	2.0
1000	4.0
Container Type 13	H_2SO_4
500	2.5

Log In Forms -- Sample_Preserve_Verification

version: 2.0

This report shall not be reproduced, except in full, without written authorization of TriMatrix Laboratories, Inc.
Individual sample results relate only to the sample tested.

5560 Corporate Exchange Court SE ♦ Grand Rapids, MI 49512 ♦ 616.975.4500 ♦ Fax 616.942.7463 ♦ www.trimatrixlabs.com

US EPA ARCHIVE DOCUMENT

TRIMATRIX LABORATORIES

5560 Corporate Exchange Court SE
Grand Rapids, MI 49512
Phone (616) 975-4500 Fax (616) 942-7463
www.trimatrixlabs.com

Chain of Custody Record

COC No. 140572

Pg. ___ of ___

For Lab Use Only
Cart: 9
VOA Rack/Tray: —
Receipt Log No.: 43-2
Project Chemist:
Work Order No.: 1204101

Client Name: TRC
Address: 1540 Eisenhower Place
City, State Zip: Ann Arbor MI 48108
Phone/Fax: 734 971 7080 734 971 9022
Email:

Project Name: Former Tecumseh Product
Client Project No. / P.O. No.:
Invoice To: ☒ Client ☐ Other (comments)
Contact/Report To: Stacy Metz

Analyses Requested

Container Type (corresponds to Container Packing List): P O A A A

Number of Containers Submitted

Schedule	Matrix Code	Sample Number	Field Sample ID	Cooler ID	Sample Date	Sample Time	COMP	GRAB	Matrix	VOC 8260	Iron II	Chloride	Nitrate	Sulfate	Total	Sample Comments
06		01	1 MW-33s		4/4/12	0631		X	GW	+	+	+	+		2	
		02	2 MW-32s			0801		X	GW	+	+	+	+		2	
		03	3 MW-34s			0929		X	GW	+	+	+	+		2	
		04	4 MW-3s			1045		X	GW	+	+	+	+		2	
	07 ~~05~~		5 MW-4s			1143		X	GW	+	+	+	+		2	
	05 ~~06~~		6 MW 1s			1230		X	GW	+	+	+	+		2	
	06 ~~07~~		7 MW-21			1343		X	GW	+	+	+	+		2	
			8													
			9													
			10													

2/1 4/5/12

PRESERVATIVES
A NONE pH~7
B HNO_3 pH<2
C H_2SO_4 pH<2
D 1+1 HCl pH<2
E NaOH pH>12
F ZnAc/NaOH pH>9
G MeOH
H Other (note below)

Sampled By (print): Javier Jasso
Sampler's Signature: [signature]
Company: TRC

How Shipped? Hand ___ Carrier Fedex
Tracking No.

Comments

1. Relinquished By	Date	Time	2. Relinquished By	Date	Time	3. Relinquished By	Date	Time
[signature]	4/4/12	1545						

1. Received By	Date	Time	2. Received By	Date	Time	3. Received For Lab By	Date	Time
[signature]						[signature]	4-5-12	0815

WHITE COPY - REPORT YELLOW COPY - LABORATORY PINK COPY - FIELD

This report shall not be reproduced, except in full, without written authorization of TriMatrix Laboratories, Inc.
Individual sample results relate only to the sample tested.
5560 Corporate Exchange Court SE ◆ Grand Rapids, MI 49512 ◆ 616.975.4500 ◆ Fax 616.942.7463 ◆ www.trimatrixlabs.com

US EPA ARCHIVE DOCUMENT

SAMPLE RECEIVING / LOG-IN CHECKLIST

TRIMATRIX LABORATORIES

Client: TRC
Receipt Record Page/Line #: 43.2
Work Order #: 1204101
New / Add To
Project Chemist | Sample #s

Recorded by (initials/date): WC 4.5.12
☐ Cooler ☐ Box ☐ Other
Qty Received: 1
Thermometer Used: ☐ IR Gun (#202) ☐ Digital Thermometer (#54) ☐ Other (#_____)
☐ See Additional Cooler Information Form

Cooler #	Time	Custody Seals	Coolant Location	Coolant/Temperature Taken Via	Alternate Temperature Taken Via
Tm 2395	0845	☑ None ☐ Present / Intact ☐ Present / Not Intact	Dispersed / Top / Middle / Bottom	☐ Loose Ice / Avg 2-3 containers ☑ Bagged Ice / Avg 2-3 containers ☐ Blue Ice / Avg 2-3 containers ☐ None / Avg 2-3 containers	☑ Temperature Blank (TB) ☐ 1 Container
		☐ None ☐ Present / Intact ☐ Present / Not Intact	Dispersed / Top / Middle / Bottom	☐ Loose Ice / Avg 2-3 containers ☐ Bagged Ice / Avg 2-3 containers ☐ Blue Ice / Avg 2-3 containers ☐ None / Avg 2-3 containers	☐ Temperature Blank (TB) ☐ 1 Container
		☐ None ☐ Present / Intact ☐ Present / Not Intact	Dispersed / Top / Middle / Bottom	☐ Loose Ice / Avg 2-3 containers ☐ Bagged Ice / Avg 2-3 containers ☐ Blue Ice / Avg 2-3 containers ☐ None / Avg 2-3 containers	☐ Temperature Blank (TB) ☐ 1 Container
		☐ None ☐ Present / Intact ☐ Present / Not Intact	Dispersed / Top / Middle / Bottom	☐ Loose Ice / Avg 2-3 containers ☐ Bagged Ice / Avg 2-3 containers ☐ Blue Ice / Avg 2-3 containers ☐ None / Avg 2-3 containers	☐ Temperature Blank (TB) ☐ 1 Container

Cooler #	Recorded °C	Correction Factor °C	Actual °C
Temp Blank:	--		2.1
TB location: Representative / Not Representative			
1	3.5	–	3.5
2	3.4	–	3.4
3	3.9	–	3.9
Average °C			3.6
☐ Cooler ID on COC?			
☐ VOC Trip Blank received?			

Cooler #	Recorded °C	Correction Factor °C	Actual °C
Temp Blank:			
TB location: Representative / Not Representative			
1			
2			
3			
Average °C			
☐ Cooler ID on COC?			
☐ VOC Trip Blank received?			

Cooler #	Recorded °C	Correction Factor °C	Actual °C
Temp Blank:			
TB location: Representative / Not Representative			
1			
2			
3			
Average °C			
☐ Cooler ID on COC?			
☐ VOC Trip Blank received?			

Cooler #	Recorded °C	Correction Factor °C	Actual °C
Temp Blank:			
TB location: Representative / Not Representative			
1			
2			
3			
Average °C			
☐ Cooler ID on COC?			
☐ VOC Trip Blank received?			

If any shaded areas checked, complete Sample Receiving Non-Conformance and/or Inventory Form

Paperwork Received

Yes	No	
☑	☐	Chain of Custody record(s)? If No, Initiated By _____
☑		Received for Lab Signed/Date/Time?
☑	☐	Shipping document?
☐	☐	Other _____

COC Information

☑ TriMatrix COC ☐ Other _____

COC ID Numbers: 140572

Check Sample Preservation

N/A	Yes	No	
	☑	☐	Average sample temperature ≤6° C?
☐	☐	☐	Was thermal preservation required?
☐		☐	If "No", Project Chemist Approval Intials: _____
☐		☐	If "Yes" Completed Non Con Cooler - Cont Inventory Form?
☐	☑		Completed Sample Preservation Verification Form?
☐	☑	☐	Samples chemically preserved correctly?
☑		☐	If "No", added orange tag?
		☐	Received pre-preserved VOC soils? ☐ MeOH ☐ Na_2SO_4

Check COC for Accuracy

Yes	No	
☑	☐	Analysis Requested?
☑	☐	Sample ID matches COC?
☑	☐	Sample Date and Time matches COC?
☑		Container type completed on COC?
☑	☐	All container types indicated are received?

Check for Short Hold-Time Prep/Analyses

☐ Bacteriological
☐ Air Bags
☐ EnCores / Methanol Pre-Preserved
☐ Formaldehyde/Aldehyde
☑ Green-tagged containers
☐ Yellow/White-tagged 1L ambers (SV Prep-Lab)

AFTER HOURS ONLY:
COPIES OF COC TO LAB AREA(S)
☐ NONE RECEIVED
☑ RECEIVED, COCs TO LAB(S)

Sample Condition Summary

N/A	Yes	No	
	☐	☐	Broken containers/lids?
	☐	☐	Missing or incomplete labels?
	☐	☐	Illegible information on labels?
	☐	☑	Low volume received?
	☐	☐	Inappropriate or non-TriMatrix containers received?
☑	☐	☐	VOC vials / TOX containers have headspace?
☐	☐	☐	Extra sample locations / containers not listed on COC?

Notes

☐ Trip Blank received ☐ Trip Blank not listed on COC

Cooler Received (Date/Time)	Paperwork Delivered (Date/Time)	≤1 Hour Goal Met?
4.5.12 0815	4.5.12 0850	(Yes) / No

Log In Forms.xls - Receiving.Log-In_Checklist

revision: 3.4

US EPA ARCHIVE DOCUMENT

This report shall not be reproduced, except in full, without written authorization of TriMatrix Laboratories, Inc.
Individual sample results relate only to the sample tested.

5560 Corporate Exchange Court SE ♦ Grand Rapids, MI 49512 ♦ 616.975.4500 ♦ Fax 616.942.7463 ♦ www.trimatrixlabs.com

TRIMATRIX LABORATORIES

SAMPLE PRESERVATION VERIFICATION FORM

page ____ of ____

Client: Trc		Work Order #: 1204101
Receipt Log #: 43.2	Completed By (initials/date): WC 4.5.12	Project Chemist:

COC ID #	Adjusted by: ____ Date: ____				DO NOT ADJUST pH FOR THESE CONTAINER TYPES			
140572								
Container Type	5 / 23	4	13	23	3	6	15	
Tag Color	Lt. Blue	Blue	Brown		Green	Red	Red Stripe	
Preservative	NaOH	H_2SO_4	H_2SO_4		None	HNO_3	HNO_3	
Expected pH	>12	<2	<2	<2	6-8	<2	<2	
COC Line #1				✓	✓			
COC Line #2				✓	✓			
COC Line #3				✓	✓			
COC Line #4				✓	✓			
COC Line #5				✓	✓			
COC Line #6				✓	✓			
COC Line #7				✓	✓			
COC Line #8								
COC Line #9								
COC Line #10								

Comments

Ph Strip Lot #

☑ HC133115

☐ ____

Aqueous Samples: For each sample and container type, check the box if pH is acceptable. If pH is not acceptable for any sample container, record pH in box, and note on Sample Receiving Checklist and on Sample Receiving Non-Conformance Form. If approved by Project Chemist, add acid or base to the sample to achieve the correct pH. Add up to, but do not exceed 2x the volume initially added at container prep (see table below for initial volumes used). Add orange pH tag to sample container and record information requested. Record adjusted pH on this form. Do not adjust pH for container types 3, 6, and 15.

COC ID #	Adjusted by: ____ Date: ____				DO NOT ADJUST pH FOR THESE CONTAINER TYPES			
Container Type	5	4	13		3	6	15	
Tag Color	Lt. Blue	Blue	Brown		Green	Red	Red Stripe	
Preservative	NaOH	H_2SO_4	H_2SO_4		None	HNO_3	HNO_3	
Expected pH	>12	<2	<2		~7	<2	<2	
COC Line #1								
COC Line #2								
COC Line #3								
COC Line #4								
COC Line #5								
COC Line #6								
COC Line #7								
COC Line #8								
COC Line #9								
COC Line #10								

Comments

Container Size (mL)	Original Vol. of Preservative (mL)
Container Type 5	NaOH
500	2.5
1000	5.0
Container Type 4	H_2SO_4
125	0.5
250	1.0
500	2.0
1000	4.0
Container Type 13	H_2SO_4
500	2.5

Log In Forms.xls -- Sample_Preserve_Verification

version: 2.0

This report shall not be reproduced, except in full, without written authorization of TriMatrix Laboratories, Inc.
Individual sample results relate only to the sample tested.

5560 Corporate Exchange Court SE ♦ Grand Rapids, MI 49512 ♦ 616.975.4500 ♦ Fax 616.942.7463 ♦ www.trimatrixlabs.com

US EPA ARCHIVE DOCUMENT

Attachment 2
Data Validation Report

US EPA ARCHIVE DOCUMENT

Laboratory Data Validation

April 2012 Groundwater Monitoring Event
Former Tecumseh Products Company Site
Tecumseh, Michigan

Forty groundwater samples, two surface water samples, and three field duplicates were collected between April 2nd and 9th, 2012, in addition to five trip blanks and two equipment rinsate blanks. These samples were analyzed by Trimatrix Laboratories, located in Grand Rapids, Michigan. The samples were analyzed for volatile organic analytes by USEPA Method 8260B following protocols specified in the Quality Assurance Project Plan (QAPP) for the former Tecumseh Products Company (TPC) site in Tecumseh, Michigan. TRC performed a validation of the laboratory data. The following sections summarize the data validation procedure and the results of the validation.

Validation Procedure

The analytical data were validated using the USEPA National Functional Guidelines for Organic Data Review (USEPA, 2008). The data validation included a review of the spike, duplicate, and blank results from the laboratory, as well as verification that the sample holding times were met. TRC reviewed additional QC information to check for appropriate matrix performance using the analytical method specified by the laboratory. The procedures TRC used to evaluate data in general included the following items:

- Checked technical holding times for analyses and sample receipt temperature;
- Reviewed QC data for blanks, matrix spikes, laboratory duplicates, and laboratory control samples;
- Determined field precision from blind field duplicate data; and
- Assessed the usability of the data.

The data validation report addresses the following items:

- Usability of the data if QC results suggest potential problems with all or some of the data;
- Potential sample contamination due to blank contributions; and
- Actions regarding specific QC criteria exceedences.

TRC reviewed internal standard areas and retention times, method blanks, project-specific matrix spike and matrix spike duplicate (MS/MSD) recoveries, field and laboratory duplicate relative percent differences (RPDs), Laboratory Control Sample (LCS) recoveries, holding times, and temperature.

US EPA ARCHIVE DOCUMENT

Findings

The data quality objectives and laboratory completeness goals for the project were met, and the data are usable. The procedures specified in the methods were implemented, and the data packages were found to contain all of the deliverables necessary for validation of the analytical data. The discussion that follows describes the QA/QC results and evaluation.

- The laboratory met technical holding times for all samples. Samples were sent to the lab in four shipments. The sample temperatures met QC limits upon receipt in all shipments.
- Surrogate recoveries met QC limits.
- Internal standard areas and retention times were reviewed and found to be within acceptable QC limits.
- The laboratory performed an LCS with each analytical batch. LCS recoveries were within the laboratory control limits.
- Contaminants were not detected in the trip blanks or in the equipment rinsate blanks. Contaminants were not detected in the method blanks, with the following exceptions:
    - 2-Methylnaphthalene was detected in batches 1204387 and 1204663 at 9.6 µg/L and 8.8 µg/L, respectively. 2-Methylnaphthalene was not detected in any sample from either batch; therefore, no flags were assigned.
    - Iodomethane was detected in batch 1204787 at 4.3 µg/L. Iodomethane was not detected in any sample from that batch; therefore, no flags were assigned.
- Three field duplicate samples were collected. DUP-01 corresponded with sample MW-14d, DUP-02 corresponded with sample MW-19s, and DUP-03 corresponded with sample MW-21. No constituents were detected in DUP-01/MW-14d; therefore RPDs were not calculated from that data set. Calculated RPDs for the remaining samples were within QC limits. There were no laboratory duplicates.
- MS/MSD analyses were performed at a frequency of at least one per twenty samples in three batches. MS/MSD analyses were performed on samples MW-27s, MW-31, and MW-20s. Recoveries and RPDs were within QC limits for each MS/MSD.

Prepared by: Jennifer Meek
Reviewed by: Terry Hertz

US EPA ARCHIVE DOCUMENT