

US EPA ARCHIVE DOCUMENT



North Tank Farm Area

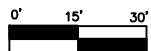
Former Steamer Overhead Tank Area

Former Benzene Pipeline Area

Big Mo SVE Pilot Test Area

80'

60'



Near Little Mo Area

Former Benzene and Chlorobenzene Storage Area

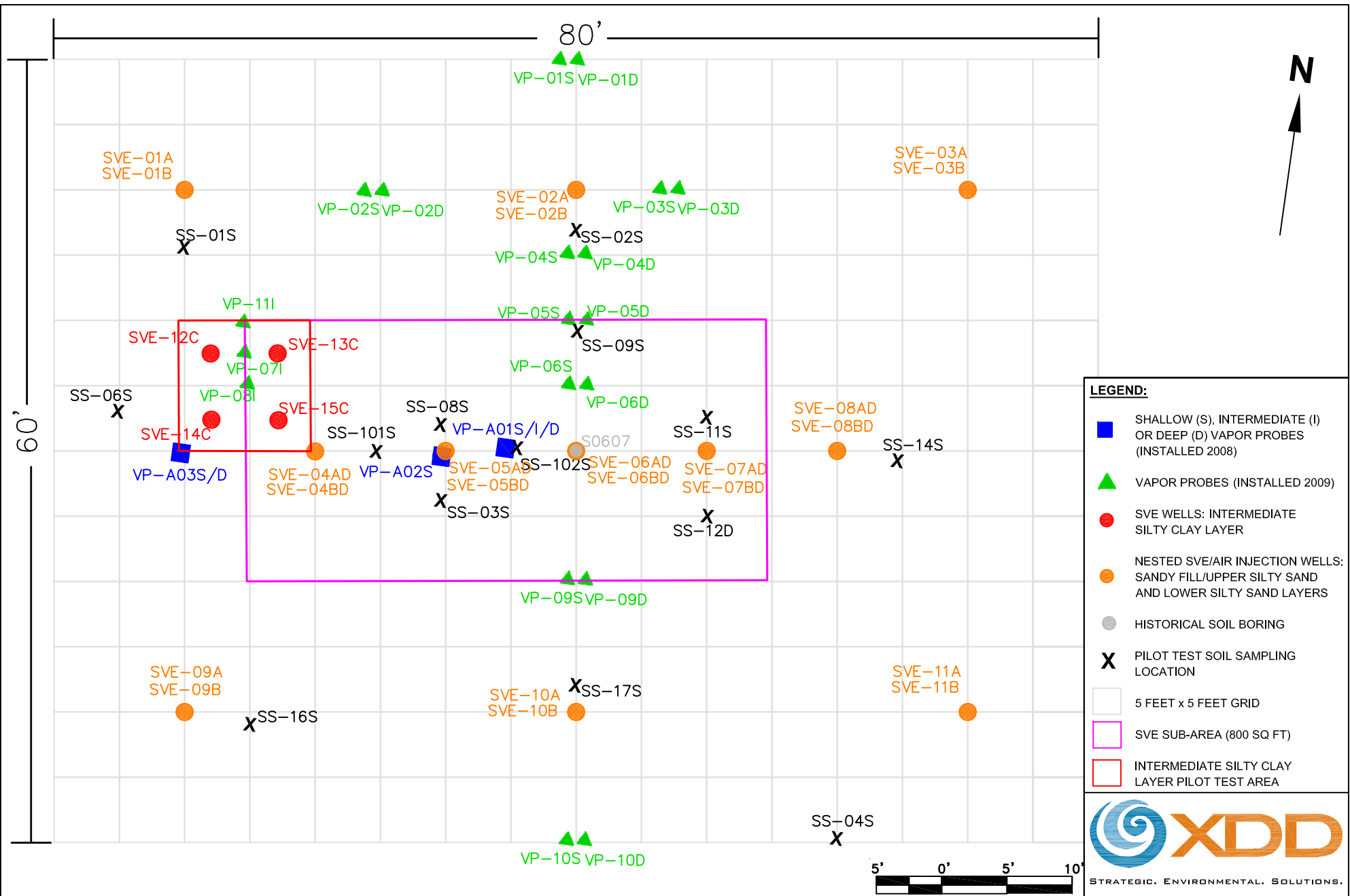


SCALE: As Shown
DATE: October 14, 2010
PROJECT NO.: 08013
CLIENT: Solutia - Sauget
DRAWN BY: JTH
CHECKED BY: ELS
PROJ. MGMT. APPROVAL: SC



TITLE:
**W.G. KRUMMRICH FACILITY
SVE TREATMENT AREAS**

DRAWING NO.: FIGURE ES-1	REV: 2
------------------------------------	------------------



LEGEND:

- SHALLOW (S), INTERMEDIATE (I) OR DEEP (D) VAPOR PROBES (INSTALLED 2008)
- ▲ VAPOR PROBES (INSTALLED 2009)
- SVE WELLS: INTERMEDIATE SILTY CLAY LAYER
- NESTED SVE/AIR INJECTION WELLS: SANDY FILL/UPPER SILTY SAND AND LOWER SILTY SAND LAYERS
- HISTORICAL SOIL BORING
- X** PILOT TEST SOIL SAMPLING LOCATION
- 5 FEET x 5 FEET GRID
- SVE SUB-AREA (800 SQ FT)
- INTERMEDIATE SILTY CLAY LAYER PILOT TEST AREA

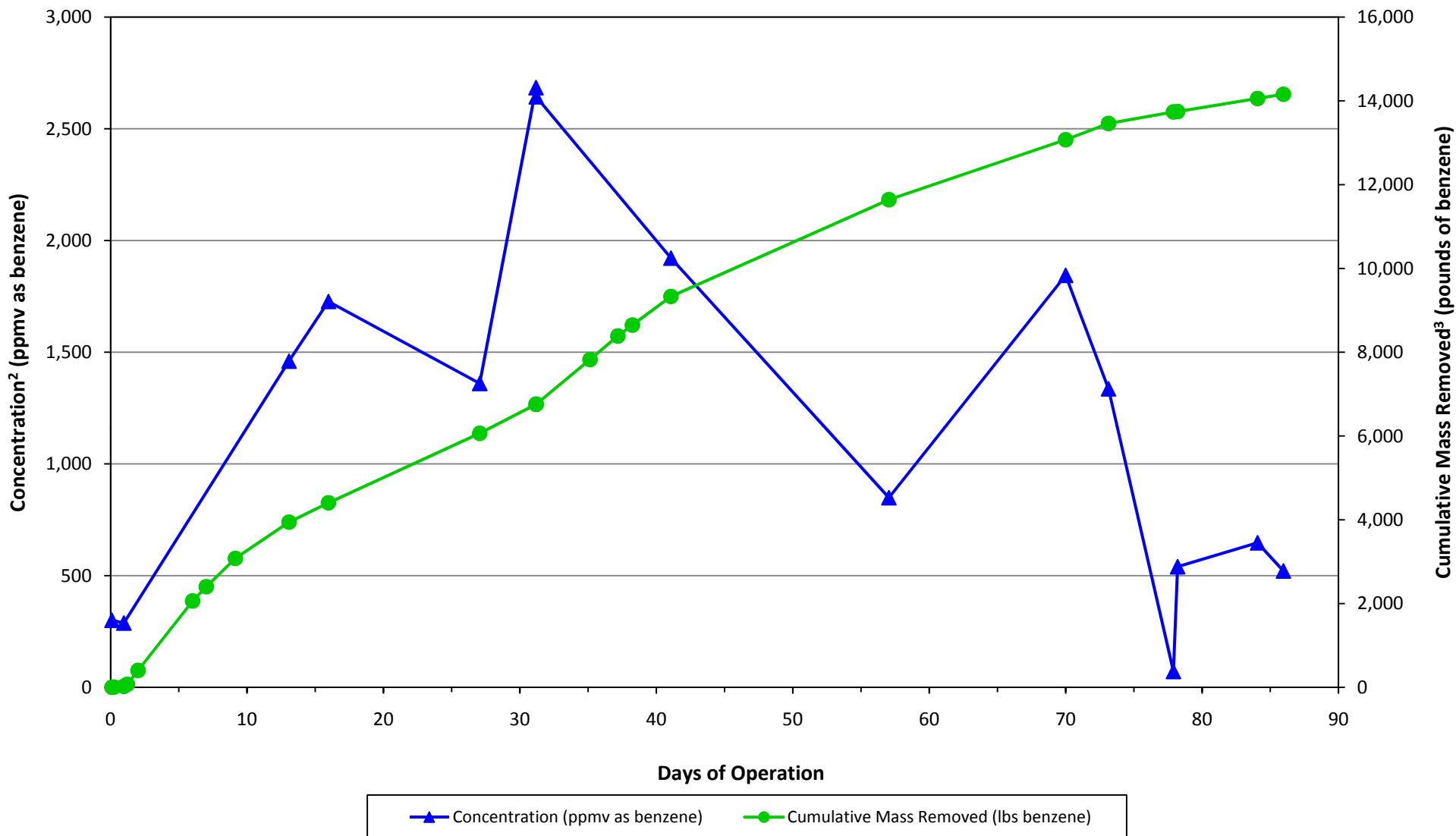


NOTE:
 1. A SHALLOW SOIL SAMPLE WAS NOT COLLECTED FROM PILOT TEST SOIL SAMPLING LOCATION SS-12D. LOCATION IS SHOWN FOR THE PURPOSES OF THE GEOLOGICAL CROSS SECTION (FIGURE 3).

SCALE: As Shown
DATE: October 27, 2010
PROJECT No.: 08013
CLIENT: Solutia - Saugat
DRAWN BY: JTH
CHECKED BY: ELS
PROJ. MGMT. APPROVAL: SC

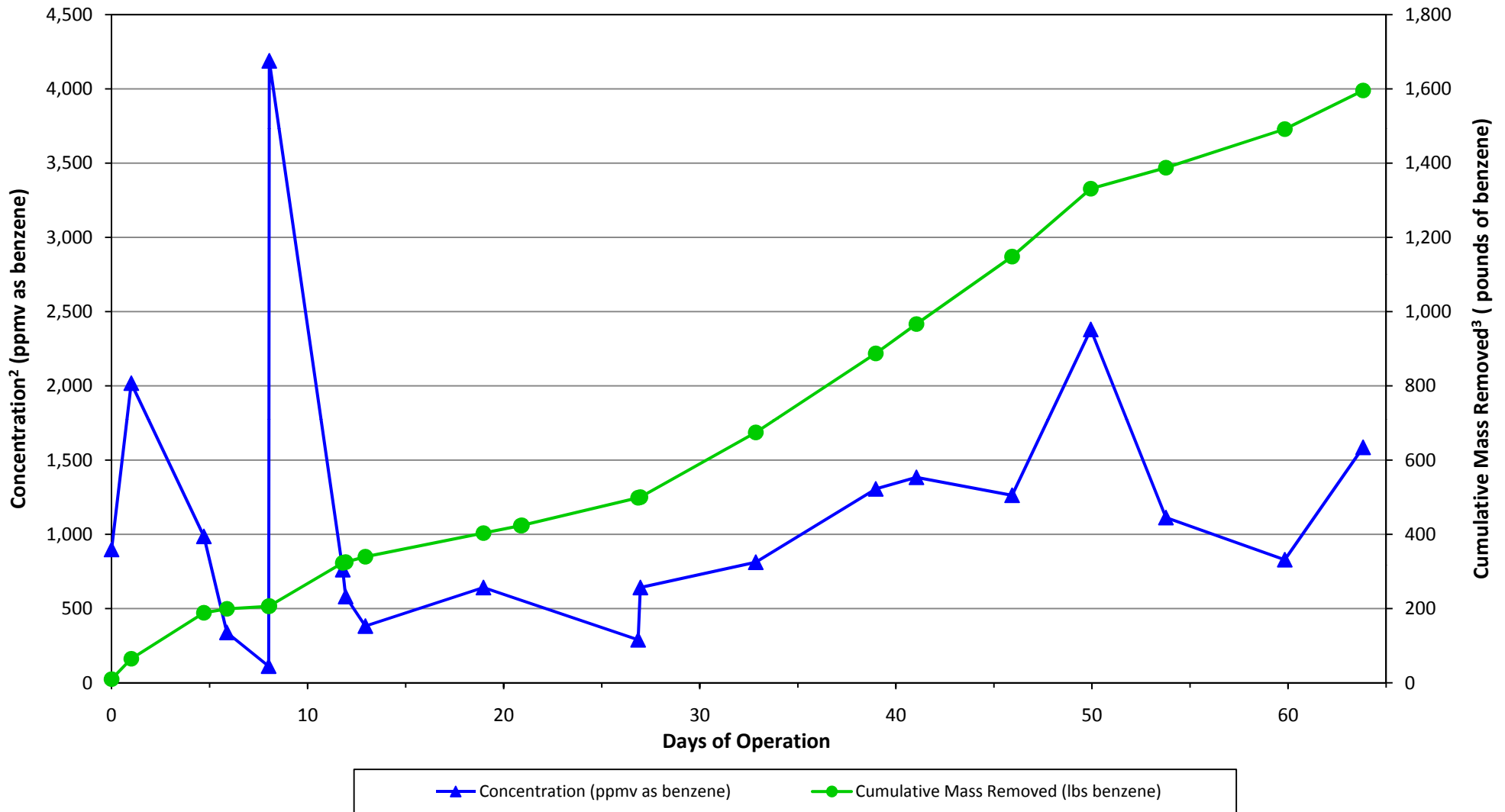
TITLE: BIG MO PILOT AREA SITE PLAN	
DRAWING NO.: FIGURE ES-2	REV: 3

Figure ES-3A
Pilot Area Benzene Concentration and Cumulative Mass Removed¹
 SVE Pilot Test Report
 W.G Krummrich Facility, Sauget, Illinois



- Notes:
1. The Soil Vapor Extraction (SVE) Pilot Test was operated from February 16, 2010 to May 13, 2010. This chart represents the cumulative mass removed and the change in benzene concentration.
 2. Soil vapor samples were collected from the combined total system and screened in the field for total volatile organic compounds using a photoionization detector. Results were reported as parts per million by volume (ppmv) as benzene.
 3. The cumulative mass removed calculation is based the combined total system vapor concentration.

Figure ES-3B
Sub Area Benzene Concentration and Cumulative Mass Removed¹
 SVE Pilot Test Report
 W.G. Krummrich Facility, Sauget Illinois



Notes:

1. The Soil Vapor Extraction (SVE) Pilot Test was reconfigured on May 13, 2010 to focus treatment on a less impacted area and operated through July 16, 2010. This chart represents the cumulative mass removed and the change in benzene concentration since the reconfiguration.
2. Soil vapor samples were collected from Line A and screened in the field for total volatile organic compounds using a photoionization detector. Results were reported as parts per million by volume (ppmv) as benzene.
3. The cumulative mass removed calculation is based on either Line A (well field only) or combined total system vapor concentration.