US EPA ARCHIVE DOCUMENT

SOLUTIA

Solutions for a better life.

Solutia Inc.
575 Maryville Centre Drive
St. Louis, Missouri 63141

P.O. Box 66760
St. Louis, Missouri 63166-6760
Tel 314-674-1000

October 1, 2008

Mr. Kenneth Bardo - LU-9J
U.S. EPA Region V
Corrective Action Section
77 West Jackson Boulevard
Chicago, IL 60604-3507

Re: PCB Mobility and Migration Investigation
2nd Quarter 2008 Data Report
Solutia Inc., W. G. Krummrich Plant, Sauget, IL

Dear Mr. Bardo:

Enclosed please find the PCB Mobility and Migration Investigation 2nd Quarter 2008 Data Report for Solutia Inc.'s W. G. Krummrich Plant, Sauget, IL. This is the last such report; starting with the 3rd quarter 2008, Solutia will implement the PCB Groundwater Quality Assessment Program.

If you have any questions or comments regarding this report, please contact me at (314) 674-3312 or gmrina@solutia.com

Sincerely,

Gerald M. Rinaldi
Manager, Remediation Services

Enclosure

cc: Distribution List

US EPA ARCHIVE DOCUMENT

2ND QUARTER 2008
DATA REPORT

PCB MOBILITY AND MIGRATION INVESTIGATION

SOLUTIA INC.
W.G. KRUMMRICH FACILITY
SAUGET, ILLINOIS

Prepared for
Solutia Inc.
575 Maryville Centre Dr
St. Louis, Missouri 63141

September 2008

URS Corporation
1001 Highland Plaza Drive West, Suite 300
St. Louis, MO 63110
(314) 429-0100
Project # 21561996.00002

1.0 INTRODUCTION 1
2.0 FIELD PROCEDURES 1
3.0 LABORATORY PROCEDURES 3
4.0 QUALITY ASSURANCE 3
5.0 OBSERVATIONS 4
6.0 REFERENCES 6

List of Figures

Figure 1 Site Location Map
Figure 2 Former PCB Manufacturing Area Monitoring Well Locations
Figure 3 Potentiometric Surface Map – Shallow Hydrogeologic Unit
Figure 4 Potentiometric Surface Map – Middle Hydrogeologic Unit
Figure 5 Total PCBs, Total Chlorobenzenes, and Benzene Results – SHU Wells
Figure 6 Total PCBs, Total Chlorobenzenes, and Benzene Results – MHU Wells

List of Tables

Table 1 Monitoring Well Gauging Information
Table 2 Groundwater Analytical Detections

List of Appendices

Appendix A Groundwater Purging and Sampling Forms
Appendix B Chains-of-Custody
Appendix C Quality Assurance Report
Appendix D Groundwater Analytical Results (and Data Review Sheets)

US EPA ARCHIVE DOCUMENT

US EPA ARCHIVE DOCUMENT

1.0 INTRODUCTION

Solutia Inc. (Solutia) is conducting groundwater monitoring activities as outlined in the PCB Mobility and Migration Investigation Work Plan (Solutia, 2005). This report presents the results of the 2nd Quarter 2008 (2Q08) sampling event as part of the Phase III Site Investigation. This is the ninth sampling event for the well network. The 2Q08 sampling event will be the last event conducted under the PCB Mobility and Migration Investigation Work Plan, starting with 3Q08 Solutia will start implementing the PCB Groundwater Quality Assessment Program (Solutia, 2008E). The site location map is presented in **Figure 1**.

The monitoring well network consists of eight monitoring wells as follows (**Figure 2**):

- Two wells are located in the source area, PMAMW04S and PSMW02, and are screened in the Shallow Hydrogeologic Unit (SHU) and Middle Hydrogeologic Unit (MHU), respectively.

- Three well clusters are located downgradient of the source area and outside of the 25 mg/kg total PCB isoconcentration line in soil, PMAMW01S/M, PMAMW02S/M and PMAMW03S/M. These clusters include wells screened in the SHU (designated with an "S") and MHU (designated with an "M").

Eight groundwater samples were obtained from the eight monitoring wells during the 2Q08 sampling event. The sample from well PSMW02 was collected as part of the Plume Stability Monitoring Program sampling event and the results are also included in this report. Laboratory data sheets and relevant field sampling information for this well are included in the 2Q08 Plume Stability Monitoring Program Data Report.

The field sampling activities were conducted in accordance with the procedures outlined in the PCB Mobility and Migration Investigation Work Plan including the collection of appropriate quality assurance and quality control (QA/QC) samples. The following section summarizes the field investigative procedures.

2.0 FIELD PROCEDURES

URS Corporation (URS) conducted the 2Q08 field activities on June 10th (groundwater level measurements) and June 19th through 20th, 2008 (groundwater sampling).

Groundwater Level Measurements- Static groundwater levels were measured and the presence of non-aqueous phase liquids was evaluated on June 10th, 2008 using an oil/water interface probe at the well locations. Well gauging information for the 2Q08 event is presented in **Table 1**. Groundwater potentiometric surface maps of the SHU and MHU are presented in **Figures 3** and **4,** respectively.

Groundwater Quality Sampling - Low-flow sampling techniques were used for groundwater sample collection. At each monitoring well, a submersible pump attached to polyethylene tubing was slowly lowered down the well and secured so that the pump intake was set near the middle or slightly above the middle of the screened interval. The outlet of the polyethylene tubing was connected to a flow-through cell which discharged into a 5-gallon plastic bucket. Pump flow rates were started at approximately 200

ml/min during purging. Water level measurements were initially recorded approximately every two minutes to assess whether significant drawdown was occurring. If significant drawdown occurred, the flow rates were scaled back. Drawdown was monitored to ensure that it did not exceed 25% of the distance between the pump intake and the top of the screen (approximately 0.62 ft). Once the flow rate and drawdown were stable, field measurements were collected approximately every three to five minutes. Field measurements are presented on the groundwater purging and sampling forms, in **Appendix A.** Groundwater was considered stable when the following criteria were met over a minimum of three successive flow-through cell volumes:

- pH - ± 0.2 units
- Specific Conductance - ± 3%
- Dissolved Oxygen (DO) - ± 10% or ± 2 mg/L whichever is greater
- Oxidation-Reduction Potential (ORP)- ± 20 mV

Once stabilization was achieved, samples were typically collected at a flow rate no higher than that at which stabilization was achieved and consistent with the work plan in the following order:

- Volatile Organic Compounds (VOCs)
- Semivolatile Organic Compounds (SVOCs)
- Polychlorinated biphenyls (PCBs), filtered and unfiltered (field filtered using a 0.45 micron filter)

Quality Assurance/Quality Control (QA/QC) samples consisting of analytical duplicates (AD) and equipment blanks (EB) were collected at a rate of 10% and matrix spike/matrix spike duplicates (MS/MSD) were collected at a rate of 5%, complying with the work plan. In addition, trip blanks (TB) accompanied each shipment containing samples for VOC analysis. All samples were submitted to TestAmerica facility in Savannah, Georgia for analysis.

The sample identification system for groundwater samples included the following nomenclature "PMAMW02S-0608" which denotes PCB Manufacturing Area monitoring well number 2S sampled in June 2008. QA/QC samples are identified by the suffix AD, EB or MS/MSD.

Field personnel recorded the project identification and number, sample description/location, required analysis, date and time of sample collection, type and matrix of sample, number of sample containers, analysis requested/comments, and sampler signature/date/time, with permanent ink on the chain-of-custody (COC). COC forms are included in **Appendix B**.

Samples were placed on ice inside a cooler immediately following sampling. Sample containers were packed in such a way as to help prevent breakage. Samples were shipped in coolers, each containing ice to maintain inside temperature at approximately 4°C. Sample coolers were sealed between the lid and sides of the cooler with a custody seal prior to shipment. The samples were shipped to the TestAmerica facility in Savannah, Georgia by means of FedEx® Priority Overnight delivery service.

US EPA ARCHIVE DOCUMENT

US EPA ARCHIVE DOCUMENT

3.0 LABORATORY PROCEDURES

Samples were analyzed by TestAmerica for the 40 CFR 264 Appendix IX VOCs, SVOCs and PCBs using the following methodologies:

- VOCs, via Method 8260B
- SVOCs, via Method 8270C
- PCBs, via Method 680

Dichlorobenzenes were quantitated using Method 8260B because of potential volatilization losses associated with Method 8270C. Laboratory results were provided in electronic and hard copy formats.

4.0 QUALITY ASSURANCE

Analytical data were reviewed for quality and completeness as described in the PCB Mobility and Migration Investigation Work Plan. Data qualifiers were added, as appropriate, and are included on the data tables and the laboratory result pages. The Quality Assurance report is included as **Appendix C**. Laboratory result pages (i.e. Form 1's) along with data validation review sheets are included in **Appendix D**.

A total of 11 samples (seven investigative groundwater samples, one field duplicate, one MS/MSD pair, one equipment blank) were prepared and analyzed by Test America for combinations of VOCs, SVOCs and PCBs. In addition, two trip blanks were included in the coolers that contained samples for VOC analysis and were analyzed for VOCs by USEPA SW-846 Method 8260B. The results for the various analyses were submitted as sample delivery groups (SDGs) KPM019 and KPM020. The samples contained in each SDG are listed below.

KPM019	KPM020
PMAMW01S-0608	PMAMW03S-0608
PMAMW01M-0608	PMAMW03M-0608
PMAMW02S-0608	PMAMW04S-0608
PMAMW02S-0608-EB	
PMAMW02M-0608	
PMAMW02M-0608-AD	

Evaluation of the analytical data followed procedures outlined in the USEPA Contract Laboratory Program National Functional Guidelines for Organic Data Review (USEPA 1999) and the PCB Mobility and Migration Investigation Work Plan, (URS 2005). Based on the above mentioned criteria, results reported for the analyses performed were accepted for their intended use. Acceptable levels of accuracy and precision, based on MS/MSD, LCS, surrogate and field duplicate data were achieved for these SDGs to meet the project objectives. Completeness, which is defined to be the percentage of analytical results which are judged to be valid, including estimated (J/UJ) data was 100 percent.

5.0 OBSERVATIONS

This section presents a brief summary of the groundwater analytical results from the 2Q08 sampling event. The following constituents were detected in groundwater samples for the 2Q08 event:

VOCs	SVOCs	PCBs
1,2-dichlorobenzene	pentachlorobenzene	dichlorobiphenyl
1,3-dichlorobenzene	p-chloroaniline	heptachlorobiphenyl
1,4-dichlorobenzene	phenol	hexachlorobiphenyl
benzene	1,2,4-trichlorobenzene	monochlorobiphenyl
chlorobenzene	2-chlorophenol	octachlorobiphenyl
ethylbenzene	2,4-dimethylphenol	pentachlorobiphenyl
toluene	aniline	tetrachlorobiphenyl
total xylenes	naphthalene	trichlorobiphenyl
Metals	2-toluidine	nonachlorobiphenyl
barium		

The results are presented on **Table 2**.

Chlorobenzene was detected in each of the eight monitoring wells while benzene was detected in 5 wells and PCBs were detected in 6 wells. Consequently, benzene, chlorobenzene and total PCBs were the constituents chosen to evaluate groundwater migration from the Former PCB Manufacturing Area in the SHU and MHU.

Shallow Hydrogeologic Unit –Total PCBs were detected at a concentration of 109.15 ug/L in the groundwater sample collected from source area monitoring well PMAMW04S. PMAMW04S has contained measurable DNAPL in seven of the nine sampling events; DNAPL was absent in 1Q07 and 2Q08. Chlorobenzene was detected at a concentration of 690 ug/L, and benzene was detected in the groundwater at a 33 ug/L.

PCBs were detected in one of three downgradient PCB Mobility and Migration SHU monitoring wells (PMAMW3S) at a concentration of 0.64 ug/L (filtered ND) while no PCBs were detected at the remaining two downgradient monitoring wells sampled (PMAMW01S and PMAMW02S). These data indicate that PCBs in the SHU attenuated over the 300 to 400 ft distance between PMAMW04S and the three downgradient monitoring wells.

Chlorobenzene was detected in each of the three downgradient SHU monitoring wells at concentrations of 85 ug/L, 1.2 ug/L and 1.5 ug/L respectively in downgradient monitoring wells PMAMW01S, 02S and 03S.

Benzene was not detected at any of the downgradient monitoring wells.

US EPA ARCHIVE DOCUMENT

Middle Hydrogeologic Unit – Total PCBs were detected at a concentration of 0.44 ug/L (filtered ND) in Plume Stability Monitoring Well PSMW02, which is located adjacent to PMAMW04S in the Former PCB Manufacturing Area. Total PCBs were detected in the each of the three downgradient monitoring wells at concentrations of 0.18 ug/L (filtered ND) (PMAMW01M), 3.0 ug/L (filtered 0.11 ug/L) (PMAMW02M) and 0.92 ug/L (filtered ND) (PMAMW03M). Total PCBs were detected in the duplicate sample for PMAMW02M at a concentration of 2.7 ug/L (filtered ND). These data indicate that PCB migration was attenuated as recharge from the SHU reached the MHU, and migrated to the three downgradient monitoring wells.

Benzene and chlorobenzene were detected at concentrations of 1,900 ug/L and 850 ug/L, respectively, in source area monitoring well PSMW02. Benzene was detected at concentrations of 560 ug/L, 5,500/4,900 ug/L (duplicate) and 3,900 ug/L, in downgradient monitoring wells PMAMW01M, 02M and 03M, respectively, while chlorobenzene was detected at concentrations of 1,300 ug/L, 10,000/10,000 ug/L (duplicate), and 1,600 ug/L.

Figures 5 and **6** display the results for PCBs (unfiltered and filtered), total chlorobenzenes, and benzene for the 3Q07, 4Q07, 1Q08, and 2Q08 sampling events for the SHU and MHU, respectively. Data from the 2Q08 sampling event are generally consistent with the results from previous sampling events (Solutia, 2006B; Solutia, 2007A; Solutia, 2007B; Solutia, 2007C; Solutia, 2007D; Solutia, 2008A; Solutia, 2008B; Solutia, 2008C; Solutia, 2008D) except for the anomalous 4Q07 detection of 48 ug/L of PCBs in PMAMW1M. The PCB concentrations from this quarter from well PMAMW1M are more in-line with the former six quarters ranging from ND to 0.29 ug/L.

The 2Q08 sampling event will be the last event conducted under the PCB Mobility and Migration Investigation Work Plan. Starting with 3Q08, Solutia will implement the PCB Groundwater Quality Assessment Program (Solutia, 2008E).

US EPA ARCHIVE DOCUMENT

6.0 REFERENCES

Solutia Inc, 2005. PCB Mobility and Migration Investigation Plan, W.G. Krummrich Facility, Sauget, IL, Prepared by URS Corporation, October 2005.

Solutia Inc, 2006A. "PCB Well Info." E-mail to USEPA. 26 July 2006.

Solutia Inc, 2006B. PCB Mobility and Migration Investigation 2nd Quarter 2006 Data Report, W.G. Krummrich Facility, Sauget, IL, Prepared by URS Corporation, October 2006.

Solutia Inc, 2007A. PCB Mobility and Migration Investigation 3rd Quarter 2006 Data Report, W.G. Krummrich Facility, Sauget, IL, Prepared by URS Corporation, January 2007.

Solutia Inc, 2007B. PCB Mobility and Migration Investigation 4th Quarter 2006 Data Report, W.G. Krummrich Facility, Sauget, IL, Prepared by URS Corporation, May 2007.

Solutia Inc, 2007C. PCB Mobility and Migration Investigation 1st Quarter 2007 Data Report, W.G. Krummrich Facility, Sauget, IL, Prepared by URS Corporation, July 2007.

Solutia Inc, 2007D. PCB Mobility and Migration Investigation 2nd Quarter 2007 Data Report, W.G. Krummrich Facility, Sauget, IL, Prepared by URS Corporation, November 2007.

Solutia Inc, 2008A. PCB Mobility and Migration Investigation 3rd Quarter 2007 Data Report, W.G. Krummrich Facility, Sauget, IL, Prepared by URS Corporation, January 2008.

Solutia Inc, 2008B. PCB Mobility and Migration Investigation 4th Quarter 2007 Data Report, W.G. Krummrich Facility, Sauget, IL, Prepared by URS Corporation, April 2008.

Solutia Inc, 2008C. PCB Mobility and Migration Investigation 1st Quarter 2008 Data Report, W.G. Krummrich Facility, Sauget, IL, Prepared by URS Corporation, July 2008.

Solutia Inc, 2008D. Plume Stability Monitoring Program 2nd Quarter 2008 Data Report, W.G. Krummrich Facility, Sauget, IL, Prepared by URS Corporation, September 2008.

Solutia Inc, 2008E. PCB Groundwater Quality Assessment Program, W.G. Krummrich Facility, Sauget, IL, Prepared by URS Corporation, May 2008.

U.S. Environmental Protection Agency (USEPA), 1999. Contract Laboratory Program National Functional Guidelines for Organic Data Review.

US EPA ARCHIVE DOCUMENT

Figures

US EPA ARCHIVE DOCUMENT

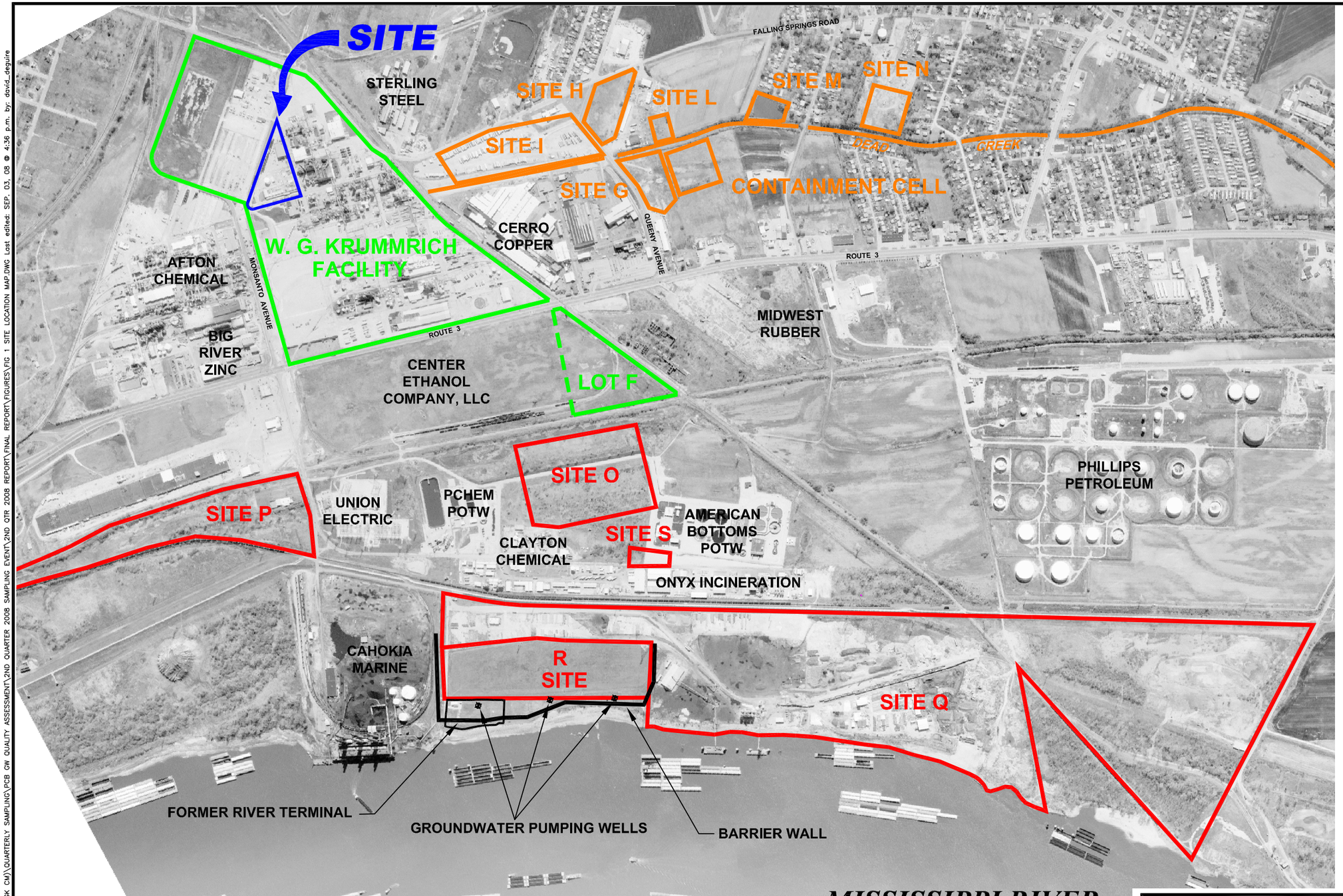

LEGEND

- W.G. KRUMMRICH FACILITY
- SAUGET AREA #1
- SAUGET AREA #2

Ø 1ØØØ

SCALE FEET

PCB MOBILITY AND MIGRATION INVESTIGATION 2ND QUARTER 2ØØ8 DATA REPORT W.G. KRUMMRICH FACILITY SAUGET, ILLINOIS	PROJECT NO. 21561996.ØØØØ2
URS	
DRN. BY:djd 9/2/Ø8 DSGN. BY:wh CHKD. BY:wh	Site Location Map — FIG. NO. 1

File: P:\ENVIRONMENTAL\21561996 (WGK CM)\QUARTERLY SAMPLING\PCB GW QUALITY ASSESSMENT\2ND QUARTER 2008 SAMPLING EVENT\2ND QTR 2008 REPORT\FINAL REPORT\FIGURES\FIG 1 SITE LOCATION MAP.DWG Last edited: SEP. 03, 08 @ 4:36 p.m. by: david_deguire

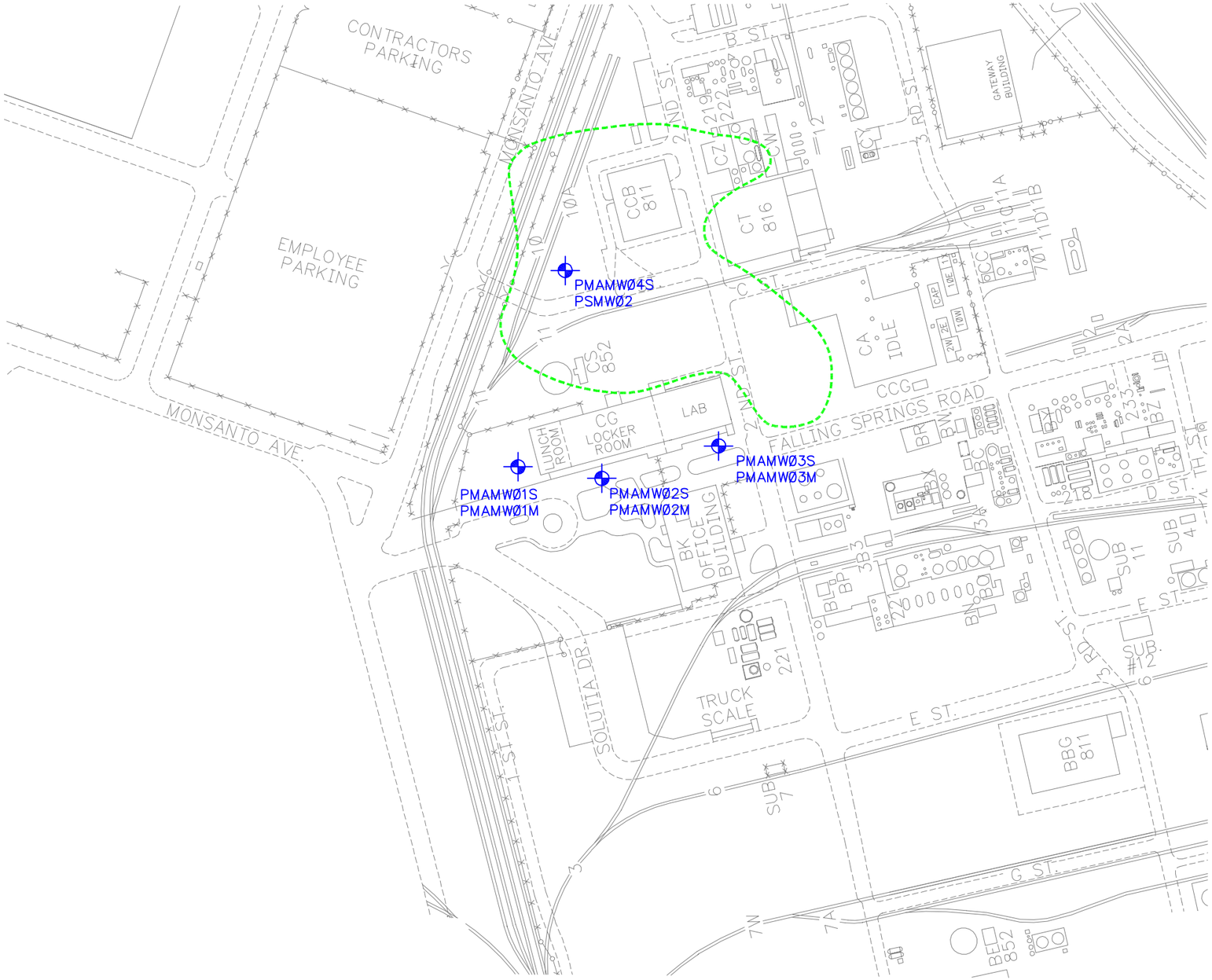

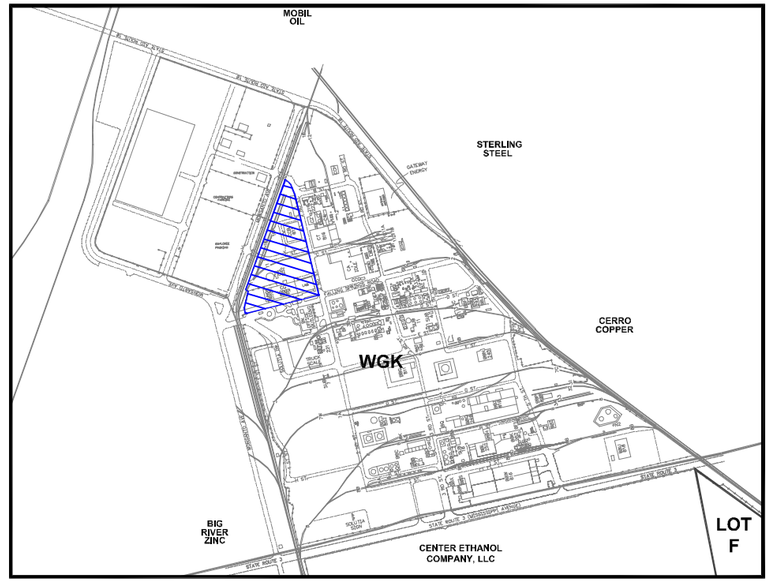

KEYMAP

1" = 1000'

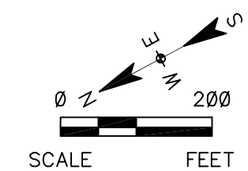

LEGEND

MONITORING WELL LOCATION

APPROXIMATE 25 mg/kg TOTAL PCB CONTOUR LINE (SOIL)

PCB MOBILITY AND MIGRATION INVESTIGATION 2ND QUARTER 2008 DATA REPORT W.G. KRUMMRICH FACILITY SAUGET, ILLINOIS	PROJECT NO. 21561996.00002

URS

DRN. BY: djd 9/2/08 DSGN. BY: wh CHKD. BY: wh	Former PCB Manufacturing Area Monitoring Well Locations	FIG. NO. 2

File: P:\ENVIRONMENTAL\21561996 (WGK CM)\QUARTERLY SAMPLING\PCB GW QUALITY ASSESSMENT\2ND QUARTER 2008 SAMPLING EVENT\2ND QTR 2008 REPORT\FINAL REPORT\FIGURES\FIG-2 PCB MOBILITY AND MIGRATION WELL LOCATIONS.DWG Last edited: SEP. 03, 08 @ 08:17 a.m. by: david_deguire

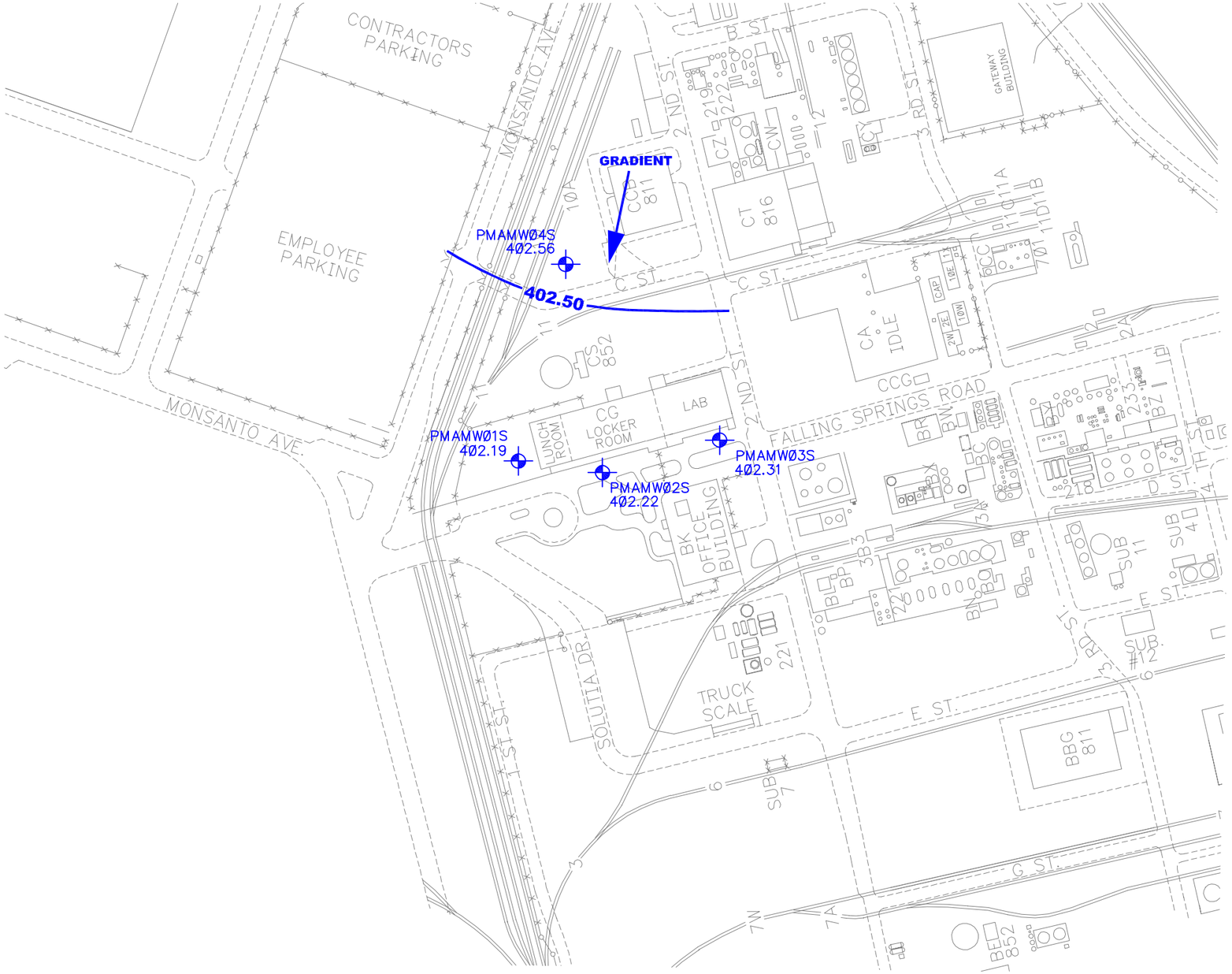

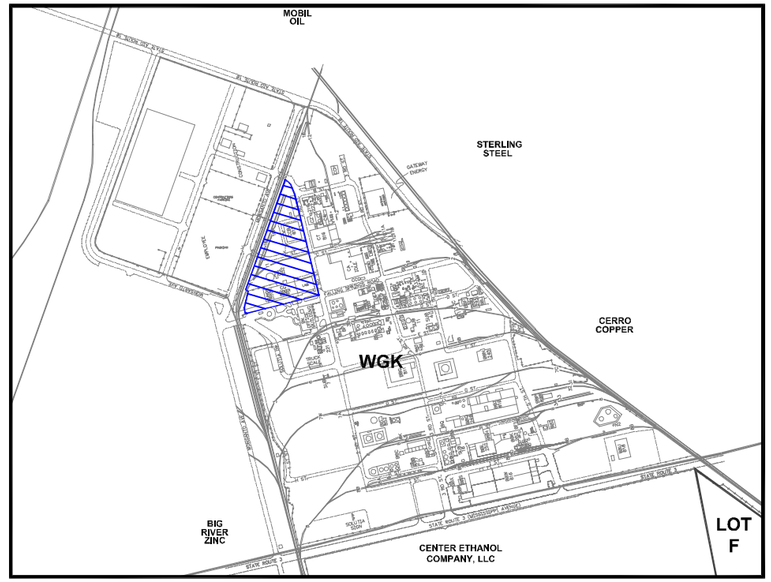

KEYMAP

1" = 1ØØØ'

LEGEND

MONITORING WELL LOCATION

−402.50 — GROUNDWATER ELEVATION CONTOUR (FT NAVD)

NOTE:
GROUNDWATER LEVEL MEASUREMENTS WERE RECORDED ON JUNE 1Ø, 2ØØ8.

N S E W

Ø 2ØØ

SCALE FEET

PCB MOBILITY AND MIGRATION INVESTIGATION 2ND QUARTER 2ØØ8 DATA REPORT W.G. KRUMMRICH FACILITY SAUGET, ILLINOIS		PROJECT NO. 21561996.ØØØØ2
URS		
DRN. BY: djd 9/2/Ø8 DSGN. BY: wh CHKD. BY: wh	Potentiometric Surface Map– Shallow Hydrogeologic Unit	FIG. NO. 3

File: P:\ENVIRONMENTAL\21561996 (WGK CM)\QUARTERLY SAMPLING\PCB GW QUALITY ASSESSMENT\2ND QUARTER 2008 SAMPLING EVENT\2ND QTR 2008 REPORT\FINAL REPORT\FIGURES\FIG-3 (SHALLOW).DWG Last edited: SEP. 03, 08 @ 08:33 a.m. by: david.dequire

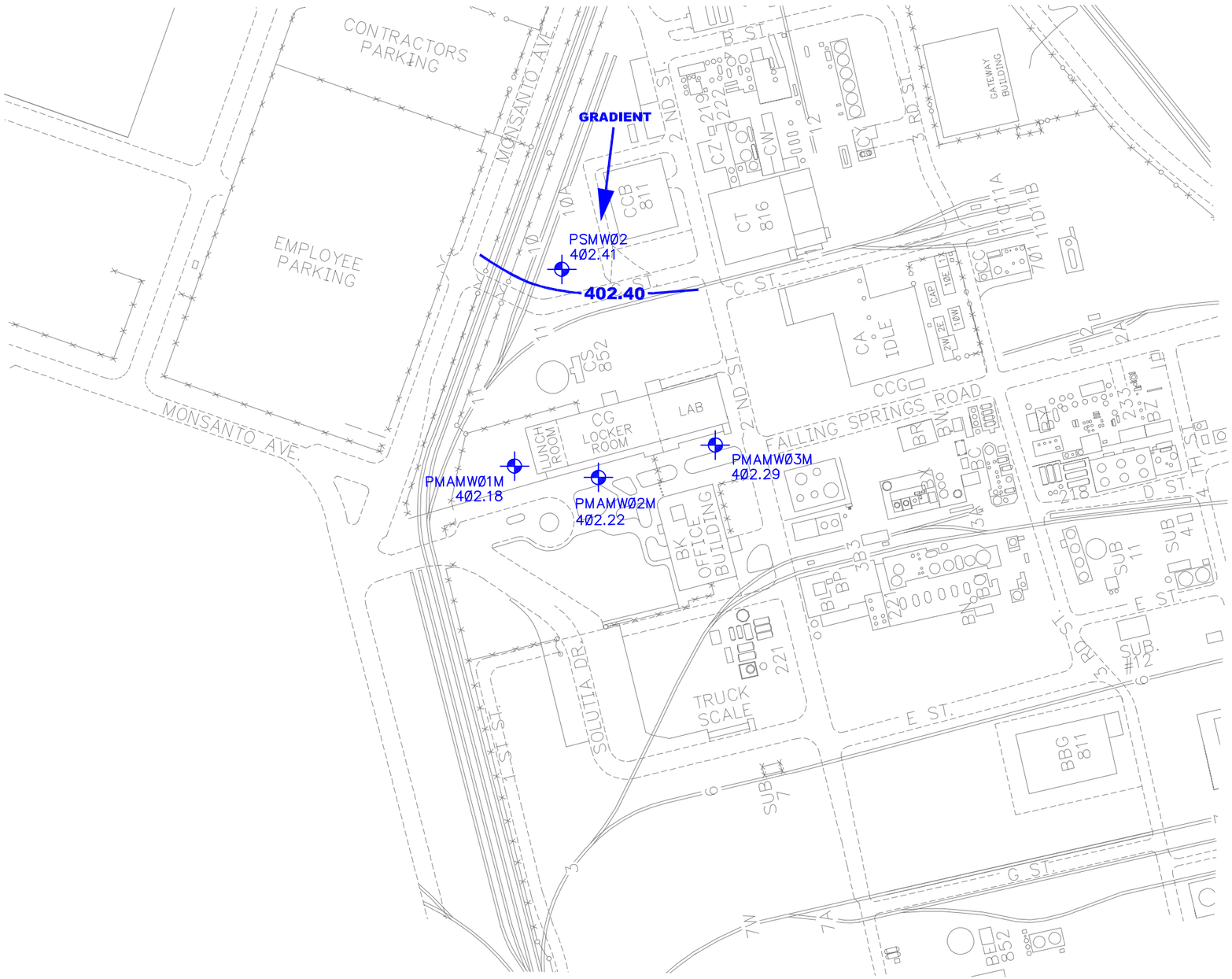

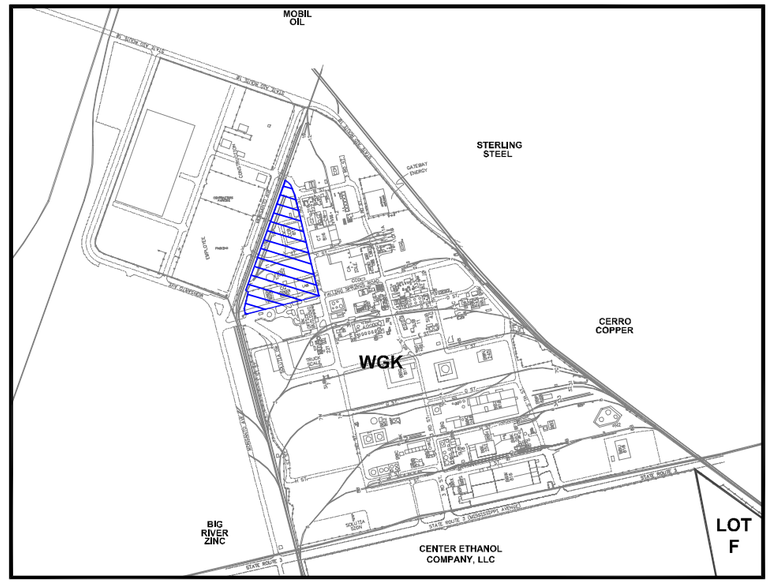

KEYMAP
1" = 1ØØØ'

LEGEND

MONITORING WELL LOCATION

−402.40− GROUNDWATER ELEVATION CONTOUR (FT NAVD)

NOTE:
GROUNDWATER LEVEL MEASUREMENTS WERE RECORED ON JUNE 1Ø, 2ØØ8.

Ø 2ØØ
SCALE FEET

PCB MOBILITY AND MIGRATION INVESTIGATION 2ND QUARTER 2ØØ8 DATA REPORT W.G. KRUMMRICH FACILITY SAUGET, ILLINOIS		PROJECT NO. 21561996.ØØØØ2
URS		
DRN. BY: djd 9/2/Ø8 DSGN. BY: wh CHKD. BY: wh	Potentiometric Surface Map– Middle Hydrogeologic Unit	FIG. NO. 4

File: P:\ENVIRONMENTAL\21561996 (WGK CM)\QUARTERLY SAMPLING\PCB GW QUALITY ASSESSMENT\2ND QUARTER 2008 SAMPLING EVENT\2ND QTR 2008 REPORT\FINAL REPORT\FIGURES\FIG-4 (MIDDLE).DWG Last edited: SEP. 03, 08 @ 08:42 a.m. by: david.desjure

Well Information	Chemical	3Q07 Result	4Q07 Result	1Q08 Result	2Q08 Result
PMAMW04S	PCBs (unfiltered)	1,768.3	NS	438.5	109.15D
	PCBs (filtered) - 0.45 micron	6.11	NS	164HJ	ND
	Total Chlorobenzenes	15,740	NS	7,330D	7,710D
	Benzene	18	NS	40	33

Well Information	Chemical	3Q07 Result	4Q07 Result	1Q08 Result	2Q08 Result
PMAMW01S	PCBs (unfiltered)	ND	ND	ND	ND
	PCBs (filtered) - 0.45 micron	ND	ND	ND	ND
	Total Chlorobenzenes	205.8	15	518	146.8
	Benzene	12	140	6.9	ND

Well Information	Chemical	3Q07 Result	4Q07 Result	1Q08 Result	2Q08 Result
PMAMW03S	PCBs (unfiltered)	0.22 / 0.3	0.21	0.25	0.64
	PCBs (filtered) - 0.45 micron	0.17 / 0.24	0.22	0.31	ND
	Total Chlorobenzenes	9.0 / 8.9	17.2	ND	5.7
	Benzene	8.2 / 8.1	45	ND	ND

Well Information	Chemical	3Q07 Result	4Q07 Result	1Q08 Result	2Q08 Result
PMAMW02S	PCBs (unfiltered)	ND	ND	0.28	ND
	PCBs (filtered) - 0.45 micron	ND	ND	ND	ND
	Total Chlorobenzenes	9.5	29	1,026D	3.9
	Benzene	7	110	81	ND

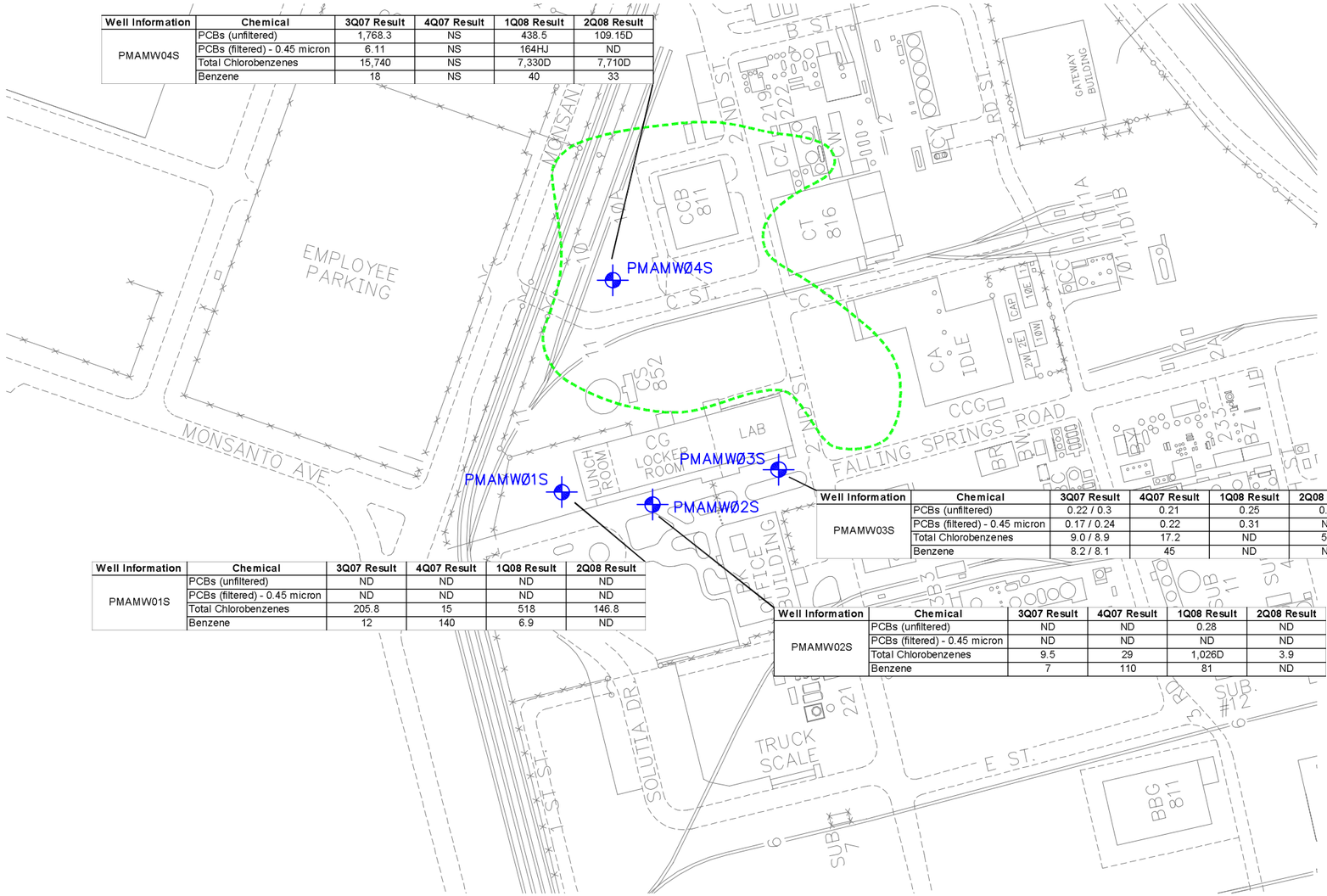

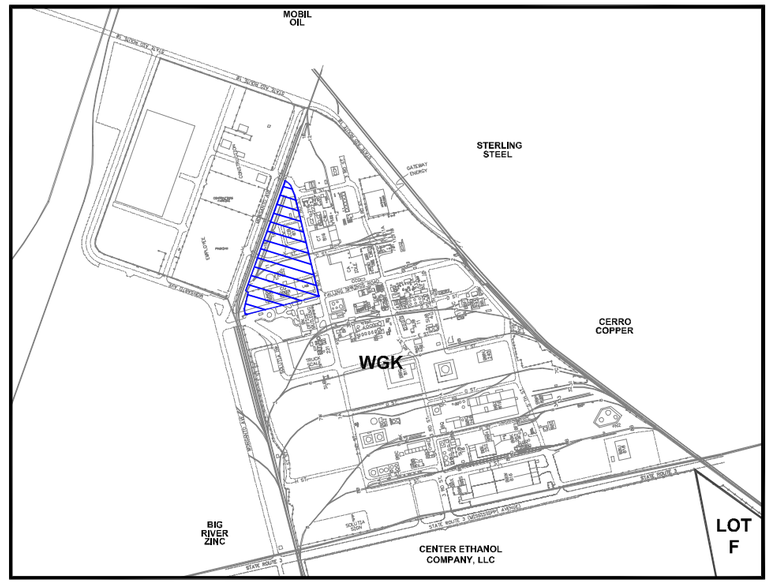

KEYMAP

1" = 1ØØØ'

NOTES:

1) TOTAL CHLOROBENZENES RESULTS INCLUDE THE SUM OF MONOCHLOROBENZENE, 1,2–DICHLOROBENZENE, 1,3–DICHLOROBENZENE, 1,4–DICHLOROBENZENE, AND 1,2,4–TRICHLOROBENZENE.

2) TOTAL PCBs RESULTS INCLUDE THE SUM OF ALL METHOD 68Ø HOMOLOGS.

3) RESULTS SHOWN ARE IN ug/L.

4) ND DENOTES NOT DETECTED

5) MULTIPLE SAMPLE RESULTS INDICATE A DUPLICATE SAMPLE.

6) NS DENOTES PMAMWØ4S CONTAINED DNAPL AND THE GROUNDWATER WAS NOT SAMPLED DURING THE EVENT (2QØ7 AND 4QØ7), BOTH DNAPL AND GROUNDWATER WERE SAMPLED DURING 3QØ7, GROUNDWATER RESULTS ARE PRESENTED ON THIS FIGURE.

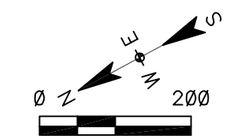

LEGEND

MONITORING WELL LOCATION

APPROXIMATE 25 mg/kg TOTAL PCB CONTOUR LINE (SOIL)

PCB MOBILITY AND MIGRATION INVESTIGATION 2ND QUARTER 2ØØ8 DATA REPORT W.G. KRUMMRICH FACILITY SAUGET, ILLINOIS	PROJECT NO. 21561996.ØØØØ2
URS	
DRN. BY: djd 9/2/Ø8 DSGN. BY: wh CHKD. BY: wh	Total PCBs, Total Chlorobenzenes, and Benzene Results – SHU Wells
	FIG. NO. 5

File: P:\ENVIRONMENTAL\21561996 (WGK CW)\QUARTERLY SAMPLING\PCB GW QUALITY ASSESSMENT\2ND QUARTER 2008 SAMPLING EVENT\2ND QTR 2008 REPORT\FINAL REPORT\FIGURES\FIG-5 TOTAL PCB.DWG Last edited: SEP. 03, 08 @ 08:53 a.m. by: david.deguire

Well Information	Chemical	3Q07 Result	4Q07 Result	1Q08 Result	2Q08 Result
PSMW02	PCBs (unfiltered)	0.35	0.23	0.27	0.44
	PCBs (filtered) - 0.45 micron	ND	ND	0.1	ND
	Total Chlorobenzenes	1,300	1,600	492.2D	850
	Benzene	7,200	7,700	2,100D	1,900

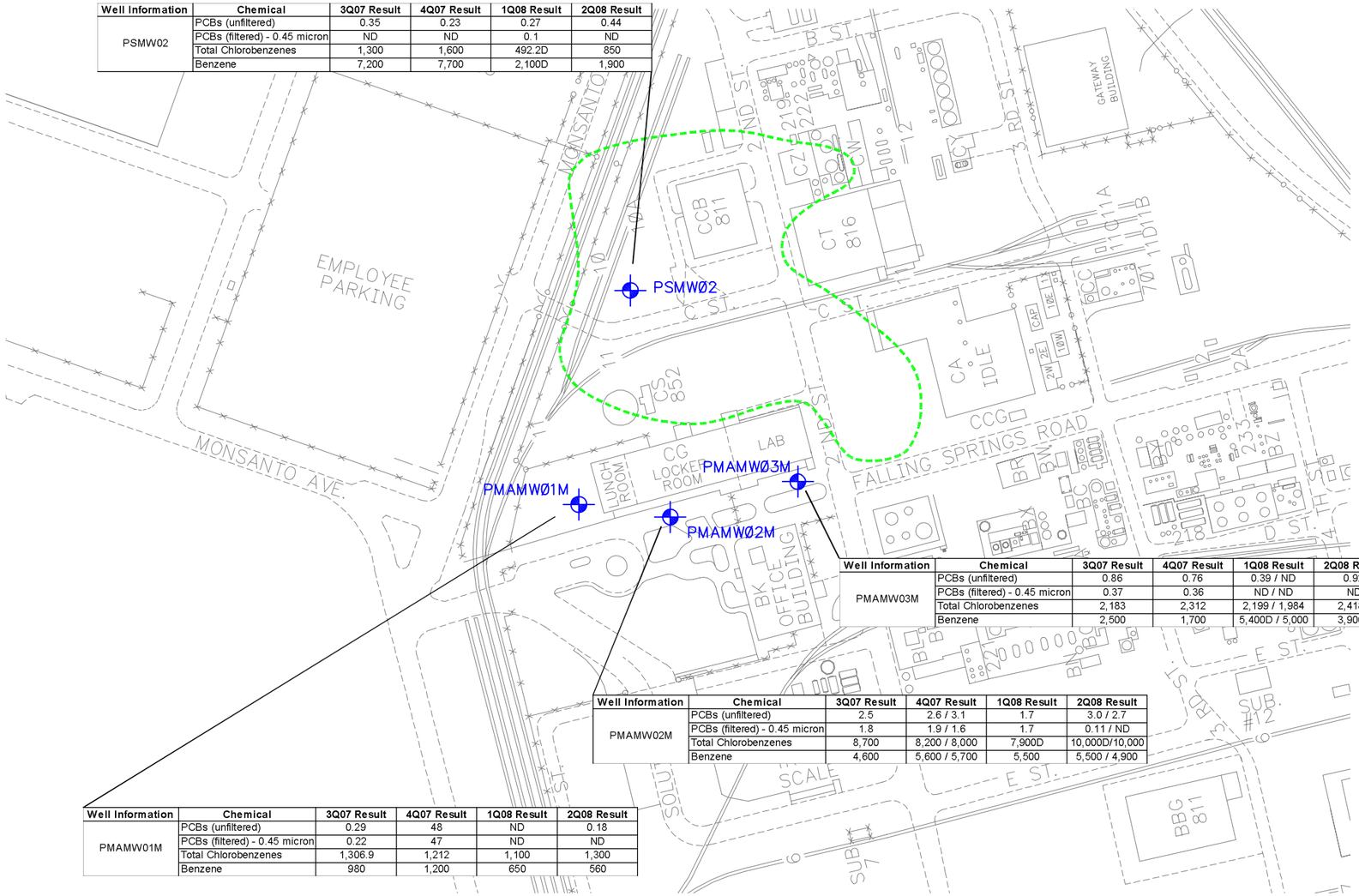

Well Information	Chemical	3Q07 Result	4Q07 Result	1Q08 Result	2Q08 Result
PMAMW03M	PCBs (unfiltered)	0.86	0.76	0.39 / ND	0.92
	PCBs (filtered) - 0.45 micron	0.37	0.36	ND / ND	ND
	Total Chlorobenzenes	2,183	2,312	2,199 / 1,984	2,418D
	Benzene	2,500	1,700	5,400D / 5,000	3,900D

Well Information	Chemical	3Q07 Result	4Q07 Result	1Q08 Result	2Q08 Result
PMAMW02M	PCBs (unfiltered)	2.5	2.6 / 3.1	1.7	3.0 / 2.7
	PCBs (filtered) - 0.45 micron	1.8	1.9 / 1.6	1.7	0.11 / ND
	Total Chlorobenzenes	8,700	8,200 / 8,000	7,900D	10,000D/10,000
	Benzene	4,600	5,600 / 5,700	5,500	5,500 / 4,900

Well Information	Chemical	3Q07 Result	4Q07 Result	1Q08 Result	2Q08 Result
PMAMW01M	PCBs (unfiltered)	0.29	48	ND	0.18
	PCBs (filtered) - 0.45 micron	0.22	47	ND	ND
	Total Chlorobenzenes	1,306.9	1,212	1,100	1,300
	Benzene	980	1,200	650	560

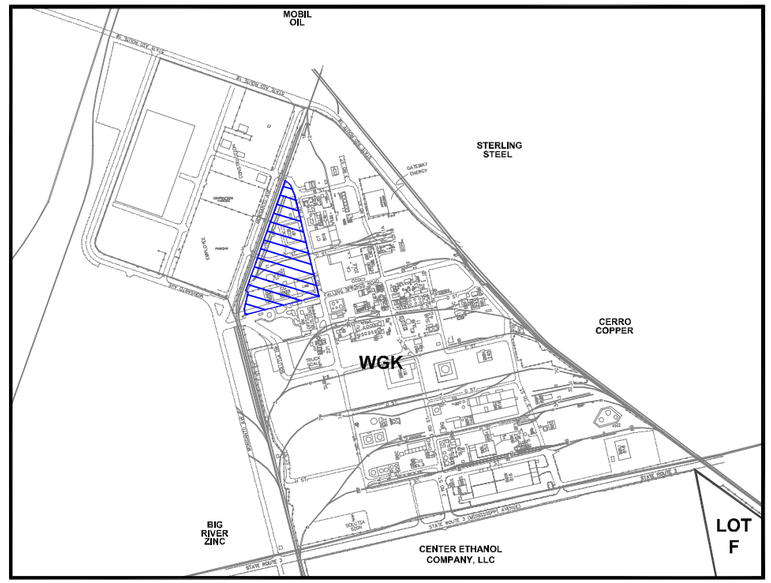

KEYMAP

1" = 1ØØØ'

NOTES:

1) TOTAL CHLOROBENZENES RESULTS INCLUDE THE SUM OF MONOCHLOROBENZENE, 1,2–DICHLOROBENZENE, 1,3–DICHLOROBENZENE, 1,4–DICHLOROBENZENE, AND 1,2,4–TRICHLOROBENZENE.

2) TOTAL PCBs RESULTS INCLUDE THE SUM OF ALL METHOD 68Ø HOMOLOGS.

3) RESULTS SHOWN ARE IN ug/L.

4) ND DENOTES NOT DETECTED.

5) MULTIPLE SAMPLE RESULTS INDICATE A DUPLICATE SAMPLE.

LEGEND

MONITORING WELL LOCATION

APPROXIMATE 25 mg/kg TOTAL PCB CONTOUR LINE (SOIL)

Ø N 2ØØ

SCALE FEET

PCB MOBILITY AND MIGRATION INVESTIGATION
2ND QUARTER 2ØØ8 DATA REPORT
W.G. KRUMMRICH FACILITY
SAUGET, ILLINOIS

PROJECT NO. 21561996.ØØØØ2

URS

DRN. BY: djd 9/2/Ø8
DSGN. BY: wh
CHKD. BY: wh

Total PCBs, Total Chlorobenzenes, and Benzene Results–MHU Wells

FIG. NO. 6

File: P:\ENVIRONMENTAL\21561996 (WGK GW)\QUARTERLY SAMPLING\PCB GW QUALITY ASSESSMENT\2ND QUARTER 2008 SAMPLING EVENT\2ND QTR 2008 REPORT\FINAL REPORT\FIGURES\FIG-6 TOTAL PCB AND CHLOROBENZENE.DWG Last edited: SEP. 03, 08 @ 4:34 p.m. by: david.dequine

Tables

US EPA ARCHIVE DOCUMENT

Table 1
Monitoring Well Gauging Information

Well ID	Construction Details						June 10, 2008			
	Ground Elevation (ft)*	Casing Elevation (ft)*	Depth to Top of Screen (ft)**	Depth to Bottom of Screen (ft)**	Top of Screen Elevation (ft)*	Bottom of Screen Elevation (ft)*	Depth to Water (ft) ***	Depth to Product (ft) ***	Depth to Bottom (ft)***	Water Elevation (ft)*
Shallow Hydrogeologic Unit (SHU 395 - 380 ft NAVD)										
PMAMW01S	410.30	410.06	20.18	25.18	390.12	385.37	7.87	-	24.93	402.19
PMAMW02S	412.27	411.66	22.94	27.94	389.33	385.01	9.44	-	27.26	402.22
PMAMW03S	412.37	412.06	22.71	27.71	389.66	384.97	9.75	-	27.40	402.31
PMAMW04S	411.09	410.43	20.99	25.99	390.10	385.74	7.87	-	25.35	402.56
Middle Hydrogeologic Unit (MHU 380 - 350 ft NAVD)										
PMAMW01M	410.32	410.08	54.54	59.54	355.78	350.71	7.9	-	59.61	402.18
PMAMW02M	412.26	411.93	56.87	61.87	355.39	350.71	9.71	-	61.55	402.22
PMAMW03M	412.36	412.10	57.07	62.07	355.29	350.56	9.81	-	61.80	402.29
PSMW02	411.22	410.88	68.84	73.84	342.38	337.89	8.47	-	73.33	402.41

Note:

* Elevation based upon North American Vertical Datum (NAVD) 88 datum.

** Feet below ground surface.

*** Depth is measured from top of casing (TOC).

See last page of table for notes.

Table 2
Groundwater Analytical Detections

Sample ID	Sample Date	Chemical Group	Chemical	Result	Units	Lab Qualifiers	URS Qualifiers
PMAMW01S-0608	6/19/2008	VOCs	1,2-Dichlorobenzene	1.6	ug/L		
PMAMW01S-0608	6/19/2008	VOCs	1,3-Dichlorobenzene	2.2	ug/L		
PMAMW01S-0608	6/19/2008	VOCs	1,4-Dichlorobenzene	58	ug/L		
PMAMW01S-0608	6/19/2008	VOCs	Chlorobenzene	85	ug/L		
PMAMW01M-0608	6/19/2008	VOCs	Benzene	560	ug/L		J
PMAMW01M-0608	6/19/2008	VOCs	Chlorobenzene	1,300	ug/L		J
PMAMW01M-0608	6/19/2008	VOCs	Xylenes, Total	21	ug/L		J
PMAMW01M-0608	6/19/2008	SVOCs	P-Chloroaniline	44	ug/L		
PMAMW01M-0608	6/19/2008	PCBs	Monochlorobiphenyl	0.18	ug/L		
PMAMW02S-0608	6/19/2008	VOCs	1,2-Dichlorobenzene	1.3	ug/L		
PMAMW02S-0608	6/19/2008	VOCs	1,4-Dichlorobenzene	1.4	ug/L		
PMAMW02S-0608	6/19/2008	VOCs	Chlorobenzene	1.2	ug/L		
PMAMW02M-0608	6/19/2008	VOCs	Benzene	5,500	ug/L		J
PMAMW02M-0608	6/19/2008	VOCs	Chlorobenzene	10,000	ug/L	D	
PMAMW02M-0608	6/19/2008	SVOCs	2-Chlorophenol	13	ug/L		
PMAMW02M-0608	6/19/2008	SVOCs	P-Chloroaniline	68	ug/L		
PMAMW02M-0608	6/19/2008	SVOCs	Phenol	25	ug/L		
PMAMW02M-0608	6/19/2008	PCBs	Monochlorobiphenyl	3	ug/L		
PMAMW02M-F-0608	6/19/2008	PCBs	Monochlorobiphenyl	0.11	ug/L		
PMAMW02M-0608-AD	6/19/2008	VOCs	Benzene	4,900	ug/L		J
PMAMW02M-0608-AD	6/19/2008	VOCs	Chlorobenzene	10,000	ug/L		J
PMAMW02M-0608-AD	6/19/2008	SVOCs	2-Chlorophenol	13	ug/L		
PMAMW02M-0608-AD	6/19/2008	SVOCs	P-Chloroaniline	64	ug/L		
PMAMW02M-0608-AD	6/19/2008	SVOCs	Phenol	24	ug/L		
PMAMW02M-0608-AD	6/19/2008	PCBs	Monochlorobiphenyl	2.7	ug/L		
PMAMW03S-0608	6/20/2008	VOCs	1,2-Dichlorobenzene	2.2	ug/L		
PMAMW03S-0608	6/20/2008	VOCs	1,4-Dichlorobenzene	2	ug/L		
PMAMW03S-0608	6/20/2008	VOCs	Chlorobenzene	1.5	ug/L		
PMAMW03S-0608	6/20/2008	PCBs	Dichlorobiphenyl	0.15	ug/L		
PMAMW03S-0608	6/20/2008	PCBs	Monochlorobiphenyl	0.3	ug/L		
PMAMW03S-0608	6/20/2008	PCBs	Trichlorobiphenyl	0.19	ug/L		
PMAMW03M-0608	6/20/2008	VOCs	1,2-Dichlorobenzene	200	ug/L	D	
PMAMW03M-0608	6/20/2008	VOCs	1,3-Dichlorobenzene	58	ug/L		
PMAMW03M-0608	6/20/2008	VOCs	1,4-Dichlorobenzene	560	ug/L	D	
PMAMW03M-0608	6/20/2008	VOCs	Benzene	3,900	ug/L	D	
PMAMW03M-0608	6/20/2008	VOCs	Chlorobenzene	1,600	ug/L	D	
PMAMW03M-0608	6/20/2008	VOCs	Ethylbenzene	85	ug/L		
PMAMW03M-0608	6/20/2008	VOCs	Toluene	22	ug/L		
PMAMW03M-0608	6/20/2008	VOCs	Xylenes, Total	250	ug/L		
PMAMW03M-0608	6/20/2008	SVOCs	2,4-Dimethylphenol	23	ug/L		
PMAMW03M-0608	6/20/2008	SVOCs	Aniline	24	ug/L		
PMAMW03M-0608	6/20/2008	SVOCs	Naphthalene	23	ug/L		
PMAMW03M-0608	6/20/2008	SVOCs	P-Chloroaniline	220	ug/L	D	
PMAMW03M-0608	6/20/2008	SVOCs	Phenol	16	ug/L		
PMAMW03M-0608	6/20/2008	PCBs	Monochlorobiphenyl	0.92	ug/L		

See last page of table for notes.

Table 2
Groundwater Analytical Detections

Sample ID	Sample Date	Chemical Group	Chemical	Result	Units	Lab Qualifiers	URS Qualifiers
PMAMW04S-0608	6/20/2008	VOCs	1,2-Dichlorobenzene	370	ug/L		
PMAMW04S-0608	6/20/2008	VOCs	1,3-Dichlorobenzene	550	ug/L		
PMAMW04S-0608	6/20/2008	VOCs	1,4-Dichlorobenzene	2,700	ug/L	D	
PMAMW04S-0608	6/20/2008	VOCs	Benzene	33	ug/L		
PMAMW04S-0608	6/20/2008	VOCs	Chlorobenzene	690	ug/L		
PMAMW04S-0608	6/20/2008	VOCs	Ethylbenzene	21	ug/L		
PMAMW04S-0608	6/20/2008	VOCs	Xylenes, Total	17	ug/L		
PMAMW04S-0608	6/20/2008	SVOCs	1,2,4-Trichlorobenzene	3,400	ug/L	D	
PMAMW04S-0608	6/20/2008	SVOCs	2-Toluidine	10	ug/L		
PMAMW04S-0608	6/20/2008	SVOCs	P-Chloroaniline	71	ug/L		
PMAMW04S-0608	6/20/2008	SVOCs	Pentachlorobenzene	13	ug/L		
PMAMW04S-0608	6/20/2008	PCBs	Dichlorobiphenyl	6.9	ug/L		J
PMAMW04S-0608	6/20/2008	PCBs	Heptachlorobiphenyl	11	ug/L		J
PMAMW04S-0608	6/20/2008	PCBs	Hexachlorobiphenyl	27	ug/L		J
PMAMW04S-0608	6/20/2008	PCBs	Monochlorobiphenyl	0.33	ug/L		J
PMAMW04S-0608	6/20/2008	PCBs	Nonachlorobiphenyl	0.82	ug/L		J
PMAMW04S-0608	6/20/2008	PCBs	Octachlorobiphenyl	5.1	ug/L		J
PMAMW04S-0608	6/20/2008	PCBs	Pentachlorobiphenyl	20	ug/L		J
PMAMW04S-0608	6/20/2008	PCBs	Tetrachlorobiphenyl	19	ug/L		J
PMAMW04S-0608	6/20/2008	PCBs	Trichlorobiphenyl	19	ug/L	D	
PSMW02-0608	6/20/2008	VOCs	Benzene	1,900	ug/L		
PSMW02-0608	6/20/2008	VOCs	Chlorobenzene	850	ug/L		
PSMW02-0608	6/20/2008	VOCs	Toluene	37	ug/L		
PSMW02-0608	6/20/2008	VOCs	Xylenes, Total	140	ug/L		
PSMW02-0608	6/20/2008	SVOCs	Phenol	25	ug/L		
PSMW02-0608	6/20/2008	PCBs	Dichlorobiphenyl	0.25	ug/L		
PSMW02-0608	6/20/2008	PCBs	Monochlorobiphenyl	0.19	ug/L		
PSMW02-0608	6/20/2008	Metals	Barium	0.63	mg/L		

Notes:
mg/L = milligrams per liter
ug/L = micrograms per liter
D = Surrogate or matrix spike recoveries were not obtained because the extract was diluted for analysis; also compounds analyzed at a dilution may be flagged with a D.
J = Estimated value

US EPA ARCHIVE DOCUMENT

Appendix A

Groundwater Purging and Sampling Forms

LOW FLOW GROUNDWATER SAMPLING DATA SHEET

PROJECT NAME: WGK PCB M&M Inv. **PROJECT NUMBER:** 21561996.00002 **FIELD PERSONNEL:** S. Moore, B. Howland
DATE: 6/ 19 /2008 **WEATHER:** 80's overcast
MONITORING WELL ID: PMAMW01S **SAMPLE ID:** PMAMW01S-0608

INITIAL DATA

Well Diameter: 2 in
Measured Well Depth (btoc): 24.93 ft
Constructed Well Depth (btoc): 24.94 ft
Depth to Water (btoc): 7.63 ft
Depth to LNAPL/DNAPL (btoc): — ft
Depth to Top of Screen (btoc): 19.94 ft
Screen Length: 5 ft

Water Column Height (do not include LNAPL or DNAPL): 17.3 ft btoc
If Depth to Top of Screen is > Depth to Water AND Screen Lenth is ⟨4 feet,
Place Pump at: Total Well Depth – 0.5 (Screen Length + DNAPL Column Height) = 22.44 ft btoc
If Depth to Top of Screen is < Depth to Water AND Water Column Height and Screen Length are ⟨ 4ft,
Place Pump at: Total Well Depth – (0.5 X Water Column Height + DNAPL Column Height) = — ft btoc
If Screen Length and/or water column height is < 4 ft, Place Pump at: Total Well Depth - 2 ft = — ft btoc

Volume of Flow Through Cell): 500 mL
Minimum Purge Volume =
(3 x Flow Through Cell Volume) 1500 mL
Ambient PID/FID Reading: 0.0 ppm
Wellbore PID/FID Reading: 0.0 ppm

PURGE DATA

Pump Type: Stainless Steel Monsoon

					±0.2 units		±3 %		±10 % or ±2 mg/L	±20 mV
Purge Volume (mL)	Time	Depth to Water (ft)	Color	Odor	pH	Temp (°C)	Cond. (ms/cm)	Turbidity (NTUs)	DO (mg/l)	ORP (mv)
1500	0835	7.90	Cloudy	none	6.77	16.70	1.005	46.6	1.33	-27.4
3000	0840	7.90			6.77	16.83	1.006	43.0	0.68	-38.4
4500	0845	7.89			6.81	16.81	1.008	41.1	0.53	-47.5
6000	0850	7.89			6.83	16.88	1.008	40.2	0.57	-51.9
7500	0855	7.89			6.84	16.87	1.011	39.6	0.47	-53.5
9000	0900	7.89			6.84	16.85	1.012	39.3	0.43	-54.0

WA (6/19/08)

Start Time: 0830
Stop Time: 0900
Elapsed Time: 30 min.
Average Purge Rate (mL/min): 300
Water Quality Meter ID: YSI 6920
Date Calibrated: 6/ 19 /2008

SAMPLING DATA

Sample Date: 6/ 19 /2008
Sample Method: Stainless Steel Monsoon
Sample Time: 0910
Sample Flow Rate: 300 mL/min
Analysis: VOCs, SVOCs, Total PCBs, Dissolved PCBs (0.45 Micron filter)
Date Calibrated: NA

COMMENTS:
MS/MSD collected with this well. Turbidity still high but not going down. Stable @ less than 10% over three readings.

LOW FLOW GROUNDWATER SAMPLING DATA SHEET

PROJECT NAME: WGK PCB M&M Inv. **PROJECT NUMBER:** 21561996.00002 **FIELD PERSONNEL:** S. Moore, B. Howland
DATE: 6/19/2008 **WEATHER:** 80's Cloudy
MONITORING WELL ID: PMAMW01M **SAMPLE ID:** PMAMW01M-0608

INITIAL DATA

Well Diameter: 2 in
Measured Well Depth (btoc): 59.63 ft
Constructed Well Depth (btoc): 59.3 ft
Depth to Water (btoc): 7.74 ft
Depth to LNAPL/DNAPL (btoc): - ft
Depth to Top of Screen (btoc): 54.3 ft
Screen Length: 5 ft

Water Column Height (do not include LNAPL or DNAPL): 51.89 ft btoc
If Depth to Top of Screen is > Depth to Water AND Screen Lenth is <4 feet,
Place Pump at: Total Well Depth – 0.5 (Screen Length + DNAPL Column Height) = 56.8 ft btoc
If Depth to Top of Screen is < Depth to Water AND Water Column Height and Screen Length are < 4ft,
Place Pump at: Total Well Depth – (0.5 X Water Column Height + DNAPL Column Height) = - ft btoc
If Screen Length and/or water column height is < 4 ft, Place Pump at: Total Well Depth - 2 ft = - ft btoc

Volume of Flow Through Cell): 500 mL
Minimum Purge Volume =
(3 x Flow Through Cell Volume) 1500 mL
Ambient PID/FID Reading: 0.0 ppm
Wellbore PID/FID Reading: 0.0 ppm

PURGE DATA

Pump Type: Stainless Steel Monsoon

Purge Volume (mL)	Time	Depth to Water (ft)	Color	Odor	pH (±0.2 units)	Temp (°C)	Cond. (ms/cm) (±3 %)	Turbidity (NTUs)	DO (mg/l) (±10 % or ±2 mg/L)	ORP (mv) (±20 mV)
1250	1105	7.74	Clear	Slight Chemical	6.81	18.65	2.701	55.1	0.89	-127.9
2500	1110	7.74	Cloud-	↓	6.80	17.88	2.656	70.2	0.56	-140.9
3750	1115	7.74	Clear		6.81	18.13	2.731	8.0	0.45	-143.7
5000	1120	7.74	↓		6.81	18.15	2.729	4.6	0.41	-145.8
6250	1125	7.74			6.81	17.67	2.714	2.2	0.38	-147.0



Start Time: 1100
Stop Time: 1125
Elapsed Time: 25 min
Average Purge Rate (mL/min): 250
Water Quality Meter ID: YSI 6920
Date Calibrated: 6/19/2008

SAMPLING DATA

Sample Date: 6/19/2008
Sample Method: Stainless Steel Monsoon
Sample Time: 1130
Sample Flow Rate: 250 mL/min
Analysis: VOCs, SVOCs, Total PCBs, Dissolved PCBs (0.45 Micron filter)
Date Calibrated: NA

COMMENTS:
3 of 3 voa have headspace due to effervescent sample.

LOW FLOW GROUNDWATER SAMPLING DATA SHEET

PROJECT NAME: WGK PCB M&M Inv. **PROJECT NUMBER:** 21561996.00002 **FIELD PERSONNEL:** S. Moore, B. Howland
DATE: 6/ 19 /2008 **WEATHER:** 80's Cloudy
MONITORING WELL ID: PMAMW02S **SAMPLE ID:** PMAMW02S-0608

INITIAL DATA

Well Diameter: 2 in
Measured Well Depth (btoc): 27.35 ft
Constructed Well Depth (btoc): 27.33 ft
Depth to Water (btoc): 9.25 ft
Depth to LNAPL/DNAPL (btoc): — ft
Depth to Top of Screen (btoc): 22.33 ft
Screen Length: 5 ft

Water Column Height (do not include LNAPL or DNAPL): 18.10 ft btoc
If Depth to Top of Screen is > Depth to Water AND Screen Lenth is ⟨4 feet,
Place Pump at: Total Well Depth – 0.5 (Screen Length + DNAPL Column Height) = 24.83 ft btoc
If Depth to Top of Screen is < Depth to Water AND Water Column Height and Screen Length are ⟨ 4ft,
Place Pump at: Total Well Depth – (0.5 X Water Column Height + DNAPL Column Height) = = ft btoc
If Screen Length and/or water column height is < 4 ft, **Place Pump at: Total Well Depth - 2 ft =** = ft btoc

Volume of Flow Through Cell): 500 mL
Minimum Purge Volume =
(3 x Flow Through Cell Volume) 1500 mL
Ambient PID/FID Reading: 0.0 ppm
Wellbore PID/FID Reading: 0.0 ppm

PURGE DATA

Pump Type: Stainless Steel Monsoon

Purge Volume (mL)	Time	Depth to Water (ft)	Color	Odor	pH (±0.2 units)	Temp (°C) (±3 %)	Cond. (ms/cm) (±3 %)	Turbidity (NTUs)	DO (mg/l) (±10 % or ±2 mg/L)	ORP (mv) (±20 mV)
1250	12:45	9.25	Cloudy Yellowish	Chemical like	6.96	19.75	1.406	146.9	1.25	39.3
2500	12:50	9.25	↓	↓	6.74	19.45	1.425	117.9	0.50	3.5
3750	12:55	9.25	↓	↓	6.72	19.15	1.420	85.5	0.36	-8.9
5000	13:00	9.25	↓	↓	6.75	19.07	1.408	73.3	0.31	-36.0
6250	13:05	9.25	Clear	↓	6.80	19.08	1.423	0.0	0.29	-42.6
7500	13:10	9.25	↓	↓	6.81	19.36	1.420	0.0	0.27	-40.9

WK (6/19/08)

Start Time: 1240
Stop Time: 1310
Elapsed Time: 30 min
Average Purge Rate (mL/min): 250
Water Quality Meter ID: YSI 6920
Date Calibrated: 6/ 19 /2008

SAMPLING DATA

Sample Date: 6/ 19 /2008
Sample Method: Stainless Steel Monsoon
Sample Time: 1315
Sample Flow Rate: 250 mL/min
Analysis: VOCs, SVOCs, Total PCBs, Dissolved PCBs (0.45 Micron filter)
Date Calibrated: NA

COMMENTS:
EB collected before this well (12:20)

LOW FLOW GROUNDWATER SAMPLING DATA SHEET

PROJECT NAME: WGK PCB M&M Inv. **PROJECT NUMBER:** 21561996.00002 **FIELD PERSONNEL:** S. Moore, B. Howland
DATE: 6/19/2008 **WEATHER:** 80's overcast
MONITORING WELL ID: PMAMW02M **SAMPLE ID:** PMAMW02M-0608

INITIAL DATA

Well Diameter: 2 in
Measured Well Depth (btoc): 61.54 ft
Constructed Well Depth (btoc): 61.54 ft
Depth to Water (btoc): 9.50 ft
Depth to LNAPL/DNAPL (btoc): — ft
Depth to Top of Screen (btoc): 56.54 ft
Screen Length: 5 ft

Water Column Height (do not include LNAPL or DNAPL): 52.04 ft btoc
If Depth to Top of Screen is > Depth to Water AND Screen Lenth is <4 feet,
Place Pump at: Total Well Depth – 0.5 (Screen Length + DNAPL Column Height) = 59.04 ft btoc
If Depth to Top of Screen is < Depth to Water AND Water Column Height and Screen Length are < 4ft,
Place Pump at: Total Well Depth – (0.5 X Water Column Height + DNAPL Column Height) = — ft btoc
If Screen Length and/or water column height is < 4 ft, Place Pump at: Total Well Depth - 2 ft = — ft btoc

Volume of Flow Through Cell): 500 mL
Minimum Purge Volume =
(3 x Flow Through Cell Volume) 1500 mL
Ambient PID/FID Reading: 0.0 ppm
Wellbore PID/FID Reading: 0.0 ppm

PURGE DATA

Pump Type: Stainless Steel Monsoon

Purge Volume (mL)	Time	Depth to Water (ft)	Color	Odor	pH (±0.2 units)	Temp (°C)	Cond. (ms/cm) (±3 %)	Turbidity (NTUs)	DO (mg/l) (±10 % or ±2 mg/L)	ORP (mv) (±20 mV)
1375	1400	9.50	Cloudy	Chemical like	6.78	19.04	2.524	29.4	0.49	-119.9
2750	1405	9.50	↓	↓	6.75	18.88	2.523	32.0	0.37	-131.2
4125	1410	9.50			6.75	18.96	2.564	13.3	0.31	-137.9
5500	1415	9.50			6.78	18.48	2.537	7.0	0.28	-141.8

WA (6/19/08)

Start Time: 1355
Stop Time: 1415
Elapsed Time: 20 min
Average Purge Rate (mL/min): 275
Water Quality Meter ID: YSI 6920
Date Calibrated: 6/19/2008

SAMPLING DATA

Sample Date: 6/19/2008
Sample Method: Stainless Steel Monsoon
Sample Time: 1420
Sample Flow Rate: 275 mL/min
Analysis: VOCs, SVOCs, Total PCBs, Dissolved PCBs (0.45 Micron filter)
Date Calibrated: NA

COMMENTS:
AD collected with this well
3 of 3 VOA samples have headspace due to effervescence in both the parent and duplicate samples.

LOW FLOW GROUNDWATER SAMPLING DATA SHEET

PROJECT NAME: WGK PCB M&M Inv. **PROJECT NUMBER:** 21561996.00002 **FIELD PERSONNEL:** S. Moore, B. Howland
DATE: 6/20/2008 **WEATHER:** 70's Rainy overcast
MONITORING WELL ID: PMAMW03S **SAMPLE ID:** PMAMW03S-0608

INITIAL DATA

Well Diameter: 2 in
Measured Well Depth (btoc): 27.40 ft
Constructed Well Depth (btoc): 27.40 ft
Depth to Water (btoc): 9.61 ft
Depth to LNAPL/DNAPL (btoc): - ft
Depth to Top of Screen (btoc): 22.40 ft
Screen Length: 5 ft

Water Column Height (do not include LNAPL or DNAPL): 17.79 ft btoc
If Depth to Top of Screen is > Depth to Water AND Screen Lenth is <4 feet,
Place Pump at: Total Well Depth – 0.5 (Screen Length + DNAPL Column Height) = 24.90 ft btoc
If Depth to Top of Screen is < Depth to Water AND Water Column Height and Screen Length are < 4ft,
Place Pump at: Total Well Depth – (0.5 X Water Column Height + DNAPL Column Height) = — ft btoc
If Screen Length and/or water column height is < 4 ft, Place Pump at: Total Well Depth - 2 ft = — ft btoc

Volume of Flow Through Cell): 500 mL
Minimum Purge Volume =
(3 x Flow Through Cell Volume) 1500 mL
Ambient PID/FID Reading: 0.0 ppm
Wellbore PID/FID Reading: 0.0 ppm

PURGE DATA

Pump Type: Stainless Steel Monsoon

Purge Volume (mL)	Time	Depth to Water (ft)	Color	Odor	pH (±0.2 units)	Temp (°C)	Cond. (ms/cm) (±3 %)	Turbidity (NTUs)	DO (mg/l) (±10 % or ±2 mg/L)	ORP (mv) (±20 mV)
1250	08:50	09.68	Yellowish	none	6.77	18.29	1.680	79.8	0.57	108.2
2500	08:55	09.60			6.81	18.51	1.687	54.9	0.51	103.7
3750	09:00	09.60			6.83	18.56	1.697	45.2	0.54	98.1
5000	09:05	09.60			6.84	18.61	1.703	43.1	0.48	93.8
6250	09:10	09.60			6.86	18.57	1.706	36.9	0.41	91.0
7500	09:15	09.60			6.86	18.70	1.709	35.7	0.40	90.2
8750	09:20	09.60			6.86	18.67	1.716	35.6	0.42	86.4
10000	09:25	09.60			6.87	18.61	1.718	33.6	0.38	84.1
11250	0930	09.60	↓	↓	6.87	18.73	1.715	33.3	0.36	84.6
			WH (6/20/08)							

Start Time: 0845
Stop Time: 0930
Elapsed Time: 45 min
Average Purge Rate (mL/min): 250
Water Quality Meter ID: YSI 6920
Date Calibrated: 6/20/2008

SAMPLING DATA

Sample Date: 6/20/2008
Sample Method: Stainless Steel Monsoon
Sample Time: 0935
Sample Flow Rate: 250 mL/min
Analysis: VOCs, SVOCs, Total PCBs, Dissolved PCBs (0.45 Micron filter)
Date Calibrated: NA

COMMENTS:

LOW FLOW GROUNDWATER SAMPLING DATA SHEET

PROJECT NAME: WGK PCB M&M Inv. **PROJECT NUMBER:** 21561996.00002 **FIELD PERSONNEL:** S. Moore, B. Howland
DATE: 6/20/2008 **WEATHER:** 70's Overcast
MONITORING WELL ID: PMAMW03M **SAMPLE ID:** PMAMW03M-0608

INITIAL DATA

Well Diameter: 2 in
Measured Well Depth (btoc): 61.81 ft
Constructed Well Depth (btoc): 61.81 ft
Depth to Water (btoc): 9.67 ft
Depth to LNAPL/DNAPL (btoc): — ft
Depth to Top of Screen (btoc): 56.81 ft
Screen Length: 5 ft

Water Column Height (do not include LNAPL or DNAPL): 52.14 ft btoc
If Depth to Top of Screen is > Depth to Water AND Screen Lenth is <4 feet,
Place Pump at: Total Well Depth – 0.5 (Screen Length + DNAPL Column Height) = 59.31 ft btoc
If Depth to Top of Screen is < Depth to Water AND Water Column Height and Screen Length are < 4ft,
Place Pump at: Total Well Depth – (0.5 X Water Column Height + DNAPL Column Height) = — ft btoc
If Screen Length and/or water column height is < 4 ft, Place Pump at: Total Well Depth - 2 ft = — ft btoc

Volume of Flow Through Cell): 500 mL
Minimum Purge Volume =
(3 x Flow Through Cell Volume) 1500 mL
Ambient PID/FID Reading: 0.0 ppm
Wellbore PID/FID Reading: 0.0 ppm

PURGE DATA

Pump Type: Stainless Steel Monsoon

Purge Volume (mL)	Time	Depth to Water (ft)	Color	Odor	pH (±0.2 units)	Temp (°C) (±3 %)	Cond. (ms/cm) (±3 %)	Turbidity (NTUs) (±10 % or ±2 mg/L)	DO (mg/l) (±10 % or ±2 mg/L)	ORP (mv) (±20 mV)
1500	10:10	9.67	Dark Brown	Chemical like	9.56	18.29	2.747	28.2	0.72	-103.3
3000	10:15	9.67	↓	↓	9.57	18.12	2.742	25.8	0.42	-143.2
4500	10:20	9.67			9.58	18.10	2.758	26.6	0.29	-168.7
6000	10:25	9.67			9.59	18.09	2.720	23.9	0.22	-189.7
7500	10:30	9.67			9.59	18.08	2.709	23.9	0.19	-204.8
9000	10:35	9.67			9.59	18.03	2.703	19.0	0.17	-208.0

MW (6/20/08)

Start Time: 1005
Stop Time: 1035
Elapsed Time: 30 min
Average Purge Rate (mL/min): 300
Water Quality Meter ID: YSI 6920
Date Calibrated: 6/20/2008

SAMPLING DATA

Sample Date: 6/20/2008
Sample Method: Stainless Steel Monsoon
Sample Time: 1035
Sample Flow Rate: 300 mL/min
Analysis: VOCs, SVOCs, Total PCBs, Dissolved PCBs (0.45 Micron filter)
Date Calibrated: NA

COMMENTS:
Sample is darker brown than in previous qtrs. but appears clear. Turbidity registering higher than expected when visually observed this could be due to the dark color of the water.

LOW FLOW GROUNDWATER SAMPLING DATA SHEET

PROJECT NAME: WGK PCB M&M Inv. **PROJECT NUMBER:** 21561996.00002 **FIELD PERSONNEL:** S. Moore, B. Howland
DATE: 6/20/2008 **WEATHER:** 80's sunny
MONITORING WELL ID: PMAMW04S **SAMPLE ID:** PMAMW04S-0608

INITIAL DATA

Well Diameter: 2 in
Measured Well Depth (btoc): 25.35 ft
Constructed Well Depth (btoc): 25.33 ft
Depth to Water (btoc): 7.93 ft
Depth to LNAPL/DNAPL (btoc): — ft
Depth to Top of Screen (btoc): 20.33 ft
Screen Length: 5 ft

Water Column Height (do not include LNAPL or DNAPL): 17.42 ft btoc
If Depth to Top of Screen is > Depth to Water AND Screen Lenth is <4 feet,
Place Pump at: Total Well Depth – 0.5 (Screen Length + DNAPL Column Height) = 22.83 ft btoc
If Depth to Top of Screen is < Depth to Water AND Water Column Height and Screen Length are < 4ft,
Place Pump at: Total Well Depth – (0.5 X Water Column Height + DNAPL Column Height) = — ft btoc
If Screen Length and/or water column height is < 4 ft, Place Pump at: Total Well Depth - 2 ft = — ft btoc

Volume of Flow Through Cell): 500 mL
Minimum Purge Volume =
(3 x Flow Through Cell Volume) 1500 mL
Ambient PID/FID Reading: 0.0 ppm
Wellbore PID/FID Reading: 0.0 ppm

PURGE DATA

Pump Type: Stainless Steel Monsoon

Purge Volume (mL)	Time	Depth to Water (ft)	Color	Odor	pH (±0.2 units)	Temp (°C)	Cond. (ms/cm) (±3 %)	Turbidity (NTUs)	DO (mg/l) (±10 % or ±2 mg/L)	ORP (mv) (±20 mV)
1500	1305	7.93	Cloudy	Chemical like	6.59	19.59	2.192	128.8	1.09	-49.2
3000	1310	7.93	↓	↓	6.55	19.00	2.222	182.1	0.54	-73.4
4500	1315	7.93			6.55	18.86	2.288	95.9	0.40	-78.2
6000	1320	7.93			6.54	18.72	2.250	74.7	0.35	-79.9
7500	1325	7.93			6.54	18.86	2.269	70.2	0.29	-81.9
9000	1330	7.93			6.54	18.66	2.279	57.1	0.26	-82.9
10500	1335	7.93			6.54	18.62	2.286	51.9	0.23	-84.2
12000	1340	7.93			6.55	18.60	2.290	46.4	0.21	-85.4
13500	1345	7.93			6.56	18.62	2.290	44.3	0.20	-86.1
15000	1350	7.93	↓	↓	6.57	18.48	2.292	42.9	0.20	-86.9

WT (6/20/08)

Start Time: 1300
Stop Time: 1350
Elapsed Time: 50 min
Average Purge Rate (mL/min): 300
Water Quality Meter ID: YSI 6920
Date Calibrated: 6/20/2008

SAMPLING DATA

Sample Date: 6/20/2008
Sample Method: Stainless Steel Monsoon
Sample Time: 1355
Sample Flow Rate: 300 mL/min
Analysis: VOCs, SVOCs, Total PCBs, Dissolved PCBs (0.45 Micron filter)
Date Calibrated: NA

COMMENTS:
No product observed with interface bit possible product on probe when decon probe. No product was observed in the sample containers.

LOW FLOW GROUNDWATER SAMPLING DATA SHEET

PROJECT NAME: WGK Plume Stability Study **PROJECT NUMBER:** 21561996.00002 **FIELD PERSONNEL:** S. Moore, B. Howland
DATE: 6/20/2008 **WEATHER:** 80's sunny
MONITORING WELL ID: PSMW02 **SAMPLE ID:** PSMW02-0608

INITIAL DATA

Well Diameter: 2 in
Measured Well Depth (btoc): 73.36 ft
Constructed Well Depth (btoc): 73.50 ft
Depth to Water (btoc): 8.41 ft
Depth to LNAPL/DNAPL (btoc): — ft
Depth to Top of Screen (btoc): 68.50 ft
Screen Length: 5 ft

Water Column Height (do not include LNAPL or DNAPL): 64.95 ft btoc
If Depth to Top of Screen is > Depth to Water AND Screen Lenth is ⟨4 feet,
Place Pump at: Total Well Depth – 0.5 (Screen Length + DNAPL Column Height) = 71.00 ft btoc
If Depth to Top of Screen is < Depth to Water AND Water Column Height and Screen Length are ⟨ 4ft,
Place Pump at: Total Well Depth – (0.5 X Water Column Height + DNAPL Column Height) = — ft btoc
If Screen Length and/or water column height is < 4 ft, Place Pump at: Total Well Depth - 2 ft = — ft btoc

Volume of Flow Through Cell): 500 mL
Minimum Purge Volume =
(3 x Flow Through Cell Volume) 1500 mL
Ambient PID/FID Reading: 0.0 ppm
Wellbore PID/FID Reading: 0.0 ppm

PURGE DATA

Pump Type: Stainless Steel Monsoon

					±0.2 units		±3 %		±10 % or ±2 mg/L	±20 mV
Purge Volume (mL)	Time	Depth to Water (ft)	Color	Odor	pH	Temp (°C)	Cond. (ms/cm)	Turbidity (NTUs)	DO (mg/l)	ORP (mv)
1500	1135	8.41	Cloudy	Chemical like	6.64	18.96	1.321	72.4	0.70	-106.4
3000	1140	8.41			6.62	18.81	1.306	55.8	0.48	-114.4
4500	1145	8.41			6.63	19.13	1.299	47.0	0.40	-119.0
6000	1150	8.41			6.63	18.63	1.291	41.9	0.36	-120.7
7500	1155	8.41			6.65	18.66	1.298	41.1	0.31	-122.5
9000	1200	8.41			6.65	18.89	1.297	31.4	0.30	-123.4
10500	1205	8.41	Clear		6.66	18.93	1.294	17.3	0.29	-124.6
12000	1210	8.41			6.66	19.11	1.294	8.4	0.28	-125.3

WK (6/20/08)

Start Time: 1130
Stop Time: 1210
Elapsed Time: 40 min
Average Purge Rate (mL/min): 300
Water Quality Meter ID: YSI 6920
Date Calibrated: 6/20/2008

SAMPLING DATA

Sample Date: 6/20/2008
Sample Time: 1215
Sample Method: Stainless Steel Monsoon
Sample Flow Rate: 300 mL/min
Analysis: VOCs, SVOCs, PCBs, Pesticides, Herbicides, Metals, Dissolved PCBs (0.45 Micron filter)
Date Calibrated: NA

COMMENTS:

US EPA ARCHIVE DOCUMENT

Appendix B

Chains-of-Custody

— 37811 —

TestAmerica Savannah
5102 LaRoche Avenue
Savannah, GA 31404
Phone (912) 354-7858 Fax (912) 352-0165

Chain of Custody Record

TestAmerica

Client Information	Sampler: W. Howland + S. Moore	Lab PM: Gulizia, Lidya	Carrier Tracking No(s): FedEx 8640 3796 9280	COC No: 680-16615.5
Client Contact: Mr. Bob Billman	Phone: 314 602-9262	E-Mail: lidya.gulizia@testamericainc.com		Page: ~~Page 6 of 7~~ Page 1 of 2
Company: URS Corporation				Job #:
Address: 1001 Highlands Plaza Drive West Suite 300	Due Date Requested:			
City: St. Louis	TAT Requested (days):			
State, Zip: MO, 63110				
Phone: 314.429.0100(Tel)	PO #: 4503575253			
Email: bob_billman@urscorp.com	WO #: 21561618			
Project Name: PCB M+M Inv. WGK ~~Plume Stability Monitoring Plan~~ 2Q08	Project #: 68001754			
Site:	SSOW#:			

Analysis Requested

Sample Identification	Sample Date	Sample Time	Sample Type (C=Comp, G=grab)	Matrix (W=water, S=solid, O=waste/oil, BT=Tissue, A=Air)	Field Filtered Sample (Yes or No)	Perform MS/MSD (Yes or No)	VOC 8260B	SVOC 8270C	PCB 680	Dissolved PCB 680	Total Number of containers	Special Instructions/Note:
			Preservation Code:				A	-	-	-		
TB01-0608	6/19/08	—	—	W	N		3				3	
PMAMW01S-0608	6/19/08	0910	G	W	N		3	2	2		7	5+6/5+4/4,5/1+0
PMAMW01S-F-0608	6/19/08	0910	G	W	Y					2	2	TEMP.: 1.0
PMAMW01S-0608-MS	6/19/08	0910	G	W	N		3	2	2		7	
PMAMW01S-F-0608-MS	6/19/08	0910	G	W	Y					2	2	1 / 1
PMAMW01S-0608-MSD	6/19/08	0910	G	W	N		3	2	2		7	
PMAMW01S-F-0608-MSD	6/19/08	0910	G	W	Y					2	2	
PMAMW01M-0608	6/19/08	1130	G	W	N		3	2	2		7	3 of 3 VOA have headspace due to ~~different~~ Sample.
PMAMW01M-F-0608	6/19/08	1130	G	W	Y					2	2	
PMAMW02S-0608 — EB	6/19/08	1220	G	W	N		3	2	2		7	
PMAMW02S-F-0608 — EB	6/19/08	1220	G	W	Y					2	2	

Preservation Codes:

A - HCL	M - Hexane
B - NaOH	N - None
C - Zn Acetate	O - AsNaO2
D - Nitric Acid	P - Na2O4S
E - NaHSO4	Q - Na2SO3
F - MeOH	R - Na2S2SO3
G - Amchlor	S - H2SO4
H - Ascorbic Acid	T - TSP Dodecahydrate
I - Ice	U - Acetone
J - DI Water	V - MCAA
K - EDTA	W - ph 4-5
L - EDA	Z - other (specify)

Other:

Possible Hazard Identification
☐ Non-Hazard ☐ Flammable ☐ Skin Irritant ☐ Poison B ☐ Unknown ☐ Radiological

Sample Disposal (A fee may be assessed if samples are retained longer than 1 month)
☐ Return To Client ☐ Disposal By Lab ☐ Archive For _____ Months

Deliverable Requested: I, II, III, IV, Other (specify)

Special Instructions/QC Requirements:

Empty Kit Relinquished by:	Date:	Time:	Method of Shipment:

Relinquished by:	Date/Time:	Company	Received by:	Date/Time:	Company
Will Howland	6/19/08 1600	URS Corp		062008	TAS
Relinquished by:	Date/Time:	Company	Received by:	Date/Time:	Company
Relinquished by:	Date/Time:	Company	Received by:	Date/Time:	Company

Custody Seals Intact: Δ Yes Δ No | Custody Seal No.: | Cooler Temperature(s) °C and Other Remarks:

TestAmerica Savannah
5102 LaRoche Avenue
Savannah, GA 31404
Phone (912) 354-7858 Fax (912) 352-0165

Chain of Custody Record

TestAmerica

Client Information	Sampler: W. Howland + S. Moore	Lab PM: Gulizia, Lidya	Carrier Tracking No(s): FedEx 8640 3796 9280	COC No: 680-16615.6
Client Contact: Mr. Bob Billman	Phone: 314 602-9262	E-Mail: lidya.gulizia@testamericainc.com		Page: Page ~~1 of 1~~ 2 of 2
Company: URS Corporation				Job #:

Address: 1001 Highlands Plaza Drive West Suite 300	Due Date Requested:
City: St. Louis	TAT Requested (days):
State, Zip: MO, 63110	
Phone: 314.429.0100(Tel)	PO #: 4503575253
Email: bob_billman@urscorp.com	WO #: 21561618
Project Name: PCB M+M Inv. WGK ~~Plume Stability Monitoring Plan~~ 2Q08	Project #: 68001754
Site:	SSOW#:

Analysis Requested

Preservation Codes:

A - HCL	M - Hexane
B - NaOH	N - None
C - Zn Acetate	O - AsNaO2
D - Nitric Acid	P - Na2O4S
E - NaHSO4	Q - Na2SO3
F - MeOH	R - Na2S2SO3
G - Amchlor	S - H2SO4
H - Ascorbic Acid	T - TSP Dodecahydrate
I - Ice	U - Acetone
J - DI Water	V - MCAA
K - EDTA	W - ph 4-5
L - EDA	Z - other (specify)

Other:

Sample Identification	Sample Date	Sample Time	Sample Type (C=comp, G=grab)	Matrix (W=water, S=solid, O=waste/oil, BT=Tissue, A=Air)	Field Filtered Sample (Yes or No)	Perform MS/MSD (Yes or No)	VOC 8260B	SVOC 8270C	PCB 680	Dissolved PCB 680	Total Number of containers	Special Instructions/Note:
			Preservation Code:				A	I	I	I		
PMAMW02S-0608	6/19/08	1315	G	W	N		3	2	2		7	
PMAMW02S-F-0608	6/19/08	1315	G	W	Y					2	2	
PMAMW02M-0608	6/19/08	1420	G	W	N		3	2	2		7	3 of 3 VOA have headspace due to effervescent samples
PMAMW02M-F-0608	6/19/08	1420	G	W	Y					2	2	
PMAMW02M-0608-AD	6/19/08	1420	G	W	N		3	2	2		7	3 of 3 VOA have headspace due to effervescent samples
PMAMW02M-F-0608-AD	6/19/08	1420	G	W	Y					2	2	

Possible Hazard Identification
☐ Non-Hazard ☐ Flammable ☐ Skin Irritant ☐ Poison B ☐ Unknown ☐ Radiological

Sample Disposal (A fee may be assessed if samples are retained longer than 1 month)
☐ Return To Client ☐ Disposal By Lab ☐ Archive For _____ Months

Deliverable Requested: I, II, III, IV, Other (specify)

Special Instructions/QC Requirements:

Empty Kit Relinquished by:	Date:	Time:	Method of Shipment:

Relinquished by:	Date/Time:	Company	Received by:	Date/Time:	Company
Will A Howland	6/19/08 1600	URS Corp.	[signature]	06 2008	
Relinquished by:	Date/Time:	Company	Received by:	Date/Time:	Company
Relinquished by:	Date/Time:	Company	Received by:	Date/Time.	Company

Custody Seals Intact: Δ Yes Δ No	Custody Seal No.:	Cooler Temperature(s) °C and Other Remarks:

TestAmerica Savannah
5102 LaRoche Avenue
Savannah, GA 31404
Phone (912) 354-7858 Fax (912) 352-0165

Chain of Custody Record

TestAmerica
THE LEADER IN ENVIRONMENTAL TESTING

Client Information	Sampler: W.Haviland + S.Moore	Lab PM: Gulizia, Lidya	Carrier Tracking No(s):	COC No: 680-16615.7
Client Contact: Mr. Bob Billman	Phone: 314 602 9262	E-Mail: lidya.gulizia@testamericainc.com		Page: ~~Page 1 of 1~~ Page ~~2 of 7~~ 1 of 1
Company: URS Corporation				Job #:
Address: 1001 Highlands Plaza Drive West Suite 300	Due Date Requested:			
City: St. Louis	TAT Requested (days):			
State, Zip: MO, 63110				
Phone: 314.429.0100(Tel)	PO #: 4503575253			
Email: bob_billman@urscorp.com	WO #: 21561618			
Project Name: WGK Plume Stability Monitoring Plan 2Q08	Project #: 68001754			
Site:	SSOW#:			

Analysis Requested

Preservation Codes:

A - HCL	M - Hexane
B - NaOH	N - None
C - Zn Acetate	O - AsNaO2
D - Nitric Acid	P - Na2O4S
E - NaHSO4	Q - Na2SO3
F - MeOH	R - Na2S2SO3
G - Amchlor	S - H2SO4
H - Ascorbic Acid	T - TSP Dodecahydrate
I - Ice	U - Acetone
J - DI Water	V - MCAA
K - EDTA	W - ph 4-5
L - EDA	Z - other (specify)

Other:

Sample Identification	Sample Date	Sample Time	Sample Type (C=comp, G=grab)	Matrix (W=water, S=solid, O=waste/oil, BT=Tissue, A=Air)	Field Filtered Sample (Yes or No)	Perform MS/MSD (Yes or No)	VOC 8260B	SVOC 8270C	PCB 680	Dissolved PCB 680	Total Number of containers	Special Instructions/Note:
			Preservation Code:				A	1	1	1		
TB02-0608	6/20/08	—	—	W	N		3				3	
PMAMW035-0608	6/20/08	0935	G	W	N		3	2	2		7	
PMAMW035-F-0608	6/20/08	0935	G	W	Y					2	2	
PMAMW03M-0608	6/20/08	1035	G	W	N		3	2	2		7	
PMAMW03M-F-0608	6/20/08	1035	G	W	Y					2	2	
PMAMW04S-0608	6/20/08	1355	G	W	N		3	2	2		7	
PMAMW04S-F-0608	6/20/08	1355	G	W	Y					2	2	1.0/1.3/2.7
												TEMP.:_____
												680-37869

Possible Hazard Identification
☐ Non-Hazard ☐ Flammable ☐ Skin Irritant ☐ Poison B ☐ Unknown ☐ Radiological

Sample Disposal (A fee may be assessed if samples are retained longer than 1 month)
☐ Return To Client ☐ Disposal By Lab ☐ Archive For _____ Months

Deliverable Requested: I, II, III, IV, Other (specify)

Special Instructions/QC Requirements:

Empty Kit Relinquished by:	Date:	Time:	Method of Shipment:

Relinquished by:	Date/Time:	Company	Received by:	Date/Time:	Company
Will Haviland	6/20/08 1600	URS Corp		062108 0947	TAS
Relinquished by:	Date/Time:	Company	Received by:	Date/Time:	Company
Relinquished by:	Date/Time:	Company	Received by:	Date/Time:	Company

Custody Seals Intact: Δ Yes Δ No	Custody Seal No.:	Cooler Temperature(s) °C and Other Remarks:

Appendix C

Quality Assurance Report

US EPA ARCHIVE DOCUMENT

QUALITY ASSURANCE REPORT

Solutia Inc.
W.G. Krummrich Facility
Sauget, Illinois

PCB Mobility and Migration Investigation
2nd Quarter 2008 Data Report

Prepared for

Solutia Inc.
575 Maryville Centre Drive
St. Louis, MO 63141

September 2008

URS Corporation
1001 Highland Plaza Drive West, Suite 300
St. Louis, MO 63100
(314) 429-0100
Project # 21561996.00002

1.0 INTRODUCTION 1

2.0 RECEIPT CONDITION AND SAMPLE HOLDING TIMES 3

3.0 TRIP BLANKS, LABORATORY METHOD AND EQUIPMENT BLANK SAMPLES 4

4.0 SURROGATE SPIKE RECOVERIES 4

5.0 LABORATORY CONTROL SAMPLES RECOVERIES 4

6.0 MATRIX SPIKE/MATRIX SPIKE DUPLICATE (MS/MSD) SAMPLES 4

7.0 FIELD DUPLICATE RESULTS 5

8.0 INTERNAL STANDARD RESPONSES 5

9.0 RESULTS REPORTED FROM DILUTIONS 5

1.0 INTRODUCTION

This Quality Assurance Report presents the findings of a review of analytical data for groundwater samples collected in June 2008 at the Solutia W.G. Krummrich plant as part of the 2nd Quarter 2008 PCB Mobility and Migration Investigation. The samples were collected by URS Corporation personnel and analyzed by Test America Laboratories located in Savannah, Georgia using USEPA methodologies. Samples were analyzed for volatile organic compounds (VOCs), semivolatile organic compounds (SVOCs), and polychlorinated biphenyls (PCBs).

One hundred percent of the data were subjected to a data quality review (Level III validation). The Level III validations were performed in order to confirm that the analytical data provided by Test America were acceptable in quality for their intended use.

A total of 11 samples (seven investigative groundwater samples, one field duplicate, one matrix spike and matrix spike duplicate (MS/MSD) pair, and one equipment blank) were analyzed by Test America. These samples were analyzed as Sample Delivery Groups (SDGs) KPM019 and KPM020, utilizing the following USEPA Methods:

- Method 8260B for VOCs (including dichlorobenzenes due to potential volatilization losses associated with Method 8270C).
- Method 8270C for SVOCs
- Method 680 for PCBs

In addition, two trip blanks were included in the coolers that contained samples for VOC analysis and were analyzed for VOCs by USEPA SW-846 Method 8260B. Samples were reviewed following procedures outlined in the USEPA Contract Laboratory Program National Functional Guidelines for Organic Data Review, October 1999, and the PCB Mobility and Migration Investigation, (October 2005).

The above guidelines provided the criteria to review the data. Additional quantitative criteria are given in the analytical methods. Qualifiers assigned by the data reviewer have been applied to the laboratory reporting forms (Form-1s). The qualifiers indicate data that did not meet acceptance criteria and corrective actions were not successful or not performed. The various qualifiers are explained in **Tables 1** and **2** below.

TABLE 1 Laboratory Data Qualifiers

Lab Qualifier	Definition
U	Analyte was not detected at or above the reporting limit.
*	LCS, LCSD, MS, MSD, MD or surrogate exceeds the control limits.
E	Result exceeded the calibration range, secondary dilution required.
D	Surrogate or matrix spike recoveries were not obtained because the extract was diluted for analysis; also compounds analyzed at a dilution will be flagged with a D.
J	Result is less than the RL but greater than or equal to the MDL and the concentration is an approximate value.
N	MS, MSD: Spike recovery exceeds upper or lower control limits.
H	Sample was prepped or analyzed beyond the specified holding time.
B	Compound was found in the blank and sample.
4	MS, MSD: The analyte present in the original sample is 4 times greater than the matrix spike concentration; therefore, control limits are not applicable.

TABLE 2 URS Data Qualifiers

URS Qualifier	Definition
U	The analyte was analyzed for but was not detected.
J	The analyte was positively identified; the associated numerical value is the approximate concentration of the analyte in the sample.
UJ	The analyte was not detected above the reported sample quantitation limit. However, the reported quantitation limit is approximate and may or may not represent the actual limit of quantitation necessary to accurately and precisely measure the analyte in the sample.
R	The sample results are rejected due to serious deficiencies in the ability to analyze the sample and meet quality control criteria. The presence or absence of the analyte cannot be verified.

Based on the criteria outlined, it is recommended that the results reported for these analyses be accepted for their intended use. Acceptable levels of accuracy, precision, and representativeness (based on MS/MSD, LCS, surrogate compounds and field duplicate results) were achieved for this data set, except where noted in this report. In addition, analytical completeness, defined to be the percentage of analytical results which are judged to be valid, including estimated detect (**J**) or estimated non-detect (**UJ**) values was 100 percent, which meets the completeness goal of 95 percent.

The data review included evaluation of the following criteria:

Organics

- Receipt condition and sample holding times
- Laboratory method blanks, field equipment blanks and trip blank samples
- Surrogate spike recoveries
- Laboratory control sample (LCS) recoveries
- Matrix Spike/Matrix Spike Duplicate (MS/MSD) sample recoveries and Relative Percent Difference (RPD) values
- Field duplicate results
- Results reported from dilutions
- Internal standard responses

2.0 RECEIPT CONDITION AND SAMPLE HOLDING TIMES

Sample holding time requirements for the analyses performed are presented in the methods and/or in the data review guidelines. Review of the sample collection, extraction and analysis dates involved comparing the chain-of-custody and the laboratory data summary forms for accuracy, consistency, and holding time compliance.

Extractions and/or analyses were completed within the recommended holding time requirements, no qualification of data was required. Professional judgment was used to evaluate and qualify samples. Samples PMAMW02M-0608, PMAMW02M-0608 and PMAMW02M-0608-AD were received by the laboratory with headspace in all VOA vials. Professional judgment was used to qualify these samples due to the potential loss (volatilization) of compounds from the sample. Professional judgment was also used to qualify the common laboratory contaminants acetone reported at concentrations less than two times (2X) the RL.

SDG	Field ID	Analyte	Qualification	Comments
KPM019	PMAMW01M-0608	All VOC detects/nondetects	**J/UJ**	Professional Judgment
KPM019	PMAMW02M-0608	All VOC detects/nondetects	**J/UJ**	Professional Judgment
KPM019	PMAMW02M-0608-AD	All VOC detects/nondetects	**J/UJ**	Professional Judgment
KPM020	PMAMW03M-0608	Acetone	**U**	Professional Judgment

3.0 TRIP BLANKS, LABORATORY METHOD BLANK AND EQUIPMENT BLANK SAMPLES

Trip blank samples are used to assess VOC cross contamination of samples during shipment to the laboratory. One trip blank was submitted with each cooler shipped containing samples for VOC analyses for a total of two trip blank samples. All analytes were not detected in the trip blanks.

Laboratory method blank samples evaluate the existence and magnitude of contamination problems resulting from laboratory activities. All laboratory method blank samples were analyzed at the method prescribed frequencies. No analytes were detected in any of the method blanks.

Equipment blank samples are used to assess the effectiveness of equipment decontamination procedures. All analytes were not detected in the equipment blank samples.

4.0 SURROGATE SPIKE RECOVERIES

Surrogate compounds are used to evaluate overall laboratory performance for sample preparation efficiency on a per sample basis. All samples analyzed for VOCs, SVOCs, and PCBs were spiked with surrogate compounds during sample preparation. USEPA National Functional Guidelines for Organic Data Review state how data is qualified, if surrogate spike recoveries do not meet evaluation criteria. Surrogate recoveries were within evaluation criteria with the exception of those surrogates in data reviews discussed further in **Appendix D**. No qualifications of data was required due to surrogate recoveries.

5.0 LABORATORY CONTROL SAMPLE RECOVERIES

Laboratory control samples (LCS) are analyzed with each analytical batch to assess the accuracy of the analytical process. All LCS recoveries were within evaluation criteria with the exception of the LCSs in the data reviews discussed further in **Appendix D**. No qualifications of data was required due to LCS recoveries.

6.0 MATRIX SPIKE/MATRIX SPIKE DUPLICATE (MS/MSD) SAMPLES

MS/MSD samples are analyzed to assess the accuracy and precision of the analytical process on an analytical sample in a particular matrix. MS/MSD samples were required to be collected at a frequency of one per 20 investigative samples in accordance with the work plan. URS Corporation submitted one MS/MSD sample set for seven investigative samples, meeting the work plan frequency requirement.

No qualifications were made to the data if the MS/MSD percent recoveries were zero due to dilutions or if the percent RPD was the only factor outside of criteria. Also, USEPA National Functional Guidelines for Organic Data Review (October 1999) states that organic data should not be qualified based on MS/MSD criteria alone. Therefore, if recoveries were outside evaluation criteria due to matrix interference or abundance of analytes, no qualifiers were assigned unless these analytes had other quality control criteria outside evaluation criteria.

Sample PMAMW01S-0608 was spiked and analyzed for VOCs, SVOCs, PCBs and filtered PCBs. MS/MSD

recoveries and RPDs that were outside evaluation criteria are discussed further in the data reviews in **Appendix D**. No qualification of data was required due to MS/MSD recoveries.

7.0 FIELD DUPLICATE RESULTS

Field duplicate results are used to evaluate precision of the entire data collection activity, including sampling, analysis and site heterogeneity. When results for both duplicate and sample values are greater than five times the practical quantitation limit (PQL), satisfactory precision is indicated by an RPD less than or equal to 25 percent for aqueous samples. Where one or both of the results of a field duplicate pair are reported at less than five times the PQL, satisfactory precision is indicated if the field duplicate results agree within 2.5 times the quantitation limit. Field duplicate results that do not meet these criteria may indicate unsatisfactory precision of the results.

One field duplicate sample was collected for the seven investigative samples. This satisfies the requirement in the work plan (one per 10 investigative samples or 10 percent). All field duplicate RPDs were within evaluation criteria.

8.0 INTERNAL STANDARD RESPONSES

Internal standard (IS) performance criteria ensure that the GC/MS sensitivity and response are stable during each analytical run. IS areas must be within -50 percent to +100 percent for VOCs and SVOCs. For the PCBs (Method 680), the IS areas must be within +/- 30 percent of the preceding calibration verification (CV) IS value. Also, the IS retention times must be within 30 seconds of the preceding IS CV retention time. If the IS area count is outside criteria, Method 680 indicates the mean IS area obtained during the initial calibration (ICAL) (+/- 50 percent) should be used.

The internal standards area responses for the VOCs, SVOCs and PCBs were verified for the data reviews. IS responses met the criteria as described above, in samples with the exception of the IS responses in the data reviews discussed further in **Appendix D**. Qualifications based on IS responses are listed in the table below.

Field ID	Parameter	Analyte	Qualification
PMAMW04S-0608	PBCs	Monochlorobiophenyl	J
PMAMW04S-0608	PBCs	Dichlorobiphenyl	J
PMAMW04S-0608	PBCs	Tetrachlorobiphenyl	J
PMAMW04S-0608	PBCs	Pentachlorobiphenyl	J
PMAMW04S-0608	PBCs	Hexachlorobiphenyl	J
PMAMW04S-0608	PBCs	Heptachorobiphenyl	J
PMAMW04S-0608	PBCs	Octachlorobiphenyl	J
PMAMW04S-0608	PBCs	Nonachlorobipheyl	J

9.0 RESULTS REPORTED FROM DILUTIONS

VOC, SVOC and PCB samples were diluted and reanalyzed due to the original results exceeding the calibration range of the instrument. These results were qualified by the laboratory with "E" qualifiers. Data

for the original runs were reported except for the data results that were "E" qualified. The samples that had "E" qualifiers were diluted and reanalyzed. The diluted sample results of the "E" qualifiers were the only results reported from the diluted samples.

US EPA ARCHIVE DOCUMENT

Appendix D

Groundwater Analytical Results

(and Data Review Sheets)

SDG KPM019

Results of Samples from Wells:

PMAMW01S
PMAMW01M
PMAMW02S
PMAMW02M

US EPA ARCHIVE DOCUMENT

US EPA ARCHIVE DOCUMENT

Solutia Krummrich Data Review

Laboratory SDG: KPM019

Reviewer: Tony Sedlacek

Date Reviewed: 8/25/2008

Guidance: USEPA Contract Laboratory Program National Functional Guidelines for Organic Data Review (USEPA 1999).

Applicable Work Plan: PCB Mobility and Migration Investigation (URS 2005)

Sample Identification #	Sample Identification #
TB01-0608	PMAMW01S-0608
PMAMW01S-F-0608	PMAMW01M-0608
PMAMW01M-F-0608	PMAMW02S-0608-EB
PMAMW02S-F-0608-EB	PMAMW02S-0608
PMAMW02S-F-0608	PMAMW02M-0608
PMAMW02M-F-0608	PMAMW02M-0608-AD
PMAMW02M-F-0608-AD	

1.0 Data Package Completeness

Were all items delivered as specified in the QAPP and COC?

Yes

2.0 Laboratory Case Narrative \ Cooler Receipt Form

Were problems noted in the laboratory case narrative or cooler receipt form?

Yes, the laboratory case narrative indicated that the LCS recovery for nitrobenzene was outside evaluation criteria. VOC and SVOC MS/MSD recoveries were outside evaluation criteria. The internal standard recoveries for chrysene-d_{12} were outside evaluation criteria in sample PMAM02M-F-0608. Some VOC samples were diluted due to high levels of target analytes. Samples were evaluated and qualified using professional judgment. These issues are addressed further in the appropriate sections below.

The cooler receipt form indicated that one out of two 1-Liter ambers for sample PMAMW02S-F-0608 was received broken by the laboratory. Sufficient sample volume was available to complete all requested analyses. Also, three out of three

VOA vials for samples PMAMW01M-0608, PMAMW02M-0608 and PMAMW02M-AD were received by the laboratory with headspace. A sample label discrepancy was discovered by the laboratory. Two sets of samples for PMAMW02S-0608 and PMAMW02S-F-0608 were received by the laboratory with two separate collection times. The laboratory notified URS and one sample set was supposed to be labeled as an equipment blank. The sample label discrepancy was addressed before samples were analyzed, no affect on data was encountered.

3.0 Holding Times

Were samples extracted/analyzed within QAPP limits?

Yes

Field ID	Parameter	Analyte	Qualification
N/A			

4.0 Blank Contamination

Were any analytes detected in the Method Blanks, Field Blanks or Trip Blanks?

No

Blank ID	Parameter	Analyte	Concentration	Units
N/A				

Qualifications due to blank contamination are included in the table below.

Field ID	Parameter	Analyte	New RL	Qualification
N/A				

5.0 Laboratory Control Sample

Were LCS recoveries within evaluation criteria?

No

LCS ID	Parameter	Analyte	LCS Recovery	RPD	LCS Criteria
LCS 680109883/15-A	SVOCs	Nitrobenzene	**132**	N/A	46-110

US EPA ARCHIVE DOCUMENT

Analytical data that required qualification based on LCS data are included in the table below.

Field ID	Parameter	Analyte	Qualification
N/A			

6.0 Surrogate Recoveries

Were surrogate recoveries within evaluation criteria?

Yes

Field ID	Parameter	Surrogate	Recovery	Criteria
N/A				

Analytical data that required qualification based on surrogate data are included in the table below.

Field ID	Parameter	Analyte	Qualification
N/A			

7.0 Matrix Spike and Matrix Spike Duplicate Recoveries

Were MS/MSD samples reported as part of this SDG?

Yes, sample PMAMW01S-0608 was spiked and analyzed for VOCs, SVOCs, and PCBs. Sample PMAMW01S-F-0608 was spiked and analyzed for PCBs.

Were MS/MSD recoveries within evaluation criteria?

No

MS/MSD ID	Parameter	Analyte	MS/MSD Recovery	RPD	MS/MSD/RPD Criteria
PMAMW01S-0608	VOCs	1,4-Dichlorobenzene	**135/135**	0	81-122/30
PMAMW01S-0608	SVOCs	Nitrobenzene	**149/147**	**1**	46-110/40

Analytical data that required qualification based on MS/MSD data are included in the table below. USEPA National Functional Guidelines for Organic Data Review indicates that organic data should not be qualified based on MS/MSD data alone and LCS recoveries were within evaluation criteria, therefore no qualification of the data was required. Although, the LCS recovery for nitrobenzene was also outside evaluation criteria, however the LCS and MS/MSD recoveries were above evaluation

US EPA ARCHIVE DOCUMENT

criteria indicating a high bias. All nitrobenzene results were nondetect in all samples, no qualifications were required.

Field ID	Parameter	Analyte	Qualification
N/A			

8.0 Internal Standard (IS) Recoveries

Were internal standard area recoveries within evaluation criteria?

No

Field ID	Parameter	Analyte	IS Area Recovery	IS Criteria
PMAMW02M-F-0608	PCBs	Chrysene-d_{12}	**102011**	53792-99900

Analytical data that required qualification based on IS data are included in the table below. Internal standard areas outside criteria in quality control samples did not require qualification. Analytical data which were reported as nondetect and associated with internal standard recoveries above evaluation criteria, indicating a possible high bias, did not require qualification. Internal standard areas for chrysene-d_{12} recovered within the initial calibration average internal standard area for sample PMAMW02M-F-0608; therefore, no qualification of data was required.

Field ID	Parameter	Analyte	Qualification
N/A			

9.0 Laboratory Duplicate Results

Were laboratory duplicate samples collected as part of this SDG?

No

Were laboratory duplicate sample RPDs within criteria?

N/A

Field ID	Parameter	Analyte	RPD	Criteria
N/A				

Data qualified due to outlying laboratory duplicate recoveries are identified below:

Field ID	Parameter	Analyte	Qualification
N/A			

US EPA ARCHIVE DOCUMENT

US EPA ARCHIVE DOCUMENT

10.0 Field Duplicate Results

Were field duplicate samples collected as part of this SDG?

Yes

Field ID	Field Duplicate ID
PMAMW02M-0608	PMAMW02M-0608-AD

Were field duplicates within evaluation criteria?

Yes

Field ID	Field Duplicate ID	Parameter	Analyte	RPD	Qualification
N/A					

11.0 Sample Dilutions

For samples that were diluted and nondetect, were undiluted results also reported?

No

The following table identifies the analyses which were reported as nondetect, diluted, and an undiluted run ***was not*** reported:

Field ID	Parameter	Dilution Factor
PMAMW01M-0608	VOCs	10
PMAMW02M-0608	VOCs	50
PMAMW02M-0608-AD	VOCs	100

12.0 Additional Qualifications

Were additional qualifications applied?

Yes

Samples PMAMW02M-0608, PMAMW02M-0608 and PMAMW02M-0608-AD were received by the laboratory with headspace in all VOA vials. Professional judgment was used to qualify these samples due to the potential loss (volatilization) of compounds from the sample.

Field ID	Analyte	Qualification	Comments
PMAMW01M-0608	All VOC detects/nondetects	**J/UJ**	Professional Judgment
PMAMW02M-0608	All VOC detects/nondetects	**J/UJ**	Professional Judgment
PMAMW02M-0608-AD	All VOC detects/nondetects	**J/UJ**	Professional Judgment

US EPA ARCHIVE DOCUMENT

SAMPLE SUMMARY

Client: Solutia Inc.

Job Number: 680-37811-1
Sdg Number: KPM019

Lab Sample ID	Client Sample ID	Client Matrix	Date/Time Sampled	Date/Time Received
680-37811-1TB	TB01-0608	Water	06/19/2008 0000	06/20/2008 0905
680-37811-2	PMAMW01S-0608	Water	06/19/2008 0910	06/20/2008 0905
680-37811-2MS	PMAMW01S-0608	Water	06/19/2008 0910	06/20/2008 0905
680-37811-2MSD	PMAMW01S-0608	Water	06/19/2008 0910	06/20/2008 0905
680-37811-3	PMAMW01S-F-0608	Water	06/19/2008 0910	06/20/2008 0905
680-37811-3MS	PMAMW01S-F-0608	Water	06/19/2008 0910	06/20/2008 0905
680-37811-3MSD	PMAMW01S-F-0608	Water	06/19/2008 0910	06/20/2008 0905
680-37811-4	PMAMW01M-0608	Water	06/19/2008 1130	06/20/2008 0905
680-37811-5	PMAMW01M-F-0608	Water	06/19/2008 1130	06/20/2008 0905
680-37811-6EB	PMAMW02S-0608-EB	Water	06/19/2008 1220	06/20/2008 0905
680-37811-7EB	PMAMW02S-F-0608-EB	Water	06/19/2008 1220	06/20/2008 0905
680-37811-8	PMAMW02S-0608	Water	06/19/2008 1315	06/20/2008 0905
680-37811-9	PMAMW02S-F-0608	Water	06/19/2008 1315	06/20/2008 0905
680-37811-10	PMAMW02M-0608	Water	06/19/2008 1420	06/20/2008 0905
680-37811-11	PMAMW02M-F-0608	Water	06/19/2008 1420	06/20/2008 0905
680-37811-12FD	PMAMW02M-0608-AD	Water	06/19/2008 1420	06/20/2008 0905
680-37811-13FD	PMAMW02M-F-0608-AD	Water	06/19/2008 1420	06/20/2008 0905

US EPA ARCHIVE DOCUMENT

US EPA ARCHIVE DOCUMENT

SAMPLE RESULTS

Client: Solutia Inc.

Job Number: 680-37811-1
Sdg Number: KPM019

Client Sample ID: TB01-0608

Lab Sample ID: 680-37811-1TB
Client Matrix: Water

Date Sampled: 06/19/2008 0000
Date Received: 06/20/2008 0905

8260B Volatile Organic Compounds by GC/MS

Method: 8260B
Preparation: 5030B
Dilution: 1.0
Date Analyzed: 07/01/2008 1154
Date Prepared: 07/01/2008 1154

Analysis Batch: 680-110507

Instrument ID: GC/MS Volatiles - P
Lab File ID: p0891.d
Initial Weight/Volume: 5 mL
Final Weight/Volume: 5 mL

Analyte	Result (ug/L)	Qualifier	RL
Acetone	25	U	25
Acetonitrile	40	U	40
Acrolein	20	U	20
Acrylonitrile	20	U	20
Benzene	1.0	U	1.0
Bromoform	1.0	U	1.0
Bromomethane	1.0	U	1.0
Carbon disulfide	2.0	U	2.0
Carbon tetrachloride	1.0	U	1.0
Chlorobenzene	1.0	U	1.0
2-Chloro-1,3-butadiene	1.0	U	1.0
Chlorodibromomethane	1.0	U	1.0
Chloroethane	1.0	U	1.0
Chloroform	1.0	U	1.0
Chloromethane	1.0	U	1.0
3-Chloro-1-propene	1.0	U	1.0
cis-1,3-Dichloropropene	1.0	U	1.0
1,2-Dibromo-3-Chloropropane	1.0	U	1.0
Dibromomethane	1.0	U	1.0
1,2-Dichlorobenzene	1.0	U	1.0
1,3-Dichlorobenzene	1.0	U	1.0
1,4-Dichlorobenzene	1.0	U	1.0
Dichlorobromomethane	1.0	U	1.0
Dichlorodifluoromethane	1.0	U	1.0
1,1-Dichloroethane	1.0	U	1.0
1,2-Dichloroethane	1.0	U	1.0
1,1-Dichloroethene	1.0	U	1.0
1,2-Dichloropropane	1.0	U	1.0
Ethylbenzene	1.0	U	1.0
Ethylene Dibromide	1.0	U	1.0
Ethyl methacrylate	1.0	U	1.0
2-Hexanone	10	U	10
Iodomethane	5.0	U	5.0
Isobutyl alcohol	40	U	40
Methacrylonitrile	20	U	20
Methylene Chloride	5.0	U	5.0
2-Butanone (MEK)	10	U	10
4-Methyl-2-pentanone (MIBK)	10	U	10
Methyl methacrylate	1.0	U	1.0
Pentachloroethane	5.0	U	5.0
Propionitrile	20	U	20
Styrene	1.0	U	1.0
1,1,1,2-Tetrachloroethane	1.0	U	1.0
1,1,2,2-Tetrachloroethane	1.0	U	1.0

US EPA ARCHIVE DOCUMENT

Client: Solutia Inc.

Job Number: 680-37811-1
Sdg Number: KPM019

Client Sample ID: TB01-0608

Lab Sample ID: 680-37811-1TB
Client Matrix: Water

Date Sampled: 06/19/2008 0000
Date Received: 06/20/2008 0905

8260B Volatile Organic Compounds by GC/MS

Method: 8260B
Preparation: 5030B
Dilution: 1.0
Date Analyzed: 07/01/2008 1154
Date Prepared: 07/01/2008 1154

Analysis Batch: 680-110507

Instrument ID: GC/MS Volatiles - P
Lab File ID: p0891.d
Initial Weight/Volume: 5 mL
Final Weight/Volume: 5 mL

Analyte	Result (ug/L)	Qualifier	RL
Tetrachloroethene	1.0	U	1.0
Toluene	1.0	U	1.0
trans-1,4-Dichloro-2-butene	2.0	U	2.0
trans-1,2-Dichloroethene	1.0	U	1.0
trans-1,3-Dichloropropene	1.0	U	1.0
1,1,1-Trichloroethane	1.0	U	1.0
1,1,2-Trichloroethane	1.0	U	1.0
Trichloroethene	1.0	U	1.0
Trichlorofluoromethane	1.0	U	1.0
1,2,3-Trichloropropane	1.0	U	1.0
Vinyl acetate	2.0	U	2.0
Vinyl chloride	1.0	U	1.0
Xylenes, Total	2.0	U	2.0

Surrogate	%Rec	Acceptance Limits
4-Bromofluorobenzene	86	75 - 120
Dibromofluoromethane	101	75 - 121
Toluene-d8 (Surr)	92	75 - 120

US EPA ARCHIVE DOCUMENT

Client: Solutia Inc.

Job Number: 680-37811-1
Sdg Number: KPM019

Client Sample ID: **PMAMW01S-0608**

Lab Sample ID: 680-37811-2
Client Matrix: Water

Date Sampled: 06/19/2008 0910
Date Received: 06/20/2008 0905

8260B Volatile Organic Compounds by GC/MS

Method: 8260B
Preparation: 5030B
Dilution: 1.0
Date Analyzed: 07/01/2008 1253
Date Prepared: 07/01/2008 1253

Analysis Batch: 680-110507

Instrument ID: GC/MS Volatiles - P
Lab File ID: p0895.d
Initial Weight/Volume: 5 mL
Final Weight/Volume: 5 mL

Analyte	Result (ug/L)	Qualifier	RL
Acetone	25	U	25
Acetonitrile	40	U	40
Acrolein	20	U	20
Acrylonitrile	20	U	20
Benzene	1.0	U	1.0
Bromoform	1.0	U	1.0
Bromomethane	1.0	U	1.0
Carbon disulfide	2.0	U	2.0
Carbon tetrachloride	1.0	U	1.0
Chlorobenzene	85		1.0
2-Chloro-1,3-butadiene	1.0	U	1.0
Chlorodibromomethane	1.0	U	1.0
Chloroethane	1.0	U	1.0
Chloroform	1.0	U	1.0
Chloromethane	1.0	U	1.0
3-Chloro-1-propene	1.0	U	1.0
cis-1,3-Dichloropropene	1.0	U	1.0
1,2-Dibromo-3-Chloropropane	1.0	U	1.0
Dibromomethane	1.0	U	1.0
1,2-Dichlorobenzene	1.6		1.0
1,3-Dichlorobenzene	2.2		1.0
1,4-Dichlorobenzene	58		1.0
Dichlorobromomethane	1.0	U	1.0
Dichlorodifluoromethane	1.0	U	1.0
1,1-Dichloroethane	1.0	U	1.0
1,2-Dichloroethane	1.0	U	1.0
1,1-Dichloroethene	1.0	U	1.0
1,2-Dichloropropane	1.0	U	1.0
Ethylbenzene	1.0	U	1.0
Ethylene Dibromide	1.0	U	1.0
Ethyl methacrylate	1.0	U	1.0
2-Hexanone	10	U	10
Iodomethane	5.0	U	5.0
Isobutyl alcohol	40	U	40
Methacrylonitrile	20	U	20
Methylene Chloride	5.0	U	5.0
2-Butanone (MEK)	10	U	10
4-Methyl-2-pentanone (MIBK)	10	U	10
Methyl methacrylate	1.0	U	1.0
Pentachloroethane	5.0	U	5.0
Propionitrile	20	U	20
Styrene	1.0	U	1.0
1,1,1,2-Tetrachloroethane	1.0	U	1.0
1,1,2,2-Tetrachloroethane	1.0	U	1.0

US EPA ARCHIVE DOCUMENT

Client: Solutia Inc.

Job Number: 680-37811-1
Sdg Number: KPM019

Client Sample ID: **PMAMW01S-0608**

Lab Sample ID: 680-37811-2
Client Matrix: Water

Date Sampled: 06/19/2008 0910
Date Received: 06/20/2008 0905

8260B Volatile Organic Compounds by GC/MS

Method: 8260B
Preparation: 5030B
Dilution: 1.0
Date Analyzed: 07/01/2008 1253
Date Prepared: 07/01/2008 1253

Analysis Batch: 680-110507

Instrument ID: GC/MS Volatiles - P
Lab File ID: p0895.d
Initial Weight/Volume: 5 mL
Final Weight/Volume: 5 mL

Analyte	Result (ug/L)	Qualifier	RL
Tetrachloroethene	1.0	U	1.0
Toluene	1.0	U	1.0
trans-1,4-Dichloro-2-butene	2.0	U	2.0
trans-1,2-Dichloroethene	1.0	U	1.0
trans-1,3-Dichloropropene	1.0	U	1.0
1,1,1-Trichloroethane	1.0	U	1.0
1,1,2-Trichloroethane	1.0	U	1.0
Trichloroethene	1.0	U	1.0
Trichlorofluoromethane	1.0	U	1.0
1,2,3-Trichloropropane	1.0	U	1.0
Vinyl acetate	2.0	U	2.0
Vinyl chloride	1.0	U	1.0
Xylenes, Total	2.0	U	2.0

Surrogate	%Rec	Acceptance Limits
4-Bromofluorobenzene	89	75 - 120
Dibromofluoromethane	98	75 - 121
Toluene-d8 (Surr)	93	75 - 120

US EPA ARCHIVE DOCUMENT

Client: Solutia Inc.

Job Number: 680-37811-1
Sdg Number: KPM019

Client Sample ID: **PMAMW01M-0608**

Lab Sample ID: 680-37811-4
Client Matrix: Water

Date Sampled: 06/19/2008 1130
Date Received: 06/20/2008 0905

8260B Volatile Organic Compounds by GC/MS

Method: 8260B
Preparation: 5030B
Dilution: 10
Date Analyzed: 07/01/2008 1421
Date Prepared: 07/01/2008 1421

Analysis Batch: 680-110507

Instrument ID: GC/MS Volatiles - P
Lab File ID: p0901.d
Initial Weight/Volume: 5 mL
Final Weight/Volume: 5 mL

Analyte	Result (ug/L)	Qualifier	RL
Acetone	250	U	250
Acetonitrile	400	U	400
Acrolein	200	U	200
Acrylonitrile	200	U	200
Benzene	560	J	10
Bromoform	10	U	10
Bromomethane	10	U	10
Carbon disulfide	20	U	20
Carbon tetrachloride	10	U	10
Chlorobenzene	1300	J	10
2-Chloro-1,3-butadiene	10	U	10
Chlorodibromomethane	10	U	10
Chloroethane	10	U	10
Chloroform	10	U	10
Chloromethane	10	U	10
3-Chloro-1-propene	10	U	10
cis-1,3-Dichloropropene	10	U	10
1,2-Dibromo-3-Chloropropane	10	U	10
Dibromomethane	10	U	10
1,2-Dichlorobenzene	10	U	10
1,3-Dichlorobenzene	10	U	10
1,4-Dichlorobenzene	10	U	10
Dichlorobromomethane	10	U	10
Dichlorodifluoromethane	10	U	10
1,1-Dichloroethane	10	U	10
1,2-Dichloroethane	10	U	10
1,1-Dichloroethene	10	U	10
1,2-Dichloropropane	10	U	10
Ethylbenzene	10	U	10
Ethylene Dibromide	10	U	10
Ethyl methacrylate	10	U	10
2-Hexanone	100	U	100
Iodomethane	50	U	50
Isobutyl alcohol	400	U	400
Methacrylonitrile	200	U	200
Methylene Chloride	50	U	50
2-Butanone (MEK)	100	U	100
4-Methyl-2-pentanone (MIBK)	100	U	100
Methyl methacrylate	10	U	10
Pentachloroethane	50	U	50
Propionitrile	200	U	200
Styrene	10	U	10
1,1,1,2-Tetrachloroethane	10	U	10
1,1,2,2-Tetrachloroethane	10	U	10

US EPA ARCHIVE DOCUMENT

Client: Solutia Inc.

Job Number: 680-37811-1
Sdg Number: KPM019

Client Sample ID: **PMAMW01M-0608**

Lab Sample ID: 680-37811-4
Client Matrix: Water

Date Sampled: 06/19/2008 1130
Date Received: 06/20/2008 0905

8260B Volatile Organic Compounds by GC/MS

Method: 8260B
Preparation: 5030B
Dilution: 10
Date Analyzed: 07/01/2008 1421
Date Prepared: 07/01/2008 1421

Analysis Batch: 680-110507

Instrument ID: GC/MS Volatiles - P
Lab File ID: p0901.d
Initial Weight/Volume: 5 mL
Final Weight/Volume: 5 mL

Analyte	Result (ug/L)	Qualifier	RL
Tetrachloroethene	10	U — "UJ"	10
Toluene	10	U	10
trans-1,4-Dichloro-2-butene	20	U	20
trans-1,2-Dichloroethene	10	U	10
trans-1,3-Dichloropropene	10	U	10
1,1,1-Trichloroethane	10	U	10
1,1,2-Trichloroethane	10	U	10
Trichloroethene	10	U	10
Trichlorofluoromethane	10	U	10
1,2,3-Trichloropropane	10	U	10
Vinyl acetate	20	U	20
Vinyl chloride	10	U — "UJ"	10
Xylenes, Total	21	"J"	20

Surrogate	%Rec	Acceptance Limits
4-Bromofluorobenzene	91	75 - 120
Dibromofluoromethane	89	75 - 121
Toluene-d8 (Surr)	97	75 - 120

US EPA ARCHIVE DOCUMENT

Client: Solutia Inc.

Job Number: 680-37811-1
Sdg Number: KPM019

Client Sample ID: **PMAMW02S-0608-EB**

Lab Sample ID: 680-37811-6EB
Client Matrix: Water

Date Sampled: 06/19/2008 1220
Date Received: 06/20/2008 0905

8260B Volatile Organic Compounds by GC/MS

Method: 8260B
Preparation: 5030B
Dilution: 1.0
Date Analyzed: 07/01/2008 1322
Date Prepared: 07/01/2008 1322

Analysis Batch: 680-110507

Instrument ID: GC/MS Volatiles - P
Lab File ID: p0897.d
Initial Weight/Volume: 5 mL
Final Weight/Volume: 5 mL

Analyte	Result (ug/L)	Qualifier	RL
Acetone	25	U	25
Acetonitrile	40	U	40
Acrolein	20	U	20
Acrylonitrile	20	U	20
Benzene	1.0	U	1.0
Bromoform	1.0	U	1.0
Bromomethane	1.0	U	1.0
Carbon disulfide	2.0	U	2.0
Carbon tetrachloride	1.0	U	1.0
Chlorobenzene	1.0	U	1.0
2-Chloro-1,3-butadiene	1.0	U	1.0
Chlorodibromomethane	1.0	U	1.0
Chloroethane	1.0	U	1.0
Chloroform	1.0	U	1.0
Chloromethane	1.0	U	1.0
3-Chloro-1-propene	1.0	U	1.0
cis-1,3-Dichloropropene	1.0	U	1.0
1,2-Dibromo-3-Chloropropane	1.0	U	1.0
Dibromomethane	1.0	U	1.0
1,2-Dichlorobenzene	1.0	U	1.0
1,3-Dichlorobenzene	1.0	U	1.0
1,4-Dichlorobenzene	1.0	U	1.0
Dichlorobromomethane	1.0	U	1.0
Dichlorodifluoromethane	1.0	U	1.0
1,1-Dichloroethane	1.0	U	1.0
1,2-Dichloroethane	1.0	U	1.0
1,1-Dichloroethene	1.0	U	1.0
1,2-Dichloropropane	1.0	U	1.0
Ethylbenzene	1.0	U	1.0
Ethylene Dibromide	1.0	U	1.0
Ethyl methacrylate	1.0	U	1.0
2-Hexanone	10	U	10
Iodomethane	5.0	U	5.0
Isobutyl alcohol	40	U	40
Methacrylonitrile	20	U	20
Methylene Chloride	5.0	U	5.0
2-Butanone (MEK)	10	U	10
4-Methyl-2-pentanone (MIBK)	10	U	10
Methyl methacrylate	1.0	U	1.0
Pentachloroethane	5.0	U	5.0
Propionitrile	20	U	20
Styrene	1.0	U	1.0
1,1,1,2-Tetrachloroethane	1.0	U	1.0
1,1,2,2-Tetrachloroethane	1.0	U	1.0

US EPA ARCHIVE DOCUMENT

Client: Solutia Inc.

Job Number: 680-37811-1
Sdg Number: KPM019

Client Sample ID: **PMAMW02S-0608-EB**

Lab Sample ID: 680-37811-6EB
Client Matrix: Water

Date Sampled: 06/19/2008 1220
Date Received: 06/20/2008 0905

8260B Volatile Organic Compounds by GC/MS

Method: 8260B
Preparation: 5030B
Dilution: 1.0
Date Analyzed: 07/01/2008 1322
Date Prepared: 07/01/2008 1322

Analysis Batch: 680-110507

Instrument ID: GC/MS Volatiles - P
Lab File ID: p0897.d
Initial Weight/Volume: 5 mL
Final Weight/Volume: 5 mL

Analyte	Result (ug/L)	Qualifier	RL
Tetrachloroethene	1.0	U	1.0
Toluene	1.0	U	1.0
trans-1,4-Dichloro-2-butene	2.0	U	2.0
trans-1,2-Dichloroethene	1.0	U	1.0
trans-1,3-Dichloropropene	1.0	U	1.0
1,1,1-Trichloroethane	1.0	U	1.0
1,1,2-Trichloroethane	1.0	U	1.0
Trichloroethene	1.0	U	1.0
Trichlorofluoromethane	1.0	U	1.0
1,2,3-Trichloropropane	1.0	U	1.0
Vinyl acetate	2.0	U	2.0
Vinyl chloride	1.0	U	1.0
Xylenes, Total	2.0	U	2.0

Surrogate	%Rec	Acceptance Limits
4-Bromofluorobenzene	88	75 - 120
Dibromofluoromethane	96	75 - 121
Toluene-d8 (Surr)	94	75 - 120

US EPA ARCHIVE DOCUMENT

Client: Solutia Inc.

Job Number: 680-37811-1
Sdg Number: KPM019

Client Sample ID: **PMAMW02S-0608**

Lab Sample ID: 680-37811-8
Client Matrix: Water

Date Sampled: 06/19/2008 1315
Date Received: 06/20/2008 0905

8260B Volatile Organic Compounds by GC/MS

Method: 8260B
Preparation: 5030B
Dilution: 1.0
Date Analyzed: 07/01/2008 1352
Date Prepared: 07/01/2008 1352

Analysis Batch: 680-110507

Instrument ID: GC/MS Volatiles - P
Lab File ID: p0899.d
Initial Weight/Volume: 5 mL
Final Weight/Volume: 5 mL

Analyte	Result (ug/L)	Qualifier	RL
Acetone	25	U	25
Acetonitrile	40	U	40
Acrolein	20	U	20
Acrylonitrile	20	U	20
Benzene	1.0	U	1.0
Bromoform	1.0	U	1.0
Bromomethane	1.0	U	1.0
Carbon disulfide	2.0	U	2.0
Carbon tetrachloride	1.0	U	1.0
Chlorobenzene	1.2		1.0
2-Chloro-1,3-butadiene	1.0	U	1.0
Chlorodibromomethane	1.0	U	1.0
Chloroethane	1.0	U	1.0
Chloroform	1.0	U	1.0
Chloromethane	1.0	U	1.0
3-Chloro-1-propene	1.0	U	1.0
cis-1,3-Dichloropropene	1.0	U	1.0
1,2-Dibromo-3-Chloropropane	1.0	U	1.0
Dibromomethane	1.0	U	1.0
1,2-Dichlorobenzene	1.3		1.0
1,3-Dichlorobenzene	1.0	U	1.0
1,4-Dichlorobenzene	1.4		1.0
Dichlorobromomethane	1.0	U	1.0
Dichlorodifluoromethane	1.0	U	1.0
1,1-Dichloroethane	1.0	U	1.0
1,2-Dichloroethane	1.0	U	1.0
1,1-Dichloroethene	1.0	U	1.0
1,2-Dichloropropane	1.0	U	1.0
Ethylbenzene	1.0	U	1.0
Ethylene Dibromide	1.0	U	1.0
Ethyl methacrylate	1.0	U	1.0
2-Hexanone	10	U	10
Iodomethane	5.0	U	5.0
Isobutyl alcohol	40	U	40
Methacrylonitrile	20	U	20
Methylene Chloride	5.0	U	5.0
2-Butanone (MEK)	10	U	10
4-Methyl-2-pentanone (MIBK)	10	U	10
Methyl methacrylate	1.0	U	1.0
Pentachloroethane	5.0	U	5.0
Propionitrile	20	U	20
Styrene	1.0	U	1.0
1,1,1,2-Tetrachloroethane	1.0	U	1.0
1,1,2,2-Tetrachloroethane	1.0	U	1.0

US EPA ARCHIVE DOCUMENT

Client: Solutia Inc.

Job Number: 680-37811-1
Sdg Number: KPM019

Client Sample ID: **PMAMW02S-0608**

Lab Sample ID: 680-37811-8
Client Matrix: Water

Date Sampled: 06/19/2008 1315
Date Received: 06/20/2008 0905

8260B Volatile Organic Compounds by GC/MS

Method: 8260B
Preparation: 5030B
Dilution: 1.0
Date Analyzed: 07/01/2008 1352
Date Prepared: 07/01/2008 1352

Analysis Batch: 680-110507

Instrument ID: GC/MS Volatiles - P
Lab File ID: p0899.d
Initial Weight/Volume: 5 mL
Final Weight/Volume: 5 mL

Analyte	Result (ug/L)	Qualifier	RL
Tetrachloroethene	1.0	U	1.0
Toluene	1.0	U	1.0
trans-1,4-Dichloro-2-butene	2.0	U	2.0
trans-1,2-Dichloroethene	1.0	U	1.0
trans-1,3-Dichloropropene	1.0	U	1.0
1,1,1-Trichloroethane	1.0	U	1.0
1,1,2-Trichloroethane	1.0	U	1.0
Trichloroethene	1.0	U	1.0
Trichlorofluoromethane	1.0	U	1.0
1,2,3-Trichloropropane	1.0	U	1.0
Vinyl acetate	2.0	U	2.0
Vinyl chloride	1.0	U	1.0
Xylenes, Total	2.0	U	2.0

Surrogate	%Rec	Acceptance Limits
4-Bromofluorobenzene	89	75 - 120
Dibromofluoromethane	96	75 - 121
Toluene-d8 (Surr)	94	75 - 120

US EPA ARCHIVE DOCUMENT

* Do Not Use this data. Report all other data.

Analytical Data

Client: Solutia Inc.

Job Number: 680-37811-1
Sdg Number: KPM019

Client Sample ID: **PMAMW02M-0608**

Lab Sample ID: 680-37811-10
Client Matrix: Water

Date Sampled: 06/19/2008 1420
Date Received: 06/20/2008 0905

8260B Volatile Organic Compounds by GC/MS

Method: 8260B
Preparation: 5030B
Dilution: 50
Date Analyzed: 07/01/2008 1450
Date Prepared: 07/01/2008 1450

Analysis Batch: 680-110507

Instrument ID: GC/MS Volatiles - P
Lab File ID: p0903.d
Initial Weight/Volume: 5 mL
Final Weight/Volume: 5 mL

Analyte	Result (ug/L)	Qualifier	RL
Acetone	1200	U — "uJ"	1200
Acetonitrile	2000	U	2000
Acrolein	1000	U	1000
Acrylonitrile	1000	U — "uJ"	1000
Benzene	5500	"J"	50
Bromoform	50	U — "uJ"	50
Bromomethane	50	U	50
Carbon disulfide	100	U	100
Carbon tetrachloride	50	U — "uJ"	50
~~Chlorobenzene~~	~~11000~~	~~E~~	~~50~~
2-Chloro-1,3-butadiene	50	U — "uJ"	50
Chlorodibromomethane	50	U	50
Chloroethane	50	U	50
Chloroform	50	U	50
Chloromethane	50	U	50
3-Chloro-1-propene	50	U	50
cis-1,3-Dichloropropene	50	U	50
1,2-Dibromo-3-Chloropropane	50	U	50
Dibromomethane	50	U	50
1,2-Dichlorobenzene	50	U	50
1,3-Dichlorobenzene	50	U	50
1,4-Dichlorobenzene	50	U	50
Dichlorobromomethane	50	U	50
Dichlorodifluoromethane	50	U	50
1,1-Dichloroethane	50	U	50
1,2-Dichloroethane	50	U	50
1,1-Dichloroethene	50	U	50
1,2-Dichloropropane	50	U	50
Ethylbenzene	50	U	50
Ethylene Dibromide	50	U	50
Ethyl methacrylate	50	U	50
2-Hexanone	500	U	500
Iodomethane	250	U	250
Isobutyl alcohol	2000	U	2000
Methacrylonitrile	1000	U	1000
Methylene Chloride	250	U	250
2-Butanone (MEK)	500	U	500
4-Methyl-2-pentanone (MIBK)	500	U	500
Methyl methacrylate	50	U	50
Pentachloroethane	250	U	250
Propionitrile	1000	U	1000
Styrene	50	U	50
1,1,1,2-Tetrachloroethane	50	U	50
1,1,2,2-Tetrachloroethane	50	U — "uJ"	50

Client: Solutia Inc.

Job Number: 680-37811-1
Sdg Number: KPM019

Client Sample ID: **PMAMW02M-0608**

Lab Sample ID: 680-37811-10
Client Matrix: Water

Date Sampled: 06/19/2008 1420
Date Received: 06/20/2008 0905

8260B Volatile Organic Compounds by GC/MS

Method: 8260B
Preparation: 5030B
Dilution: 50
Date Analyzed: 07/01/2008 1450
Date Prepared: 07/01/2008 1450

Analysis Batch: 680-110507

Instrument ID: GC/MS Volatiles - P
Lab File ID: p0903.d
Initial Weight/Volume: 5 mL
Final Weight/Volume: 5 mL

Analyte	Result (ug/L)	Qualifier	RL
Tetrachloroethene	50	U — "UJ"	50
Toluene	50	U	50
trans-1,4-Dichloro-2-butene	100	U	100
trans-1,2-Dichloroethene	50	U	50
trans-1,3-Dichloropropene	50	U	50
1,1,1-Trichloroethane	50	U	50
1,1,2-Trichloroethane	50	U	50
Trichloroethene	50	U	50
Trichlorofluoromethane	50	U	50
1,2,3-Trichloropropane	50	U	50
Vinyl acetate	100	U	100
Vinyl chloride	50	U	50
Xylenes, Total	100	U — "UJ"	100

Surrogate	%Rec	Acceptance Limits
4-Bromofluorobenzene	92	75 - 120
Dibromofluoromethane	88	75 - 121
Toluene-d8 (Surr)	95	75 - 120

* Use this data only. All other data was reported from the 50X dilution

Analytical Data

Client: Solutia Inc.

Job Number: 680-37811-1
Sdg Number: KPM019

Client Sample ID: **PMAMW02M-0608**

Lab Sample ID: 680-37811-10
Client Matrix: Water

Date Sampled: 06/19/2008 1420
Date Received: 06/20/2008 0905

8260B Volatile Organic Compounds by GC/MS

Method: 8260B
Preparation: 5030B
Dilution: 100
Date Analyzed: 07/01/2008 1648
Date Prepared: 07/01/2008 1648

Analysis Batch: 680-110507
Run Type: DL

Instrument ID: GC/MS Volatiles - P
Lab File ID: p0911.d
Initial Weight/Volume: 5 mL
Final Weight/Volume: 5 mL

Analyte	Result (ug/L)	Qualifier	RL
Acetone	2500	U	2500
Acetonitrile	4000	U	4000
Acrolein	2000	U	2000
Acrylonitrile	2000	U	2000
Benzene	4800	D	100
Bromoform	100	U	100
Bromomethane	100	U	100
Carbon disulfide	200	U	200
Carbon tetrachloride	100	U	100
Chlorobenzene	10000	D	100
2-Chloro-1,3-butadiene	100	U	100
Chlorodibromomethane	100	U	100
Chloroethane	100	U	100
Chloroform	100	U	100
Chloromethane	100	U	100
3-Chloro-1-propene	100	U	100
cis-1,3-Dichloropropene	100	U	100
1,2-Dibromo-3-Chloropropane	100	U	100
Dibromomethane	100	U	100
1,2-Dichlorobenzene	100	U	100
1,3-Dichlorobenzene	100	U	100
1,4-Dichlorobenzene	100	U	100
Dichlorobromomethane	100	U	100
Dichlorodifluoromethane	100	U	100
1,1-Dichloroethane	100	U	100
1,2-Dichloroethane	100	U	100
1,1-Dichloroethene	100	U	100
1,2-Dichloropropane	100	U	100
Ethylbenzene	100	U	100
Ethylene Dibromide	100	U	100
Ethyl methacrylate	100	U	100
2-Hexanone	1000	U	1000
Iodomethane	500	U	500
Isobutyl alcohol	4000	U	4000
Methacrylonitrile	2000	U	2000
Methylene Chloride	500	U	500
2-Butanone (MEK)	1000	U	1000
4-Methyl-2-pentanone (MIBK)	1000	U	1000
Methyl methacrylate	100	U	100
Pentachloroethane	500	U	500
Propionitrile	2000	U	2000
Styrene	100	U	100
1,1,1,2-Tetrachloroethane	100	U	100
1,1,2,2-Tetrachloroethane	100	U	100

US EPA ARCHIVE DOCUMENT

Client: Solutia Inc.

Job Number: 680-37811-1
Sdg Number: KPM019

Client Sample ID: **PMAMW02M-0608**

Lab Sample ID: 680-37811-10
Client Matrix: Water

Date Sampled: 06/19/2008 1420
Date Received: 06/20/2008 0905

8260B Volatile Organic Compounds by GC/MS

Method: 8260B
Preparation: 5030B
Dilution: 100
Date Analyzed: 07/01/2008 1648
Date Prepared: 07/01/2008 1648

Analysis Batch: 680-110507
Run Type: DL

Instrument ID: GC/MS Volatiles - P
Lab File ID: p0911.d
Initial Weight/Volume: 5 mL
Final Weight/Volume: 5 mL

Analyte	Result (ug/L)	Qualifier	RL
Tetrachloroethene	100	U	100
Toluene	100	U	100
trans-1,4-Dichloro-2-butene	200	U	200
trans-1,2-Dichloroethene	100	U	100
trans-1,3-Dichloropropene	100	U	100
1,1,1-Trichloroethane	100	U	100
1,1,2-Trichloroethane	100	U	100
Trichloroethene	100	U	100
Trichlorofluoromethane	100	U	100
1,2,3-Trichloropropane	100	U	100
Vinyl acetate	200	U	200
Vinyl chloride	100	U	100
Xylenes, Total	200	U	200

Surrogate	%Rec	Acceptance Limits
4-Bromofluorobenzene	89	75 - 120
Dibromofluoromethane	95	75 - 121
Toluene-d8 (Surr)	94	75 - 120

US EPA ARCHIVE DOCUMENT

Client: Solutia Inc.

Job Number: 680-37811-1
Sdg Number: KPM019

Client Sample ID: **PMAMW02M-0608-AD**

Lab Sample ID: 680-37811-12FD
Client Matrix: Water

Date Sampled: 06/19/2008 1420
Date Received: 06/20/2008 0905

8260B Volatile Organic Compounds by GC/MS

Method: 8260B
Preparation: 5030B
Dilution: 100
Date Analyzed: 07/01/2008 1718
Date Prepared: 07/01/2008 1718

Analysis Batch: 680-110507

Instrument ID: GC/MS Volatiles - P
Lab File ID: p0913.d
Initial Weight/Volume: 5 mL
Final Weight/Volume: 5 mL

Analyte	Result (ug/L)	Qualifier	RL
Acetone	2500	U	2500
Acetonitrile	4000	U	4000
Acrolein	2000	U	2000
Acrylonitrile	2000	U	2000
Benzene	4900	J	100
Bromoform	100	U	100
Bromomethane	100	U	100
Carbon disulfide	200	U	200
Carbon tetrachloride	100	U	100
Chlorobenzene	10000	J	100
2-Chloro-1,3-butadiene	100	U	100
Chlorodibromomethane	100	U	100
Chloroethane	100	U	100
Chloroform	100	U	100
Chloromethane	100	U	100
3-Chloro-1-propene	100	U	100
cis-1,3-Dichloropropene	100	U	100
1,2-Dibromo-3-Chloropropane	100	U	100
Dibromomethane	100	U	100
1,2-Dichlorobenzene	100	U	100
1,3-Dichlorobenzene	100	U	100
1,4-Dichlorobenzene	100	U	100
Dichlorobromomethane	100	U	100
Dichlorodifluoromethane	100	U	100
1,1-Dichloroethane	100	U	100
1,2-Dichloroethane	100	U	100
1,1-Dichloroethene	100	U	100
1,2-Dichloropropane	100	U	100
Ethylbenzene	100	U	100
Ethylene Dibromide	100	U	100
Ethyl methacrylate	100	U	100
2-Hexanone	1000	U	1000
Iodomethane	500	U	500
Isobutyl alcohol	4000	U	4000
Methacrylonitrile	2000	U	2000
Methylene Chloride	500	U	500
2-Butanone (MEK)	1000	U	1000
4-Methyl-2-pentanone (MIBK)	1000	U	1000
Methyl methacrylate	100	U	100
Pentachloroethane	500	U	500
Propionitrile	2000	U	2000
Styrene	100	U	100
1,1,1,2-Tetrachloroethane	100	U	100
1,1,2,2-Tetrachloroethane	100	U	100

US EPA ARCHIVE DOCUMENT

Client: Solutia Inc.

Job Number: 680-37811-1
Sdg Number: KPM019

Client Sample ID: **PMAMW02M-0608-AD**

Lab Sample ID: 680-37811-12FD
Client Matrix: Water

Date Sampled: 06/19/2008 1420
Date Received: 06/20/2008 0905

8260B Volatile Organic Compounds by GC/MS

Method: 8260B
Preparation: 5030B
Dilution: 100
Date Analyzed: 07/01/2008 1718
Date Prepared: 07/01/2008 1718

Analysis Batch: 680-110507

Instrument ID: GC/MS Volatiles - P
Lab File ID: p0913.d
Initial Weight/Volume: 5 mL
Final Weight/Volume: 5 mL

Analyte	Result (ug/L)	Qualifier	RL
Tetrachloroethene	100	U – "UJ"	100
Toluene	100	U	100
trans-1,4-Dichloro-2-butene	200	U	200
trans-1,2-Dichloroethene	100	U	100
trans-1,3-Dichloropropene	100	U	100
1,1,1-Trichloroethane	100	U	100
1,1,2-Trichloroethane	100	U	100
Trichloroethene	100	U	100
Trichlorofluoromethane	100	U	100
1,2,3-Trichloropropane	100	U	100
Vinyl acetate	200	U	200
Vinyl chloride	100	U	100
Xylenes, Total	200	U – "UJ"	200

Surrogate	%Rec	Acceptance Limits
4-Bromofluorobenzene	90	75 - 120
Dibromofluoromethane	93	75 - 121
Toluene-d8 (Surr)	94	75 - 120

US EPA ARCHIVE DOCUMENT

Client: Solutia Inc.

Job Number: 680-37811-1
Sdg Number: KPM019

Client Sample ID: **PMAMW01S-0608**

Lab Sample ID: 680-37811-2
Client Matrix: Water

Date Sampled: 06/19/2008 0910
Date Received: 06/20/2008 0905

680 Polychlorinated Biphenyls by GCMS

Method: 680
Preparation: 680
Dilution: 1.0
Date Analyzed: 06/27/2008 1337
Date Prepared: 06/25/2008 1403

Analysis Batch: 680-110740
Prep Batch: 680-109880

Instrument ID: GC/MS SemiVolatiles - Y
Lab File ID: N/A
Initial Weight/Volume: 1050 mL
Final Weight/Volume: 1 mL
Injection Volume:

Analyte	Result (ug/L)	Qualifier	RL
Monochlorobiphenyl	0.095	U	0.095
Dichlorobiphenyl	0.095	U	0.095
Trichlorobiphenyl	0.095	U	0.095
Tetrachlorobiphenyl	0.19	U	0.19
Pentachlorobiphenyl	0.19	U	0.19
Hexachlorobiphenyl	0.19	U	0.19
Heptachlorobiphenyl	0.29	U	0.29
Octachlorobiphenyl	0.29	U	0.29
Nonachlorobiphenyl	0.48	U	0.48
DCB Decachlorobiphenyl	0.48	U	0.48

Surrogate	%Rec	Acceptance Limits
Decachlorobiphenyl-13C12	77	25 - 113

US EPA ARCHIVE DOCUMENT

Client: Solutia Inc.

Job Number: 680-37811-1
Sdg Number: KPM019

Client Sample ID: **PMAMW01S-F-0608**

Lab Sample ID: 680-37811-3
Client Matrix: Water

Date Sampled: 06/19/2008 0910
Date Received: 06/20/2008 0905

680 Polychlorinated Biphenyls by GCMS

Method: 680
Preparation: 680
Dilution: 1.0
Date Analyzed: 06/27/2008 1520
Date Prepared: 06/25/2008 1403

Analysis Batch: 680-110740
Prep Batch: 680-109880

Instrument ID: GC/MS SemiVolatiles - Y
Lab File ID: N/A
Initial Weight/Volume: 1050 mL
Final Weight/Volume: 1 mL
Injection Volume:

Analyte	Result (ug/L)	Qualifier	RL
Monochlorobiphenyl	0.095	U	0.095
Dichlorobiphenyl	0.095	U	0.095
Trichlorobiphenyl	0.095	U	0.095
Tetrachlorobiphenyl	0.19	U	0.19
Pentachlorobiphenyl	0.19	U	0.19
Hexachlorobiphenyl	0.19	U	0.19
Heptachlorobiphenyl	0.29	U	0.29
Octachlorobiphenyl	0.29	U	0.29
Nonachlorobiphenyl	0.48	U	0.48
DCB Decachlorobiphenyl	0.48	U	0.48

Surrogate	%Rec	Acceptance Limits
Decachlorobiphenyl-13C12	79	25 - 113

US EPA ARCHIVE DOCUMENT

Client: Solutia Inc.

Job Number: 680-37811-1
Sdg Number: KPM019

Client Sample ID: **PMAMW01M-0608**

Lab Sample ID: 680-37811-4
Client Matrix: Water

Date Sampled: 06/19/2008 1130
Date Received: 06/20/2008 0905

680 Polychlorinated Biphenyls by GCMS

Method: 680
Preparation: 680
Dilution: 1.0
Date Analyzed: 06/27/2008 1549
Date Prepared: 06/25/2008 1403

Analysis Batch: 680-110740
Prep Batch: 680-109880

Instrument ID: GC/MS SemiVolatiles - Y
Lab File ID: N/A
Initial Weight/Volume: 1050 mL
Final Weight/Volume: 1 mL
Injection Volume:

Analyte	Result (ug/L)	Qualifier	RL
Monochlorobiphenyl	0.18		0.095
Dichlorobiphenyl	0.095	U	0.095
Trichlorobiphenyl	0.095	U	0.095
Tetrachlorobiphenyl	0.19	U	0.19
Pentachlorobiphenyl	0.19	U	0.19
Hexachlorobiphenyl	0.19	U	0.19
Heptachlorobiphenyl	0.29	U	0.29
Octachlorobiphenyl	0.29	U	0.29
Nonachlorobiphenyl	0.48	U	0.48
DCB Decachlorobiphenyl	0.48	U	0.48

Surrogate	%Rec	Acceptance Limits
Decachlorobiphenyl-13C12	59	25 - 113

US EPA ARCHIVE DOCUMENT

Client: Solutia Inc.

Job Number: 680-37811-1
Sdg Number: KPM019

Client Sample ID: **PMAMW01M-F-0608**

Lab Sample ID: 680-37811-5
Client Matrix: Water

Date Sampled: 06/19/2008 1130
Date Received: 06/20/2008 0905

680 Polychlorinated Biphenyls by GCMS

Method: 680
Preparation: 680
Dilution: 1.0
Date Analyzed: 06/27/2008 1618
Date Prepared: 06/25/2008 1403

Analysis Batch: 680-110740
Prep Batch: 680-109880

Instrument ID: GC/MS SemiVolatiles - Y
Lab File ID: N/A
Initial Weight/Volume: 1050 mL
Final Weight/Volume: 1 mL
Injection Volume:

Analyte	Result (ug/L)	Qualifier	RL
Monochlorobiphenyl	0.095	U	0.095
Dichlorobiphenyl	0.095	U	0.095
Trichlorobiphenyl	0.095	U	0.095
Tetrachlorobiphenyl	0.19	U	0.19
Pentachlorobiphenyl	0.19	U	0.19
Hexachlorobiphenyl	0.19	U	0.19
Heptachlorobiphenyl	0.29	U	0.29
Octachlorobiphenyl	0.29	U	0.29
Nonachlorobiphenyl	0.48	U	0.48
DCB Decachlorobiphenyl	0.48	U	0.48

Surrogate	%Rec	Acceptance Limits
Decachlorobiphenyl-13C12	63	25 - 113

US EPA ARCHIVE DOCUMENT

Client: Solutia Inc.

Job Number: 680-37811-1
Sdg Number: KPM019

Client Sample ID: **PMAMW02S-0608-EB**

Lab Sample ID: 680-37811-6EB
Client Matrix: Water

Date Sampled: 06/19/2008 1220
Date Received: 06/20/2008 0905

680 Polychlorinated Biphenyls by GCMS

Method: 680
Preparation: 680
Dilution: 1.0
Date Analyzed: 06/27/2008 1647
Date Prepared: 06/25/2008 1403

Analysis Batch: 680-110740
Prep Batch: 680-109880

Instrument ID: GC/MS SemiVolatiles - Y
Lab File ID: N/A
Initial Weight/Volume: 1050 mL
Final Weight/Volume: 1 mL
Injection Volume:

Analyte	Result (ug/L)	Qualifier	RL
Monochlorobiphenyl	0.095	U	0.095
Dichlorobiphenyl	0.095	U	0.095
Trichlorobiphenyl	0.095	U	0.095
Tetrachlorobiphenyl	0.19	U	0.19
Pentachlorobiphenyl	0.19	U	0.19
Hexachlorobiphenyl	0.19	U	0.19
Heptachlorobiphenyl	0.29	U	0.29
Octachlorobiphenyl	0.29	U	0.29
Nonachlorobiphenyl	0.48	U	0.48
DCB Decachlorobiphenyl	0.48	U	0.48

Surrogate	%Rec	Acceptance Limits
Decachlorobiphenyl-13C12	72	25 - 113

US EPA ARCHIVE DOCUMENT

Client: Solutia Inc.

Job Number: 680-37811-1
Sdg Number: KPM019

Client Sample ID: **PMAMW02S-F-0608-EB**

Lab Sample ID: 680-37811-7EB
Client Matrix: Water

Date Sampled: 06/19/2008 1220
Date Received: 06/20/2008 0905

680 Polychlorinated Biphenyls by GCMS

Method: 680
Preparation: 680
Dilution: 1.0
Date Analyzed: 06/27/2008 1716
Date Prepared: 06/25/2008 1403

Analysis Batch: 680-110740
Prep Batch: 680-109880

Instrument ID: GC/MS SemiVolatiles - Y
Lab File ID: N/A
Initial Weight/Volume: 1040 mL
Final Weight/Volume: 1 mL
Injection Volume:

Analyte	Result (ug/L)	Qualifier	RL
Monochlorobiphenyl	0.096	U	0.096
Dichlorobiphenyl	0.096	U	0.096
Trichlorobiphenyl	0.096	U	0.096
Tetrachlorobiphenyl	0.19	U	0.19
Pentachlorobiphenyl	0.19	U	0.19
Hexachlorobiphenyl	0.19	U	0.19
Heptachlorobiphenyl	0.29	U	0.29
Octachlorobiphenyl	0.29	U	0.29
Nonachlorobiphenyl	0.48	U	0.48
DCB Decachlorobiphenyl	0.48	U	0.48

Surrogate	%Rec	Acceptance Limits
Decachlorobiphenyl-13C12	80	25 - 113

US EPA ARCHIVE DOCUMENT

Client: Solutia Inc.

Job Number: 680-37811-1
Sdg Number: KPM019

Client Sample ID: **PMAMW02S-0608**

Lab Sample ID: 680-37811-8
Client Matrix: Water

Date Sampled: 06/19/2008 1315
Date Received: 06/20/2008 0905

680 Polychlorinated Biphenyls by GCMS

Method: 680
Preparation: 680
Dilution: 1.0
Date Analyzed: 06/27/2008 1745
Date Prepared: 06/25/2008 1403

Analysis Batch: 680-110740
Prep Batch: 680-109880

Instrument ID: GC/MS SemiVolatiles - Y
Lab File ID: N/A
Initial Weight/Volume: 1040 mL
Final Weight/Volume: 1 mL
Injection Volume:

Analyte	Result (ug/L)	Qualifier	RL
Monochlorobiphenyl	0.096	U	0.096
Dichlorobiphenyl	0.096	U	0.096
Trichlorobiphenyl	0.096	U	0.096
Tetrachlorobiphenyl	0.19	U	0.19
Pentachlorobiphenyl	0.19	U	0.19
Hexachlorobiphenyl	0.19	U	0.19
Heptachlorobiphenyl	0.29	U	0.29
Octachlorobiphenyl	0.29	U	0.29
Nonachlorobiphenyl	0.48	U	0.48
DCB Decachlorobiphenyl	0.48	U	0.48

Surrogate	%Rec	Acceptance Limits
Decachlorobiphenyl-13C12	73	25 - 113

US EPA ARCHIVE DOCUMENT

Client: Solutia Inc.

Job Number: 680-37811-1
Sdg Number: KPM019

Client Sample ID: **PMAMW02S-F-0608**

Lab Sample ID: 680-37811-9
Client Matrix: Water

Date Sampled: 06/19/2008 1315
Date Received: 06/20/2008 0905

680 Polychlorinated Biphenyls by GCMS

Method: 680
Preparation: 680
Dilution: 1.0
Date Analyzed: 06/27/2008 1814
Date Prepared: 06/25/2008 1403

Analysis Batch: 680-110740
Prep Batch: 680-109880

Instrument ID: GC/MS SemiVolatiles - Y
Lab File ID: N/A
Initial Weight/Volume: 1050 mL
Final Weight/Volume: 1 mL
Injection Volume:

Analyte	Result (ug/L)	Qualifier	RL
Monochlorobiphenyl	0.095	U	0.095
Dichlorobiphenyl	0.095	U	0.095
Trichlorobiphenyl	0.095	U	0.095
Tetrachlorobiphenyl	0.19	U	0.19
Pentachlorobiphenyl	0.19	U	0.19
Hexachlorobiphenyl	0.19	U	0.19
Heptachlorobiphenyl	0.29	U	0.29
Octachlorobiphenyl	0.29	U	0.29
Nonachlorobiphenyl	0.48	U	0.48
DCB Decachlorobiphenyl	0.48	U	0.48

Surrogate	%Rec	Acceptance Limits
Decachlorobiphenyl-13C12	75	25 - 113

US EPA ARCHIVE DOCUMENT

Client: Solutia Inc.

Job Number: 680-37811-1
Sdg Number: KPM019

Client Sample ID: **PMAMW02M-0608**

Lab Sample ID: 680-37811-10
Client Matrix: Water

Date Sampled: 06/19/2008 1420
Date Received: 06/20/2008 0905

680 Polychlorinated Biphenyls by GCMS

Method: 680
Preparation: 680
Dilution: 1.0
Date Analyzed: 06/27/2008 1843
Date Prepared: 06/25/2008 1403

Analysis Batch: 680-110740
Prep Batch: 680-109880

Instrument ID: GC/MS SemiVolatiles - Y
Lab File ID: N/A
Initial Weight/Volume: 1050 mL
Final Weight/Volume: 1 mL
Injection Volume:

Analyte	Result (ug/L)	Qualifier	RL
Monochlorobiphenyl	3.0		0.095
Dichlorobiphenyl	0.095	U	0.095
Trichlorobiphenyl	0.095	U	0.095
Tetrachlorobiphenyl	0.19	U	0.19
Pentachlorobiphenyl	0.19	U	0.19
Hexachlorobiphenyl	0.19	U	0.19
Heptachlorobiphenyl	0.29	U	0.29
Octachlorobiphenyl	0.29	U	0.29
Nonachlorobiphenyl	0.48	U	0.48
DCB Decachlorobiphenyl	0.48	U	0.48

Surrogate	%Rec	Acceptance Limits
Decachlorobiphenyl-13C12	68	25 - 113

US EPA ARCHIVE DOCUMENT

Client: Solutia Inc.

Job Number: 680-37811-1
Sdg Number: KPM019

Client Sample ID: **PMAMW02M-F-0608**

Lab Sample ID: 680-37811-11
Client Matrix: Water

Date Sampled: 06/19/2008 1420
Date Received: 06/20/2008 0905

680 Polychlorinated Biphenyls by GCMS

Method: 680
Preparation: 680
Dilution: 1.0
Date Analyzed: 06/27/2008 1912
Date Prepared: 06/25/2008 1403

Analysis Batch: 680-110740
Prep Batch: 680-109880

Instrument ID: GC/MS SemiVolatiles - Y
Lab File ID: N/A
Initial Weight/Volume: 1050 mL
Final Weight/Volume: 1 mL
Injection Volume:

Analyte	Result (ug/L)	Qualifier	RL
Monochlorobiphenyl	0.11		0.095
Dichlorobiphenyl	0.095	U	0.095
Trichlorobiphenyl	0.095	U	0.095
Tetrachlorobiphenyl	0.19	U	0.19
Pentachlorobiphenyl	0.19	U	0.19
Hexachlorobiphenyl	0.19	U	0.19
Heptachlorobiphenyl	0.29	U	0.29
Octachlorobiphenyl	0.29	U	0.29
Nonachlorobiphenyl	0.48	U	0.48
DCB Decachlorobiphenyl	0.48	U	0.48

Surrogate	%Rec	Acceptance Limits
Decachlorobiphenyl-13C12	64	25 - 113

US EPA ARCHIVE DOCUMENT

Client: Solutia Inc.

Job Number: 680-37811-1
Sdg Number: KPM019

Client Sample ID: **PMAMW02M-0608-AD**

Lab Sample ID: 680-37811-12FD
Client Matrix: Water

Date Sampled: 06/19/2008 1420
Date Received: 06/20/2008 0905

680 Polychlorinated Biphenyls by GCMS

Method: 680
Preparation: 680
Dilution: 1.0
Date Analyzed: 06/30/2008 1233
Date Prepared: 06/25/2008 1403

Analysis Batch: 680-110741
Prep Batch: 680-109880

Instrument ID: No Equipment Assigned to
Lab File ID: N/A
Initial Weight/Volume: 1050 mL
Final Weight/Volume: 1 mL
Injection Volume:

Analyte	Result (ug/L)	Qualifier	RL
Monochlorobiphenyl	2.7		0.095
Dichlorobiphenyl	0.095	U	0.095
Trichlorobiphenyl	0.095	U	0.095
Tetrachlorobiphenyl	0.19	U	0.19
Pentachlorobiphenyl	0.19	U	0.19
Hexachlorobiphenyl	0.19	U	0.19
Heptachlorobiphenyl	0.29	U	0.29
Octachlorobiphenyl	0.29	U	0.29
Nonachlorobiphenyl	0.48	U	0.48
DCB Decachlorobiphenyl	0.48	U	0.48

Surrogate	%Rec	Acceptance Limits
Decachlorobiphenyl-13C12	96	25 - 113

US EPA ARCHIVE DOCUMENT

Client: Solutia Inc.

Job Number: 680-37811-1
Sdg Number: KPM019

Client Sample ID: **PMAMW02M-F-0608-AD**

Lab Sample ID: 680-37811-13FD
Client Matrix: Water

Date Sampled: 06/19/2008 1420
Date Received: 06/20/2008 0905

680 Polychlorinated Biphenyls by GCMS

Method: 680
Preparation: 680
Dilution: 1.0
Date Analyzed: 06/30/2008 1302
Date Prepared: 06/25/2008 1403

Analysis Batch: 680-110741
Prep Batch: 680-109880

Instrument ID: No Equipment Assigned to
Lab File ID: N/A
Initial Weight/Volume: 1050 mL
Final Weight/Volume: 1 mL
Injection Volume:

Analyte	Result (ug/L)	Qualifier	RL
Monochlorobiphenyl	0.095	U	0.095
Dichlorobiphenyl	0.095	U	0.095
Trichlorobiphenyl	0.095	U	0.095
Tetrachlorobiphenyl	0.19	U	0.19
Pentachlorobiphenyl	0.19	U	0.19
Hexachlorobiphenyl	0.19	U	0.19
Heptachlorobiphenyl	0.29	U	0.29
Octachlorobiphenyl	0.29	U	0.29
Nonachlorobiphenyl	0.48	U	0.48
DCB Decachlorobiphenyl	0.48	U	0.48

Surrogate	%Rec	Acceptance Limits
Decachlorobiphenyl-13C12	68	25 - 113

US EPA ARCHIVE DOCUMENT

Client: Solutia Inc.

Job Number: 680-37811-1
Sdg Number: KPM019

Client Sample ID: **PMAMW01S-0608**

Lab Sample ID: 680-37811-2
Client Matrix: Water

Date Sampled: 06/19/2008 0910
Date Received: 06/20/2008 0905

8270C Semivolatile Compounds by Gas Chromatography/Mass Spectrometry (GC/MS)

Method: 8270C
Preparation: 3520C
Dilution: 1.0
Date Analyzed: 07/10/2008 2252
Date Prepared: 06/25/2008 1403

Analysis Batch: 680-111234
Prep Batch: 680-109883

Instrument ID: GC/MS SemiVolatiles - T
Lab File ID: t0318.d
Initial Weight/Volume: 1050 mL
Final Weight/Volume: 1 mL
Injection Volume: 1.0 uL

Analyte	Result (ug/L)	Qualifier	RL
Acenaphthene	9.5	U	9.5
Acenaphthylene	9.5	U	9.5
Acetophenone	9.5	U	9.5
2-Acetylaminofluorene	9.5	U	9.5
alpha,alpha-Dimethyl phenethylamine	1900	U	1900
4-Aminobiphenyl	9.5	U	9.5
Aniline	19	U	19
Anthracene	9.5	U	9.5
Aramite, Total	9.5	U	9.5
Benzo[a]anthracene	9.5	U	9.5
Benzo[a]pyrene	9.5	U	9.5
Benzo[b]fluoranthene	9.5	U	9.5
Benzo[g,h,i]perylene	9.5	U	9.5
Benzo[k]fluoranthene	9.5	U	9.5
Benzyl alcohol	9.5	U	9.5
1,1'-Biphenyl	9.5	U	9.5
Bis(2-chloroethoxy)methane	9.5	U	9.5
Bis(2-chloroethyl)ether	9.5	U	9.5
bis(chloroisopropyl) ether	9.5	U	9.5
Bis(2-ethylhexyl) phthalate	9.5	U	9.5
4-Bromophenyl phenyl ether	9.5	U	9.5
Butyl benzyl phthalate	9.5	U	9.5
4-Chloroaniline	19	U	19
4-Chloro-3-methylphenol	9.5	U	9.5
2-Chloronaphthalene	9.5	U	9.5
2-Chlorophenol	9.5	U	9.5
4-Chlorophenyl phenyl ether	9.5	U	9.5
Chrysene	9.5	U	9.5
Diallate	9.5	U	9.5
Dibenz(a,h)anthracene	9.5	U	9.5
Dibenzofuran	9.5	U	9.5
3,3'-Dichlorobenzidine	19	U	19
2,4-Dichlorophenol	9.5	U	9.5
2,6-Dichlorophenol	9.5	U	9.5
Diethyl phthalate	9.5	U	9.5
Dimethoate	9.5	U	9.5
7,12-Dimethylbenz(a)anthracene	9.5	U	9.5
3,3'-Dimethylbenzidine	19	U	19
2,4-Dimethylphenol	9.5	U	9.5
Dimethyl phthalate	9.5	U	9.5
Di-n-butyl phthalate	9.5	U	9.5
1,3-Dinitrobenzene	9.5	U	9.5
4,6-Dinitro-2-methylphenol	48	U	48
2,4-Dinitrophenol	48	U	48

US EPA ARCHIVE DOCUMENT

Client: Solutia Inc.

Job Number: 680-37811-1
Sdg Number: KPM019

Client Sample ID: **PMAMW01S-0608**

Lab Sample ID: 680-37811-2
Client Matrix: Water

Date Sampled: 06/19/2008 0910
Date Received: 06/20/2008 0905

8270C Semivolatile Compounds by Gas Chromatography/Mass Spectrometry (GC/MS)

Method: 8270C
Preparation: 3520C
Dilution: 1.0
Date Analyzed: 07/10/2008 2252
Date Prepared: 06/25/2008 1403

Analysis Batch: 680-111234
Prep Batch: 680-109883

Instrument ID: GC/MS SemiVolatiles - T
Lab File ID: t0318.d
Initial Weight/Volume: 1050 mL
Final Weight/Volume: 1 mL
Injection Volume: 1.0 uL

Analyte	Result (ug/L)	Qualifier	RL
2,4-Dinitrotoluene	9.5	U	9.5
2,6-Dinitrotoluene	9.5	U	9.5
Di-n-octyl phthalate	9.5	U	9.5
Dinoseb	9.5	U	9.5
1,4-Dioxane	9.5	U	9.5
Disulfoton	9.5	U	9.5
Ethyl methanesulfonate	9.5	U	9.5
Famphur	9.5	U	9.5
Fluoranthene	9.5	U	9.5
Fluorene	9.5	U	9.5
Hexachlorobenzene	9.5	U	9.5
Hexachlorobutadiene	9.5	U	9.5
Hexachlorocyclopentadiene	9.5	U	9.5
Hexachloroethane	9.5	U	9.5
Hexachlorophene	4800	U	4800
Hexachloropropene	9.5	U	9.5
Indeno[1,2,3-cd]pyrene	9.5	U	9.5
Isophorone	9.5	U	9.5
Isosafrole	9.5	U	9.5
Methapyrilene	1900	U	1900
3-Methylcholanthrene	9.5	U	9.5
Methyl methanesulfonate	9.5	U	9.5
2-Methylnaphthalene	9.5	U	9.5
Methyl parathion	9.5	U	9.5
2-Methylphenol	9.5	U	9.5
3 & 4 Methylphenol	9.5	U	9.5
Naphthalene	9.5	U	9.5
1,4-Naphthoquinone	9.5	U	9.5
1-Naphthylamine	9.5	U	9.5
2-Naphthylamine	9.5	U	9.5
2-Nitroaniline	48	U	48
3-Nitroaniline	48	U	48
4-Nitroaniline	48	U	48
Nitrobenzene	9.5	U *	9.5
2-Nitrophenol	9.5	U	9.5
4-Nitrophenol	48	U	48
4-Nitroquinoline-1-oxide	19	U	19
N-Nitro-o-toluidine	9.5	U	9.5
N-Nitrosodiethylamine	9.5	U	9.5
N-Nitrosodimethylamine	9.5	U	9.5
N-Nitrosodi-n-butylamine	9.5	U	9.5
N-Nitrosodi-n-propylamine	9.5	U	9.5
N-Nitrosodiphenylamine	9.5	U	9.5
N-Nitrosomethylethylamine	9.5	U	9.5

US EPA ARCHIVE DOCUMENT

Client: Solutia Inc.

Job Number: 680-37811-1
Sdg Number: KPM019

Client Sample ID: **PMAMW01S-0608**

Lab Sample ID: 680-37811-2
Client Matrix: Water

Date Sampled: 06/19/2008 0910
Date Received: 06/20/2008 0905

8270C Semivolatile Compounds by Gas Chromatography/Mass Spectrometry (GC/MS)

Method: 8270C
Preparation: 3520C
Dilution: 1.0
Date Analyzed: 07/10/2008 2252
Date Prepared: 06/25/2008 1403

Analysis Batch: 680-111234
Prep Batch: 680-109883

Instrument ID: GC/MS SemiVolatiles - T
Lab File ID: t0318.d
Initial Weight/Volume: 1050 mL
Final Weight/Volume: 1 mL
Injection Volume: 1.0 uL

Analyte	Result (ug/L)	Qualifier	RL
N-Nitrosomorpholine	9.5	U	9.5
N-Nitrosopiperidine	9.5	U	9.5
N-Nitrosopyrrolidine	9.5	U	9.5
o,o',o''-Triethylphosphorothioate	9.5	U	9.5
Ethyl Parathion	9.5	U	9.5
p-Dimethylamino azobenzene	9.5	U	9.5
Pentachlorobenzene	9.5	U	9.5
Pentachloronitrobenzene	9.5	U	9.5
Pentachlorophenol	48	U	48
Phenacetin	9.5	U	9.5
Phenanthrene	9.5	U	9.5
Phenol	9.5	U	9.5
Phorate	9.5	U	9.5
2-Picoline	9.5	U	9.5
p-Phenylene diamine	1900	U	1900
Pronamide	9.5	U	9.5
Pyrene	9.5	U	9.5
Pyridine	48	U	48
Safrole, Total	9.5	U	9.5
Sulfotepp	9.5	U	9.5
1,2,4,5-Tetrachlorobenzene	9.5	U	9.5
2,3,4,6-Tetrachlorophenol	9.5	U	9.5
Thionazin	9.5	U	9.5
2-Toluidine	9.5	U	9.5
1,2,4-Trichlorobenzene	9.5	U	9.5
2,4,5-Trichlorophenol	9.5	U	9.5
2,4,6-Trichlorophenol	9.5	U	9.5
1,3,5-Trinitrobenzene	9.5	U	9.5
1-Chloro-3-nitrobenzene	9.5	U	9.5
2-Nitrobiphenyl	9.5	U	9.5
2,4-Dichloronitrobenzene	9.5	U	9.5
3-Nitrobiphenyl	9.5	U	9.5
3,4-Dichloronitrobenzene	9.5	U	9.5
4-Nitrobiphenyl	9.5	U	9.5
2-chloronitrobenzene / 4-chloronitrobenzene	19	U	19

Surrogate	%Rec	Acceptance Limits
2-Fluorobiphenyl	60	50 - 113
2-Fluorophenol	45	36 - 110
Nitrobenzene-d5	57	45 - 112
Phenol-d5	47	38 - 116
Terphenyl-d14	55	10 - 121
2,4,6-Tribromophenol	82	40 - 139

US EPA ARCHIVE DOCUMENT

Client: Solutia Inc.

Job Number: 680-37811-1
Sdg Number: KPM019

Client Sample ID: **PMAMW01M-0608**

Lab Sample ID: 680-37811-4
Client Matrix: Water

Date Sampled: 06/19/2008 1130
Date Received: 06/20/2008 0905

8270C Semivolatile Compounds by Gas Chromatography/Mass Spectrometry (GC/MS)

Method: 8270C
Preparation: 3520C
Dilution: 1.0
Date Analyzed: 07/10/2008 2316
Date Prepared: 06/25/2008 1403

Analysis Batch: 680-111234
Prep Batch: 680-109883

Instrument ID: GC/MS SemiVolatiles - T
Lab File ID: t0319.d
Initial Weight/Volume: 1050 mL
Final Weight/Volume: 1 mL
Injection Volume: 1.0 uL

Analyte	Result (ug/L)	Qualifier	RL
Acenaphthene	9.5	U	9.5
Acenaphthylene	9.5	U	9.5
Acetophenone	9.5	U	9.5
2-Acetylaminofluorene	9.5	U	9.5
alpha,alpha-Dimethyl phenethylamine	1900	U	1900
4-Aminobiphenyl	9.5	U	9.5
Aniline	19	U	19
Anthracene	9.5	U	9.5
Aramite, Total	9.5	U	9.5
Benzo[a]anthracene	9.5	U	9.5
Benzo[a]pyrene	9.5	U	9.5
Benzo[b]fluoranthene	9.5	U	9.5
Benzo[g,h,i]perylene	9.5	U	9.5
Benzo[k]fluoranthene	9.5	U	9.5
Benzyl alcohol	9.5	U	9.5
1,1'-Biphenyl	9.5	U	9.5
Bis(2-chloroethoxy)methane	9.5	U	9.5
Bis(2-chloroethyl)ether	9.5	U	9.5
bis(chloroisopropyl) ether	9.5	U	9.5
Bis(2-ethylhexyl) phthalate	9.5	U	9.5
4-Bromophenyl phenyl ether	9.5	U	9.5
Butyl benzyl phthalate	9.5	U	9.5
4-Chloroaniline	44		19
4-Chloro-3-methylphenol	9.5	U	9.5
2-Chloronaphthalene	9.5	U	9.5
2-Chlorophenol	9.5	U	9.5
4-Chlorophenyl phenyl ether	9.5	U	9.5
Chrysene	9.5	U	9.5
Diallate	9.5	U	9.5
Dibenz(a,h)anthracene	9.5	U	9.5
Dibenzofuran	9.5	U	9.5
3,3'-Dichlorobenzidine	19	U	19
2,4-Dichlorophenol	9.5	U	9.5
2,6-Dichlorophenol	9.5	U	9.5
Diethyl phthalate	9.5	U	9.5
Dimethoate	9.5	U	9.5
7,12-Dimethylbenz(a)anthracene	9.5	U	9.5
3,3'-Dimethylbenzidine	19	U	19
2,4-Dimethylphenol	9.5	U	9.5
Dimethyl phthalate	9.5	U	9.5
Di-n-butyl phthalate	9.5	U	9.5
1,3-Dinitrobenzene	9.5	U	9.5
4,6-Dinitro-2-methylphenol	48	U	48
2,4-Dinitrophenol	48	U	48

US EPA ARCHIVE DOCUMENT

Client: Solutia Inc.

Job Number: 680-37811-1
Sdg Number: KPM019

Client Sample ID: **PMAMW01M-0608**

Lab Sample ID: 680-37811-4
Client Matrix: Water

Date Sampled: 06/19/2008 1130
Date Received: 06/20/2008 0905

8270C Semivolatile Compounds by Gas Chromatography/Mass Spectrometry (GC/MS)

Method: 8270C
Preparation: 3520C
Dilution: 1.0
Date Analyzed: 07/10/2008 2316
Date Prepared: 06/25/2008 1403

Analysis Batch: 680-111234
Prep Batch: 680-109883

Instrument ID: GC/MS SemiVolatiles - T
Lab File ID: t0319.d
Initial Weight/Volume: 1050 mL
Final Weight/Volume: 1 mL
Injection Volume: 1.0 uL

Analyte	Result (ug/L)	Qualifier	RL
2,4-Dinitrotoluene	9.5	U	9.5
2,6-Dinitrotoluene	9.5	U	9.5
Di-n-octyl phthalate	9.5	U	9.5
Dinoseb	9.5	U	9.5
1,4-Dioxane	9.5	U	9.5
Disulfoton	9.5	U	9.5
Ethyl methanesulfonate	9.5	U	9.5
Famphur	9.5	U	9.5
Fluoranthene	9.5	U	9.5
Fluorene	9.5	U	9.5
Hexachlorobenzene	9.5	U	9.5
Hexachlorobutadiene	9.5	U	9.5
Hexachlorocyclopentadiene	9.5	U	9.5
Hexachloroethane	9.5	U	9.5
Hexachlorophene	4800	U	4800
Hexachloropropene	9.5	U	9.5
Indeno[1,2,3-cd]pyrene	9.5	U	9.5
Isophorone	9.5	U	9.5
Isosafrole	9.5	U	9.5
Methapyrilene	1900	U	1900
3-Methylcholanthrene	9.5	U	9.5
Methyl methanesulfonate	9.5	U	9.5
2-Methylnaphthalene	9.5	U	9.5
Methyl parathion	9.5	U	9.5
2-Methylphenol	9.5	U	9.5
3 & 4 Methylphenol	9.5	U	9.5
Naphthalene	9.5	U	9.5
1,4-Naphthoquinone	9.5	U	9.5
1-Naphthylamine	9.5	U	9.5
2-Naphthylamine	9.5	U	9.5
2-Nitroaniline	48	U	48
3-Nitroaniline	48	U	48
4-Nitroaniline	48	U	48
Nitrobenzene	9.5	U *	9.5
2-Nitrophenol	9.5	U	9.5
4-Nitrophenol	48	U	48
4-Nitroquinoline-1-oxide	19	U	19
N-Nitro-o-toluidine	9.5	U	9.5
N-Nitrosodiethylamine	9.5	U	9.5
N-Nitrosodimethylamine	9.5	U	9.5
N-Nitrosodi-n-butylamine	9.5	U	9.5
N-Nitrosodi-n-propylamine	9.5	U	9.5
N-Nitrosodiphenylamine	9.5	U	9.5
N-Nitrosomethylethylamine	9.5	U	9.5

US EPA ARCHIVE DOCUMENT

Client: Solutia Inc.

Job Number: 680-37811-1
Sdg Number: KPM019

Client Sample ID: **PMAMW01M-0608**

Lab Sample ID: 680-37811-4
Client Matrix: Water

Date Sampled: 06/19/2008 1130
Date Received: 06/20/2008 0905

8270C Semivolatile Compounds by Gas Chromatography/Mass Spectrometry (GC/MS)

Method: 8270C
Preparation: 3520C
Dilution: 1.0
Date Analyzed: 07/10/2008 2316
Date Prepared: 06/25/2008 1403

Analysis Batch: 680-111234
Prep Batch: 680-109883

Instrument ID: GC/MS SemiVolatiles - T
Lab File ID: t0319.d
Initial Weight/Volume: 1050 mL
Final Weight/Volume: 1 mL
Injection Volume: 1.0 uL

Analyte	Result (ug/L)	Qualifier	RL
N-Nitrosomorpholine	9.5	U	9.5
N-Nitrosopiperidine	9.5	U	9.5
N-Nitrosopyrrolidine	9.5	U	9.5
o,o',o''-Triethylphosphorothioate	9.5	U	9.5
Ethyl Parathion	9.5	U	9.5
p-Dimethylamino azobenzene	9.5	U	9.5
Pentachlorobenzene	9.5	U	9.5
Pentachloronitrobenzene	9.5	U	9.5
Pentachlorophenol	48	U	48
Phenacetin	9.5	U	9.5
Phenanthrene	9.5	U	9.5
Phenol	9.5	U	9.5
Phorate	9.5	U	9.5
2-Picoline	9.5	U	9.5
p-Phenylene diamine	1900	U	1900
Pronamide	9.5	U	9.5
Pyrene	9.5	U	9.5
Pyridine	48	U	48
Safrole, Total	9.5	U	9.5
Sulfotepp	9.5	U	9.5
1,2,4,5-Tetrachlorobenzene	9.5	U	9.5
2,3,4,6-Tetrachlorophenol	9.5	U	9.5
Thionazin	9.5	U	9.5
2-Toluidine	9.5	U	9.5
1,2,4-Trichlorobenzene	9.5	U	9.5
2,4,5-Trichlorophenol	9.5	U	9.5
2,4,6-Trichlorophenol	9.5	U	9.5
1,3,5-Trinitrobenzene	9.5	U	9.5
1-Chloro-3-nitrobenzene	9.5	U	9.5
2-Nitrobiphenyl	9.5	U	9.5
2,4-Dichloronitrobenzene	9.5	U	9.5
3-Nitrobiphenyl	9.5	U	9.5
3,4-Dichloronitrobenzene	9.5	U	9.5
4-Nitrobiphenyl	9.5	U	9.5
2-chloronitrobenzene / 4-chloronitrobenzene	19	U	19

Surrogate	%Rec	Acceptance Limits
2-Fluorobiphenyl	67	50 - 113
2-Fluorophenol	56	36 - 110
Nitrobenzene-d5	70	45 - 112
Phenol-d5	57	38 - 116
Terphenyl-d14	28	10 - 121
2,4,6-Tribromophenol	87	40 - 139

US EPA ARCHIVE DOCUMENT

Client: Solutia Inc.

Job Number: 680-37811-1
Sdg Number: KPM019

Client Sample ID: **PMAMW02S-0608-EB**

Lab Sample ID: 680-37811-6EB
Client Matrix: Water

Date Sampled: 06/19/2008 1220
Date Received: 06/20/2008 0905

8270C Semivolatile Compounds by Gas Chromatography/Mass Spectrometry (GC/MS)

Method: 8270C
Preparation: 3520C
Dilution: 1.0
Date Analyzed: 07/10/2008 2340
Date Prepared: 06/25/2008 1403

Analysis Batch: 680-111234
Prep Batch: 680-109883

Instrument ID: GC/MS SemiVolatiles - T
Lab File ID: t0320.d
Initial Weight/Volume: 1050 mL
Final Weight/Volume: 1 mL
Injection Volume: 1.0 uL

Analyte	Result (ug/L)	Qualifier	RL
Acenaphthene	9.5	U	9.5
Acenaphthylene	9.5	U	9.5
Acetophenone	9.5	U	9.5
2-Acetylaminofluorene	9.5	U	9.5
alpha,alpha-Dimethyl phenethylamine	1900	U	1900
4-Aminobiphenyl	9.5	U	9.5
Aniline	19	U	19
Anthracene	9.5	U	9.5
Aramite, Total	9.5	U	9.5
Benzo[a]anthracene	9.5	U	9.5
Benzo[a]pyrene	9.5	U	9.5
Benzo[b]fluoranthene	9.5	U	9.5
Benzo[g,h,i]perylene	9.5	U	9.5
Benzo[k]fluoranthene	9.5	U	9.5
Benzyl alcohol	9.5	U	9.5
1,1'-Biphenyl	9.5	U	9.5
Bis(2-chloroethoxy)methane	9.5	U	9.5
Bis(2-chloroethyl)ether	9.5	U	9.5
bis(chloroisopropyl) ether	9.5	U	9.5
Bis(2-ethylhexyl) phthalate	9.5	U	9.5
4-Bromophenyl phenyl ether	9.5	U	9.5
Butyl benzyl phthalate	9.5	U	9.5
4-Chloroaniline	19	U	19
4-Chloro-3-methylphenol	9.5	U	9.5
2-Chloronaphthalene	9.5	U	9.5
2-Chlorophenol	9.5	U	9.5
4-Chlorophenyl phenyl ether	9.5	U	9.5
Chrysene	9.5	U	9.5
Diallate	9.5	U	9.5
Dibenz(a,h)anthracene	9.5	U	9.5
Dibenzofuran	9.5	U	9.5
3,3'-Dichlorobenzidine	19	U	19
2,4-Dichlorophenol	9.5	U	9.5
2,6-Dichlorophenol	9.5	U	9.5
Diethyl phthalate	9.5	U	9.5
Dimethoate	9.5	U	9.5
7,12-Dimethylbenz(a)anthracene	9.5	U	9.5
3,3'-Dimethylbenzidine	19	U	19
2,4-Dimethylphenol	9.5	U	9.5
Dimethyl phthalate	9.5	U	9.5
Di-n-butyl phthalate	9.5	U	9.5
1,3-Dinitrobenzene	9.5	U	9.5
4,6-Dinitro-2-methylphenol	48	U	48
2,4-Dinitrophenol	48	U	48

US EPA ARCHIVE DOCUMENT

Client: Solutia Inc.

Job Number: 680-37811-1
Sdg Number: KPM019

Client Sample ID: **PMAMW02S-0608-EB**

Lab Sample ID: 680-37811-6EB
Client Matrix: Water

Date Sampled: 06/19/2008 1220
Date Received: 06/20/2008 0905

8270C Semivolatile Compounds by Gas Chromatography/Mass Spectrometry (GC/MS)

Method: 8270C
Preparation: 3520C
Dilution: 1.0
Date Analyzed: 07/10/2008 2340
Date Prepared: 06/25/2008 1403

Analysis Batch: 680-111234
Prep Batch: 680-109883

Instrument ID: GC/MS SemiVolatiles - T
Lab File ID: t0320.d
Initial Weight/Volume: 1050 mL
Final Weight/Volume: 1 mL
Injection Volume: 1.0 uL

Analyte	Result (ug/L)	Qualifier	RL
2,4-Dinitrotoluene	9.5	U	9.5
2,6-Dinitrotoluene	9.5	U	9.5
Di-n-octyl phthalate	9.5	U	9.5
Dinoseb	9.5	U	9.5
1,4-Dioxane	9.5	U	9.5
Disulfoton	9.5	U	9.5
Ethyl methanesulfonate	9.5	U	9.5
Famphur	9.5	U	9.5
Fluoranthene	9.5	U	9.5
Fluorene	9.5	U	9.5
Hexachlorobenzene	9.5	U	9.5
Hexachlorobutadiene	9.5	U	9.5
Hexachlorocyclopentadiene	9.5	U	9.5
Hexachloroethane	9.5	U	9.5
Hexachlorophene	4800	U	4800
Hexachloropropene	9.5	U	9.5
Indeno[1,2,3-cd]pyrene	9.5	U	9.5
Isophorone	9.5	U	9.5
Isosafrole	9.5	U	9.5
Methapyrilene	1900	U	1900
3-Methylcholanthrene	9.5	U	9.5
Methyl methanesulfonate	9.5	U	9.5
2-Methylnaphthalene	9.5	U	9.5
Methyl parathion	9.5	U	9.5
2-Methylphenol	9.5	U	9.5
3 & 4 Methylphenol	9.5	U	9.5
Naphthalene	9.5	U	9.5
1,4-Naphthoquinone	9.5	U	9.5
1-Naphthylamine	9.5	U	9.5
2-Naphthylamine	9.5	U	9.5
2-Nitroaniline	48	U	48
3-Nitroaniline	48	U	48
4-Nitroaniline	48	U	48
Nitrobenzene	9.5	U *	9.5
2-Nitrophenol	9.5	U	9.5
4-Nitrophenol	48	U	48
4-Nitroquinoline-1-oxide	19	U	19
N-Nitro-o-toluidine	9.5	U	9.5
N-Nitrosodiethylamine	9.5	U	9.5
N-Nitrosodimethylamine	9.5	U	9.5
N-Nitrosodi-n-butylamine	9.5	U	9.5
N-Nitrosodi-n-propylamine	9.5	U	9.5
N-Nitrosodiphenylamine	9.5	U	9.5
N-Nitrosomethylethylamine	9.5	U	9.5

US EPA ARCHIVE DOCUMENT

Client: Solutia Inc.

Job Number: 680-37811-1
Sdg Number: KPM019

Client Sample ID: **PMAMW02S-0608-EB**

Lab Sample ID: 680-37811-6EB
Client Matrix: Water

Date Sampled: 06/19/2008 1220
Date Received: 06/20/2008 0905

8270C Semivolatile Compounds by Gas Chromatography/Mass Spectrometry (GC/MS)

Method: 8270C
Preparation: 3520C
Dilution: 1.0
Date Analyzed: 07/10/2008 2340
Date Prepared: 06/25/2008 1403

Analysis Batch: 680-111234
Prep Batch: 680-109883

Instrument ID: GC/MS SemiVolatiles - T
Lab File ID: t0320.d
Initial Weight/Volume: 1050 mL
Final Weight/Volume: 1 mL
Injection Volume: 1.0 uL

Analyte	Result (ug/L)	Qualifier	RL
N-Nitrosomorpholine	9.5	U	9.5
N-Nitrosopiperidine	9.5	U	9.5
N-Nitrosopyrrolidine	9.5	U	9.5
o,o',o''-Triethylphosphorothioate	9.5	U	9.5
Ethyl Parathion	9.5	U	9.5
p-Dimethylamino azobenzene	9.5	U	9.5
Pentachlorobenzene	9.5	U	9.5
Pentachloronitrobenzene	9.5	U	9.5
Pentachlorophenol	48	U	48
Phenacetin	9.5	U	9.5
Phenanthrene	9.5	U	9.5
Phenol	9.5	U	9.5
Phorate	9.5	U	9.5
2-Picoline	9.5	U	9.5
p-Phenylene diamine	1900	U	1900
Pronamide	9.5	U	9.5
Pyrene	9.5	U	9.5
Pyridine	48	U	48
Safrole, Total	9.5	U	9.5
Sulfotepp	9.5	U	9.5
1,2,4,5-Tetrachlorobenzene	9.5	U	9.5
2,3,4,6-Tetrachlorophenol	9.5	U	9.5
Thionazin	9.5	U	9.5
2-Toluidine	9.5	U	9.5
1,2,4-Trichlorobenzene	9.5	U	9.5
2,4,5-Trichlorophenol	9.5	U	9.5
2,4,6-Trichlorophenol	9.5	U	9.5
1,3,5-Trinitrobenzene	9.5	U	9.5
1-Chloro-3-nitrobenzene	9.5	U	9.5
2-Nitrobiphenyl	9.5	U	9.5
2,4-Dichloronitrobenzene	9.5	U	9.5
3-Nitrobiphenyl	9.5	U	9.5
3,4-Dichloronitrobenzene	9.5	U	9.5
4-Nitrobiphenyl	9.5	U	9.5
2-chloronitrobenzene / 4-chloronitrobenzene	19	U	19

Surrogate	%Rec	Acceptance Limits
2-Fluorobiphenyl	50	50 - 113
2-Fluorophenol	41	36 - 110
Nitrobenzene-d5	50	45 - 112
Phenol-d5	42	38 - 116
Terphenyl-d14	72	10 - 121
2,4,6-Tribromophenol	60	40 - 139

US EPA ARCHIVE DOCUMENT

Client: Solutia Inc.

Job Number: 680-37811-1
Sdg Number: KPM019

Client Sample ID: **PMAMW02S-0608**

Lab Sample ID: 680-37811-8
Client Matrix: Water

Date Sampled: 06/19/2008 1315
Date Received: 06/20/2008 0905

8270C Semivolatile Compounds by Gas Chromatography/Mass Spectrometry (GC/MS)

Method: 8270C
Preparation: 3520C
Dilution: 1.0
Date Analyzed: 07/11/2008 0004
Date Prepared: 06/25/2008 1403

Analysis Batch: 680-111234
Prep Batch: 680-109883

Instrument ID: GC/MS SemiVolatiles - T
Lab File ID: t0321.d
Initial Weight/Volume: 1050 mL
Final Weight/Volume: 1 mL
Injection Volume: 1.0 uL

Analyte	Result (ug/L)	Qualifier	RL
Acenaphthene	9.5	U	9.5
Acenaphthylene	9.5	U	9.5
Acetophenone	9.5	U	9.5
2-Acetylaminofluorene	9.5	U	9.5
alpha,alpha-Dimethyl phenethylamine	1900	U	1900
4-Aminobiphenyl	9.5	U	9.5
Aniline	19	U	19
Anthracene	9.5	U	9.5
Aramite, Total	9.5	U	9.5
Benzo[a]anthracene	9.5	U	9.5
Benzo[a]pyrene	9.5	U	9.5
Benzo[b]fluoranthene	9.5	U	9.5
Benzo[g,h,i]perylene	9.5	U	9.5
Benzo[k]fluoranthene	9.5	U	9.5
Benzyl alcohol	9.5	U	9.5
1,1'-Biphenyl	9.5	U	9.5
Bis(2-chloroethoxy)methane	9.5	U	9.5
Bis(2-chloroethyl)ether	9.5	U	9.5
bis(chloroisopropyl) ether	9.5	U	9.5
Bis(2-ethylhexyl) phthalate	9.5	U	9.5
4-Bromophenyl phenyl ether	9.5	U	9.5
Butyl benzyl phthalate	9.5	U	9.5
4-Chloroaniline	19	U	19
4-Chloro-3-methylphenol	9.5	U	9.5
2-Chloronaphthalene	9.5	U	9.5
2-Chlorophenol	9.5	U	9.5
4-Chlorophenyl phenyl ether	9.5	U	9.5
Chrysene	9.5	U	9.5
Diallate	9.5	U	9.5
Dibenz(a,h)anthracene	9.5	U	9.5
Dibenzofuran	9.5	U	9.5
3,3'-Dichlorobenzidine	19	U	19
2,4-Dichlorophenol	9.5	U	9.5
2,6-Dichlorophenol	9.5	U	9.5
Diethyl phthalate	9.5	U	9.5
Dimethoate	9.5	U	9.5
7,12-Dimethylbenz(a)anthracene	9.5	U	9.5
3,3'-Dimethylbenzidine	19	U	19
2,4-Dimethylphenol	9.5	U	9.5
Dimethyl phthalate	9.5	U	9.5
Di-n-butyl phthalate	9.5	U	9.5
1,3-Dinitrobenzene	9.5	U	9.5
4,6-Dinitro-2-methylphenol	48	U	48
2,4-Dinitrophenol	48	U	48

US EPA ARCHIVE DOCUMENT

Client: Solutia Inc.

Job Number: 680-37811-1
Sdg Number: KPM019

Client Sample ID: **PMAMW02S-0608**

Lab Sample ID: 680-37811-8
Client Matrix: Water

Date Sampled: 06/19/2008 1315
Date Received: 06/20/2008 0905

8270C Semivolatile Compounds by Gas Chromatography/Mass Spectrometry (GC/MS)

Method: 8270C
Preparation: 3520C
Dilution: 1.0
Date Analyzed: 07/11/2008 0004
Date Prepared: 06/25/2008 1403

Analysis Batch: 680-111234
Prep Batch: 680-109883

Instrument ID: GC/MS SemiVolatiles - T
Lab File ID: t0321.d
Initial Weight/Volume: 1050 mL
Final Weight/Volume: 1 mL
Injection Volume: 1.0 uL

Analyte	Result (ug/L)	Qualifier	RL
2,4-Dinitrotoluene	9.5	U	9.5
2,6-Dinitrotoluene	9.5	U	9.5
Di-n-octyl phthalate	9.5	U	9.5
Dinoseb	9.5	U	9.5
1,4-Dioxane	9.5	U	9.5
Disulfoton	9.5	U	9.5
Ethyl methanesulfonate	9.5	U	9.5
Famphur	9.5	U	9.5
Fluoranthene	9.5	U	9.5
Fluorene	9.5	U	9.5
Hexachlorobenzene	9.5	U	9.5
Hexachlorobutadiene	9.5	U	9.5
Hexachlorocyclopentadiene	9.5	U	9.5
Hexachloroethane	9.5	U	9.5
Hexachlorophene	4800	U	4800
Hexachloropropene	9.5	U	9.5
Indeno[1,2,3-cd]pyrene	9.5	U	9.5
Isophorone	9.5	U	9.5
Isosafrole	9.5	U	9.5
Methapyrilene	1900	U	1900
3-Methylcholanthrene	9.5	U	9.5
Methyl methanesulfonate	9.5	U	9.5
2-Methylnaphthalene	9.5	U	9.5
Methyl parathion	9.5	U	9.5
2-Methylphenol	9.5	U	9.5
3 & 4 Methylphenol	9.5	U	9.5
Naphthalene	9.5	U	9.5
1,4-Naphthoquinone	9.5	U	9.5
1-Naphthylamine	9.5	U	9.5
2-Naphthylamine	9.5	U	9.5
2-Nitroaniline	48	U	48
3-Nitroaniline	48	U	48
4-Nitroaniline	48	U	48
Nitrobenzene	9.5	U *	9.5
2-Nitrophenol	9.5	U	9.5
4-Nitrophenol	48	U	48
4-Nitroquinoline-1-oxide	19	U	19
N-Nitro-o-toluidine	9.5	U	9.5
N-Nitrosodiethylamine	9.5	U	9.5
N-Nitrosodimethylamine	9.5	U	9.5
N-Nitrosodi-n-butylamine	9.5	U	9.5
N-Nitrosodi-n-propylamine	9.5	U	9.5
N-Nitrosodiphenylamine	9.5	U	9.5
N-Nitrosomethylethylamine	9.5	U	9.5

US EPA ARCHIVE DOCUMENT

Client: Solutia Inc.

Job Number: 680-37811-1
Sdg Number: KPM019

Client Sample ID: **PMAMW02S-0608**

Lab Sample ID: 680-37811-8
Client Matrix: Water

Date Sampled: 06/19/2008 1315
Date Received: 06/20/2008 0905

8270C Semivolatile Compounds by Gas Chromatography/Mass Spectrometry (GC/MS)

Method:	8270C	Analysis Batch: 680-111234	Instrument ID:	GC/MS SemiVolatiles - T	
Preparation:	3520C	Prep Batch: 680-109883	Lab File ID:	t0321.d	
Dilution:	1.0		Initial Weight/Volume:	1050	mL
Date Analyzed:	07/11/2008 0004		Final Weight/Volume:	1	mL
Date Prepared:	06/25/2008 1403		Injection Volume:	1.0	uL

Analyte	Result (ug/L)	Qualifier	RL
N-Nitrosomorpholine	9.5	U	9.5
N-Nitrosopiperidine	9.5	U	9.5
N-Nitrosopyrrolidine	9.5	U	9.5
o,o',o"-Triethylphosphorothioate	9.5	U	9.5
Ethyl Parathion	9.5	U	9.5
p-Dimethylamino azobenzene	9.5	U	9.5
Pentachlorobenzene	9.5	U	9.5
Pentachloronitrobenzene	9.5	U	9.5
Pentachlorophenol	48	U	48
Phenacetin	9.5	U	9.5
Phenanthrene	9.5	U	9.5
Phenol	9.5	U	9.5
Phorate	9.5	U	9.5
2-Picoline	9.5	U	9.5
p-Phenylene diamine	1900	U	1900
Pronamide	9.5	U	9.5
Pyrene	9.5	U	9.5
Pyridine	48	U	48
Safrole, Total	9.5	U	9.5
Sulfotepp	9.5	U	9.5
1,2,4,5-Tetrachlorobenzene	9.5	U	9.5
2,3,4,6-Tetrachlorophenol	9.5	U	9.5
Thionazin	9.5	U	9.5
2-Toluidine	9.5	U	9.5
1,2,4-Trichlorobenzene	9.5	U	9.5
2,4,5-Trichlorophenol	9.5	U	9.5
2,4,6-Trichlorophenol	9.5	U	9.5
1,3,5-Trinitrobenzene	9.5	U	9.5
1-Chloro-3-nitrobenzene	9.5	U	9.5
2-Nitrobiphenyl	9.5	U	9.5
2,4-Dichloronitrobenzene	9.5	U	9.5
3-Nitrobiphenyl	9.5	U	9.5
3,4-Dichloronitrobenzene	9.5	U	9.5
4-Nitrobiphenyl	9.5	U	9.5
2-chloronitrobenzene / 4-chloronitrobenzene	19	U	19

Surrogate	%Rec	Acceptance Limits
2-Fluorobiphenyl	65	50 - 113
2-Fluorophenol	47	36 - 110
Nitrobenzene-d5	60	45 - 112
Phenol-d5	46	38 - 116
Terphenyl-d14	47	10 - 121
2,4,6-Tribromophenol	77	40 - 139

US EPA ARCHIVE DOCUMENT

Client: Solutia Inc.

Job Number: 680-37811-1
Sdg Number: KPM019

Client Sample ID: **PMAMW02M-0608**

Lab Sample ID: 680-37811-10
Client Matrix: Water

Date Sampled: 06/19/2008 1420
Date Received: 06/20/2008 0905

8270C Semivolatile Compounds by Gas Chromatography/Mass Spectrometry (GC/MS)

Method: 8270C
Preparation: 3520C
Dilution: 1.0
Date Analyzed: 07/11/2008 0028
Date Prepared: 06/25/2008 1403

Analysis Batch: 680-111234
Prep Batch: 680-109883

Instrument ID: GC/MS SemiVolatiles - T
Lab File ID: t0322.d
Initial Weight/Volume: 1050 mL
Final Weight/Volume: 1 mL
Injection Volume: 1.0 uL

Analyte	Result (ug/L)	Qualifier	RL
Acenaphthene	9.5	U	9.5
Acenaphthylene	9.5	U	9.5
Acetophenone	9.5	U	9.5
2-Acetylaminofluorene	9.5	U	9.5
alpha,alpha-Dimethyl phenethylamine	1900	U	1900
4-Aminobiphenyl	9.5	U	9.5
Aniline	19	U	19
Anthracene	9.5	U	9.5
Aramite, Total	9.5	U	9.5
Benzo[a]anthracene	9.5	U	9.5
Benzo[a]pyrene	9.5	U	9.5
Benzo[b]fluoranthene	9.5	U	9.5
Benzo[g,h,i]perylene	9.5	U	9.5
Benzo[k]fluoranthene	9.5	U	9.5
Benzyl alcohol	9.5	U	9.5
1,1'-Biphenyl	9.5	U	9.5
Bis(2-chloroethoxy)methane	9.5	U	9.5
Bis(2-chloroethyl)ether	9.5	U	9.5
bis(chloroisopropyl) ether	9.5	U	9.5
Bis(2-ethylhexyl) phthalate	9.5	U	9.5
4-Bromophenyl phenyl ether	9.5	U	9.5
Butyl benzyl phthalate	9.5	U	9.5
4-Chloroaniline	68		19
4-Chloro-3-methylphenol	9.5	U	9.5
2-Chloronaphthalene	9.5	U	9.5
2-Chlorophenol	13		9.5
4-Chlorophenyl phenyl ether	9.5	U	9.5
Chrysene	9.5	U	9.5
Diallate	9.5	U	9.5
Dibenz(a,h)anthracene	9.5	U	9.5
Dibenzofuran	9.5	U	9.5
3,3'-Dichlorobenzidine	19	U	19
2,4-Dichlorophenol	9.5	U	9.5
2,6-Dichlorophenol	9.5	U	9.5
Diethyl phthalate	9.5	U	9.5
Dimethoate	9.5	U	9.5
7,12-Dimethylbenz(a)anthracene	9.5	U	9.5
3,3'-Dimethylbenzidine	19	U	19
2,4-Dimethylphenol	9.5	U	9.5
Dimethyl phthalate	9.5	U	9.5
Di-n-butyl phthalate	9.5	U	9.5
1,3-Dinitrobenzene	9.5	U	9.5
4,6-Dinitro-2-methylphenol	48	U	48
2,4-Dinitrophenol	48	U	48

US EPA ARCHIVE DOCUMENT

Client: Solutia Inc.

Job Number: 680-37811-1
Sdg Number: KPM019

Client Sample ID: **PMAMW02M-0608**

Lab Sample ID: 680-37811-10
Client Matrix: Water

Date Sampled: 06/19/2008 1420
Date Received: 06/20/2008 0905

8270C Semivolatile Compounds by Gas Chromatography/Mass Spectrometry (GC/MS)

Method: 8270C
Preparation: 3520C
Dilution: 1.0
Date Analyzed: 07/11/2008 0028
Date Prepared: 06/25/2008 1403

Analysis Batch: 680-111234
Prep Batch: 680-109883

Instrument ID: GC/MS SemiVolatiles - T
Lab File ID: t0322.d
Initial Weight/Volume: 1050 mL
Final Weight/Volume: 1 mL
Injection Volume: 1.0 uL

Analyte	Result (ug/L)	Qualifier	RL
2,4-Dinitrotoluene	9.5	U	9.5
2,6-Dinitrotoluene	9.5	U	9.5
Di-n-octyl phthalate	9.5	U	9.5
Dinoseb	9.5	U	9.5
1,4-Dioxane	9.5	U	9.5
Disulfoton	9.5	U	9.5
Ethyl methanesulfonate	9.5	U	9.5
Famphur	9.5	U	9.5
Fluoranthene	9.5	U	9.5
Fluorene	9.5	U	9.5
Hexachlorobenzene	9.5	U	9.5
Hexachlorobutadiene	9.5	U	9.5
Hexachlorocyclopentadiene	9.5	U	9.5
Hexachloroethane	9.5	U	9.5
Hexachlorophene	4800	U	4800
Hexachloropropene	9.5	U	9.5
Indeno[1,2,3-cd]pyrene	9.5	U	9.5
Isophorone	9.5	U	9.5
Isosafrole	9.5	U	9.5
Methapyrilene	1900	U	1900
3-Methylcholanthrene	9.5	U	9.5
Methyl methanesulfonate	9.5	U	9.5
2-Methylnaphthalene	9.5	U	9.5
Methyl parathion	9.5	U	9.5
2-Methylphenol	9.5	U	9.5
3 & 4 Methylphenol	9.5	U	9.5
Naphthalene	9.5	U	9.5
1,4-Naphthoquinone	9.5	U	9.5
1-Naphthylamine	9.5	U	9.5
2-Naphthylamine	9.5	U	9.5
2-Nitroaniline	48	U	48
3-Nitroaniline	48	U	48
4-Nitroaniline	48	U	48
Nitrobenzene	9.5	U *	9.5
2-Nitrophenol	9.5	U	9.5
4-Nitrophenol	48	U	48
4-Nitroquinoline-1-oxide	19	U	19
N-Nitro-o-toluidine	9.5	U	9.5
N-Nitrosodiethylamine	9.5	U	9.5
N-Nitrosodimethylamine	9.5	U	9.5
N-Nitrosodi-n-butylamine	9.5	U	9.5
N-Nitrosodi-n-propylamine	9.5	U	9.5
N-Nitrosodiphenylamine	9.5	U	9.5
N-Nitrosomethylethylamine	9.5	U	9.5

US EPA ARCHIVE DOCUMENT

Client: Solutia Inc.

Job Number: 680-37811-1
Sdg Number: KPM019

Client Sample ID: **PMAMW02M-0608**

Lab Sample ID: 680-37811-10
Client Matrix: Water

Date Sampled: 06/19/2008 1420
Date Received: 06/20/2008 0905

8270C Semivolatile Compounds by Gas Chromatography/Mass Spectrometry (GC/MS)

Method: 8270C
Preparation: 3520C
Dilution: 1.0
Date Analyzed: 07/11/2008 0028
Date Prepared: 06/25/2008 1403

Analysis Batch: 680-111234
Prep Batch: 680-109883

Instrument ID: GC/MS SemiVolatiles - T
Lab File ID: t0322.d
Initial Weight/Volume: 1050 mL
Final Weight/Volume: 1 mL
Injection Volume: 1.0 uL

Analyte	Result (ug/L)	Qualifier	RL
N-Nitrosomorpholine	9.5	U	9.5
N-Nitrosopiperidine	9.5	U	9.5
N-Nitrosopyrrolidine	9.5	U	9.5
o,o',o"-Triethylphosphorothioate	9.5	U	9.5
Ethyl Parathion	9.5	U	9.5
p-Dimethylamino azobenzene	9.5	U	9.5
Pentachlorobenzene	9.5	U	9.5
Pentachloronitrobenzene	9.5	U	9.5
Pentachlorophenol	48	U	48
Phenacetin	9.5	U	9.5
Phenanthrene	9.5	U	9.5
Phenol	25		9.5
Phorate	9.5	U	9.5
2-Picoline	9.5	U	9.5
p-Phenylene diamine	1900	U	1900
Pronamide	9.5	U	9.5
Pyrene	9.5	U	9.5
Pyridine	48	U	48
Safrole, Total	9.5	U	9.5
Sulfotepp	9.5	U	9.5
1,2,4,5-Tetrachlorobenzene	9.5	U	9.5
2,3,4,6-Tetrachlorophenol	9.5	U	9.5
Thionazin	9.5	U	9.5
2-Toluidine	9.5	U	9.5
1,2,4-Trichlorobenzene	9.5	U	9.5
2,4,5-Trichlorophenol	9.5	U	9.5
2,4,6-Trichlorophenol	9.5	U	9.5
1,3,5-Trinitrobenzene	9.5	U	9.5
1-Chloro-3-nitrobenzene	9.5	U	9.5
2-Nitrobiphenyl	9.5	U	9.5
2,4-Dichloronitrobenzene	9.5	U	9.5
3-Nitrobiphenyl	9.5	U	9.5
3,4-Dichloronitrobenzene	9.5	U	9.5
4-Nitrobiphenyl	9.5	U	9.5
2-chloronitrobenzene / 4-chloronitrobenzene	19	U	19

Surrogate	%Rec	Acceptance Limits
2-Fluorobiphenyl	62	50 - 113
2-Fluorophenol	52	36 - 110
Nitrobenzene-d5	62	45 - 112
Phenol-d5	54	38 - 116
Terphenyl-d14	48	10 - 121
2,4,6-Tribromophenol	88	40 - 139

US EPA ARCHIVE DOCUMENT

Client: Solutia Inc.

Job Number: 680-37811-1
Sdg Number: KPM019

Client Sample ID: **PMAMW02M-0608-AD**

Lab Sample ID: 680-37811-12FD
Client Matrix: Water

Date Sampled: 06/19/2008 1420
Date Received: 06/20/2008 0905

8270C Semivolatile Compounds by Gas Chromatography/Mass Spectrometry (GC/MS)

Method: 8270C
Preparation: 3520C
Dilution: 1.0
Date Analyzed: 07/11/2008 0052
Date Prepared: 06/25/2008 1403

Analysis Batch: 680-111234
Prep Batch: 680-109883

Instrument ID: GC/MS SemiVolatiles - T
Lab File ID: t0323.d
Initial Weight/Volume: 1050 mL
Final Weight/Volume: 1 mL
Injection Volume: 1.0 uL

Analyte	Result (ug/L)	Qualifier	RL
Acenaphthene	9.5	U	9.5
Acenaphthylene	9.5	U	9.5
Acetophenone	9.5	U	9.5
2-Acetylaminofluorene	9.5	U	9.5
alpha,alpha-Dimethyl phenethylamine	1900	U	1900
4-Aminobiphenyl	9.5	U	9.5
Aniline	19	U	19
Anthracene	9.5	U	9.5
Aramite, Total	9.5	U	9.5
Benzo[a]anthracene	9.5	U	9.5
Benzo[a]pyrene	9.5	U	9.5
Benzo[b]fluoranthene	9.5	U	9.5
Benzo[g,h,i]perylene	9.5	U	9.5
Benzo[k]fluoranthene	9.5	U	9.5
Benzyl alcohol	9.5	U	9.5
1,1'-Biphenyl	9.5	U	9.5
Bis(2-chloroethoxy)methane	9.5	U	9.5
Bis(2-chloroethyl)ether	9.5	U	9.5
bis(chloroisopropyl) ether	9.5	U	9.5
Bis(2-ethylhexyl) phthalate	9.5	U	9.5
4-Bromophenyl phenyl ether	9.5	U	9.5
Butyl benzyl phthalate	9.5	U	9.5
4-Chloroaniline	64		19
4-Chloro-3-methylphenol	9.5	U	9.5
2-Chloronaphthalene	9.5	U	9.5
2-Chlorophenol	13		9.5
4-Chlorophenyl phenyl ether	9.5	U	9.5
Chrysene	9.5	U	9.5
Diallate	9.5	U	9.5
Dibenz(a,h)anthracene	9.5	U	9.5
Dibenzofuran	9.5	U	9.5
3,3'-Dichlorobenzidine	19	U	19
2,4-Dichlorophenol	9.5	U	9.5
2,6-Dichlorophenol	9.5	U	9.5
Diethyl phthalate	9.5	U	9.5
Dimethoate	9.5	U	9.5
7,12-Dimethylbenz(a)anthracene	9.5	U	9.5
3,3'-Dimethylbenzidine	19	U	19
2,4-Dimethylphenol	9.5	U	9.5
Dimethyl phthalate	9.5	U	9.5
Di-n-butyl phthalate	9.5	U	9.5
1,3-Dinitrobenzene	9.5	U	9.5
4,6-Dinitro-2-methylphenol	48	U	48
2,4-Dinitrophenol	48	U	48

US EPA ARCHIVE DOCUMENT

Client: Solutia Inc.

Job Number: 680-37811-1
Sdg Number: KPM019

Client Sample ID: **PMAMW02M-0608-AD**

Lab Sample ID: 680-37811-12FD
Client Matrix: Water

Date Sampled: 06/19/2008 1420
Date Received: 06/20/2008 0905

8270C Semivolatile Compounds by Gas Chromatography/Mass Spectrometry (GC/MS)

Method: 8270C
Preparation: 3520C
Dilution: 1.0
Date Analyzed: 07/11/2008 0052
Date Prepared: 06/25/2008 1403

Analysis Batch: 680-111234
Prep Batch: 680-109883

Instrument ID: GC/MS SemiVolatiles - T
Lab File ID: t0323.d
Initial Weight/Volume: 1050 mL
Final Weight/Volume: 1 mL
Injection Volume: 1.0 uL

Analyte	Result (ug/L)	Qualifier	RL
2,4-Dinitrotoluene	9.5	U	9.5
2,6-Dinitrotoluene	9.5	U	9.5
Di-n-octyl phthalate	9.5	U	9.5
Dinoseb	9.5	U	9.5
1,4-Dioxane	9.5	U	9.5
Disulfoton	9.5	U	9.5
Ethyl methanesulfonate	9.5	U	9.5
Famphur	9.5	U	9.5
Fluoranthene	9.5	U	9.5
Fluorene	9.5	U	9.5
Hexachlorobenzene	9.5	U	9.5
Hexachlorobutadiene	9.5	U	9.5
Hexachlorocyclopentadiene	9.5	U	9.5
Hexachloroethane	9.5	U	9.5
Hexachlorophene	4800	U	4800
Hexachloropropene	9.5	U	9.5
Indeno[1,2,3-cd]pyrene	9.5	U	9.5
Isophorone	9.5	U	9.5
Isosafrole	9.5	U	9.5
Methapyrilene	1900	U	1900
3-Methylcholanthrene	9.5	U	9.5
Methyl methanesulfonate	9.5	U	9.5
2-Methylnaphthalene	9.5	U	9.5
Methyl parathion	9.5	U	9.5
2-Methylphenol	9.5	U	9.5
3 & 4 Methylphenol	9.5	U	9.5
Naphthalene	9.5	U	9.5
1,4-Naphthoquinone	9.5	U	9.5
1-Naphthylamine	9.5	U	9.5
2-Naphthylamine	9.5	U	9.5
2-Nitroaniline	48	U	48
3-Nitroaniline	48	U	48
4-Nitroaniline	48	U	48
Nitrobenzene	9.5	U *	9.5
2-Nitrophenol	9.5	U	9.5
4-Nitrophenol	48	U	48
4-Nitroquinoline-1-oxide	19	U	19
N-Nitro-o-toluidine	9.5	U	9.5
N-Nitrosodiethylamine	9.5	U	9.5
N-Nitrosodimethylamine	9.5	U	9.5
N-Nitrosodi-n-butylamine	9.5	U	9.5
N-Nitrosodi-n-propylamine	9.5	U	9.5
N-Nitrosodiphenylamine	9.5	U	9.5
N-Nitrosomethylethylamine	9.5	U	9.5

US EPA ARCHIVE DOCUMENT

Client: Solutia Inc.

Job Number: 680-37811-1
Sdg Number: KPM019

Client Sample ID: **PMAMW02M-0608-AD**

Lab Sample ID: 680-37811-12FD
Client Matrix: Water

Date Sampled: 06/19/2008 1420
Date Received: 06/20/2008 0905

8270C Semivolatile Compounds by Gas Chromatography/Mass Spectrometry (GC/MS)

Method:	8270C	Analysis Batch: 680-111234	Instrument ID:	GC/MS SemiVolatiles - T	
Preparation:	3520C	Prep Batch: 680-109883	Lab File ID:	t0323.d	
Dilution:	1.0		Initial Weight/Volume:	1050	mL
Date Analyzed:	07/11/2008 0052		Final Weight/Volume:	1	mL
Date Prepared:	06/25/2008 1403		Injection Volume:	1.0	uL

Analyte	Result (ug/L)	Qualifier	RL
N-Nitrosomorpholine	9.5	U	9.5
N-Nitrosopiperidine	9.5	U	9.5
N-Nitrosopyrrolidine	9.5	U	9.5
o,o',o"-Triethylphosphorothioate	9.5	U	9.5
Ethyl Parathion	9.5	U	9.5
p-Dimethylamino azobenzene	9.5	U	9.5
Pentachlorobenzene	9.5	U	9.5
Pentachloronitrobenzene	9.5	U	9.5
Pentachlorophenol	48	U	48
Phenacetin	9.5	U	9.5
Phenanthrene	9.5	U	9.5
Phenol	24		9.5
Phorate	9.5	U	9.5
2-Picoline	9.5	U	9.5
p-Phenylene diamine	1900	U	1900
Pronamide	9.5	U	9.5
Pyrene	9.5	U	9.5
Pyridine	48	U	48
Safrole, Total	9.5	U	9.5
Sulfotepp	9.5	U	9.5
1,2,4,5-Tetrachlorobenzene	9.5	U	9.5
2,3,4,6-Tetrachlorophenol	9.5	U	9.5
Thionazin	9.5	U	9.5
2-Toluidine	9.5	U	9.5
1,2,4-Trichlorobenzene	9.5	U	9.5
2,4,5-Trichlorophenol	9.5	U	9.5
2,4,6-Trichlorophenol	9.5	U	9.5
1,3,5-Trinitrobenzene	9.5	U	9.5
1-Chloro-3-nitrobenzene	9.5	U	9.5
2-Nitrobiphenyl	9.5	U	9.5
2,4-Dichloronitrobenzene	9.5	U	9.5
3-Nitrobiphenyl	9.5	U	9.5
3,4-Dichloronitrobenzene	9.5	U	9.5
4-Nitrobiphenyl	9.5	U	9.5
2-chloronitrobenzene / 4-chloronitrobenzene	19	U	19

Surrogate	%Rec	Acceptance Limits
2-Fluorobiphenyl	62	50 - 113
2-Fluorophenol	51	36 - 110
Nitrobenzene-d5	62	45 - 112
Phenol-d5	54	38 - 116
Terphenyl-d14	59	10 - 121
2,4,6-Tribromophenol	88	40 - 139

US EPA ARCHIVE DOCUMENT

DATA REPORTING QUALIFIERS

Client: Solutia Inc.

Job Number: 680-37811-1
Sdg Number: KPM019

Lab Section	Qualifier	Description
GC/MS VOA		
	U	Indicates the analyte was analyzed for but not detected.
	F	MS or MSD exceeds the control limits
	E	Result exceeded calibration range, secondary dilution required.
	D	Surrogate or matrix spike recoveries were not obtained because the extract was diluted for analysis; also compounds analyzed at a dilution may be flagged with a D.
GC/MS Semi VOA		
	U	Indicates the analyte was analyzed for but not detected.
	*	LCS or LCSD exceeds the control limits
	F	MS or MSD exceeds the control limits

US EPA ARCHIVE DOCUMENT

SDG KPM020

Results of Samples from Wells:

PMAMW03S
PMAMW03M
PMAMW04S

US EPA ARCHIVE DOCUMENT

US EPA ARCHIVE DOCUMENT

Solutia Krummrich Data Review

Laboratory SDG: KPM020

Reviewer: Tony Sedlacek

Date Reviewed: 8/24/2008

Guidance: USEPA Contract Laboratory Program National Functional Guidelines for Organic Data Review (USEPA 1999).

Applicable Work Plan: PCB Mobility and Migration Investigation (URS 2005)

Sample Identification #	Sample Identification #
TB02-0608	PMAMW03S-0608
PMAMW03S-F-0608	PMAMW03M-0608
PMAMW03M-F-0608	PMAM04S-0608
PMAMW04S-F-0608	

1.0 Data Package Completeness

Were all items delivered as specified in the QAPP and COC?

No, trip blank sample TB02-0608 was listed on the COC for VOC analysis. However, this sample was analyzed as part of SDG KPM020. No qualification of data was required.

2.0 Laboratory Case Narrative \ Cooler Receipt Form

Were problems noted in the laboratory case narrative or cooler receipt form?

Yes, the laboratory case narrative indicated that SVOC surrogates in some samples were diluted out and not recovered. The LCS recovery for nitrobenzene was outside evaluation criteria. PCB internal standard recoveries were outside evaluation criteria. Some VOC, SVOC and PCB samples were diluted due to high levels of target analytes. Samples were evaluated and qualified using professional judgment. The compound p-phenylene diamine in sample PMAMW03M-0608 was reported in error by the laboratory as a nondetect that exceeded the calibration range of the instrument. The p-phenylene diamine result was 520 µg/L in sample PMAMW03M-0608 and did exceed the calibration range of the instrument; therefore, the result should have been reported as 520 µg/L E by the laboratory. This samples was diluted and was within the calibration range of the instrument. The p-phenylene diamine result will be reported from the diluted analysis. No qualification of data was required. These

US EPA ARCHIVE DOCUMENT

issues are addressed further in the appropriate sections below.

The cooler receipt form did not indicate any problems.

3.0 Holding Times

Were samples extracted/analyzed within QAPP limits?

Yes

Field ID	Parameter	Analyte	Qualification
N/A			

4.0 Blank Contamination

Were any analytes detected in the Method Blanks, Field Blanks or Trip Blanks?

No

Blank ID	Parameter	Analyte	Concentration	Units
N/A				

Qualifications due to blank contamination are included in the table below.

Field ID	Parameter	Analyte	New RL	Qualification
N/A				

5.0 Laboratory Control Sample

Were LCS recoveries within evaluation criteria?

No

LCS ID	Parameter	Analyte	LCS Recovery	RPD	LCS Criteria
LCS 680-109883/15-A	SVOCs	Nitrobenzene	**132**	N/A	46-110

US EPA ARCHIVE DOCUMENT

Analytical data that required qualification based on LCS data are included in the table below. Analytical data which were reported as nondetect and associated with LCS recoveries above evaluation criteria, indicating a possible high bias, did not require qualification.

Field ID	Parameter	Analyte	Qualification

6.0 Surrogate Recoveries

Were surrogate recoveries within evaluation criteria?

No, all SVOC surrogates were diluted out and not recovered in samples PMAMW03M-0608DL and PMAMW04S-0608DL. No qualification of data was required.

Field ID	Parameter	Surrogate	Recovery	Criteria
N/A				

Analytical data that required qualification based on surrogate data are included in the table below.

Field ID	Parameter	Analyte	Qualification
N/A			

7.0 Matrix Spike and Matrix Spike Duplicate Recoveries

Were MS/MSD samples reported as part of this SDG?

No

Were MS/MSD recoveries within evaluation criteria?

N/A

MS/MSD ID	Parameter	Analyte	MS/MSD Recovery	RPD	MS/MSD/RPD Criteria
N/A					

Analytical data that required qualification based on MS/MSD data are included in the table below.

Field ID	Parameter	Analyte	Qualification

N/A			

8.0 Internal Standard (IS) Recoveries

Were internal standard area recoveries within evaluation criteria?

No

Field ID	Parameter	Analyte	IS Area Recovery	IS Criteria
PMAMW04S-0608	PCBs	Phenanthrene-d_{10}	**295032**	60869-113043
PMAMW04S-0608	PCBs	Chrysene-d_{12}	**117665**	52558-97608
PMAMW04S-F-0608	PCBs	Phenanthrene-d_{10}	**116596**	60869-113043
PMAMW04S-F-0608	PCBs	Chrysene-d_{12}	**115293**	52558-97608
PMAMW04S-0608DL	PCBs	Phenanthrene-d_{10}	**153028**	56953-105769
PMAMW04S-0608DL	PCBs	Chrysene-d_{12}	**107022**	49005-91101

Analytical data that required qualification based on IS data are included in the table below. Internal standard areas outside criteria in quality control samples did not require qualification. Analytical data which were reported as nondetect and associated with internal standard recoveries above evaluation criteria, indicating a possible high bias, did not require qualification. Internal standard areas for phenanthrene-d_{10} and chrysene-d_{12} recovered within the initial calibration average internal standard area for samples PMAMW04S-F-0608 and PMAM04S-0608DL and chrysene-d_{12} for PMAMW04S-0608; therefore, no qualification of data was required. The internal standard areas for phenanthrene-d_{10} in sample PMAMW04S-0608 recovered outside the initial calibration average internal standard area.

Field ID	Parameter	Analyte	Qualification
PMAMW04S-0608	PBCs	Monochlorobiophenyl	**J**
PMAMW04S-0608	PBCs	Dichlorobiphenyl	**J**
PMAMW04S-0608	PBCs	Tetrachlorobiphenyl	**J**
PMAMW04S-0608	PBCs	Pentachlorobiphenyl	**J**
PMAMW04S-0608	PBCs	Hexachlorobiphenyl	**J**
PMAMW04S-0608	PBCs	Heptachorobiphenyl	**J**
PMAMW04S-0608	PBCs	Octachlorobiphenyl	**J**
PMAMW04S-0608	PBCs	Nonachlorobipheyl	**J**

US EPA ARCHIVE DOCUMENT

US EPA ARCHIVE DOCUMENT

9.0 Laboratory Duplicate Results

Were laboratory duplicate samples collected as part of this SDG?

No

Were laboratory duplicate sample RPDs within criteria?

N/A

Field ID	Parameter	Analyte	RPD	Criteria
N/A				

Data qualified due to outlying laboratory duplicate recoveries are identified below:

Field ID	Parameter	Analyte	Qualification
N/A			

10.0 Field Duplicate Results

Were field duplicate samples collected as part of this SDG?

No

Field ID	Field Duplicate ID
N/A	

Were field duplicates within evaluation criteria?

N/A

Field ID	Field Duplicate ID	Parameter	Analyte	RPD	Qualification
N/A					

11.0 Sample Dilutions

For samples that were diluted and nondetect, were undiluted results also reported?

No

The following table identifies the analyses which were reported as nondetect, diluted, and an undiluted run ***was not*** reported:

Field ID	Parameter	Dilution Factor
PMAMW04S-0608	VOCs	5

12.0 Additional Qualifications

Were additional qualifications applied?

Yes

Professional judgment was used to qualify the common laboratory contaminants acetone reported at concentrations less than two times (2X) the RL.

Field ID	Analyte	Qualification	Comments
PMAMW03M-0608	Acetone	**U**	Professional Judgment

US EPA ARCHIVE DOCUMENT

SAMPLE SUMMARY

Client: URS Corporation

Job Number: 680-37869-1
Sdg Number: KPM020

Lab Sample ID	Client Sample ID	Client Matrix	Date/Time Sampled	Date/Time Received
680-37869-1	TB02-0608	Water	06/20/2008 0000	06/21/2008 0947
680-37869-2	PMAMW03S-0608	Water	06/20/2008 0935	06/21/2008 0947
680-37869-3	PMAMW03S-F-0608	Water	06/20/2008 0935	06/21/2008 0947
680-37869-4	PMAMW03M-0608	Water	06/20/2008 1035	06/21/2008 0947
680-37869-5	PMAMW03M-F-0608	Water	06/20/2008 1035	06/21/2008 0947
680-37869-6	PMAMW04S-0608	Water	06/20/2008 1355	06/21/2008 0947
680-37869-7	PMAMW04S-F-0608	Water	06/20/2008 1355	06/21/2008 0947

US EPA ARCHIVE DOCUMENT

US EPA ARCHIVE DOCUMENT

SAMPLE RESULTS

Client: URS Corporation

Job Number: 680-37869-1
Sdg Number: KPM020

Client Sample ID: **TB02-0608**

Lab Sample ID: 680-37869-1
Client Matrix: Water

Date Sampled: 06/20/2008 0000
Date Received: 06/21/2008 0947

8260B Volatile Organic Compounds by GC/MS

Method: 8260B
Preparation: 5030B
Dilution: 1.0
Date Analyzed: 06/30/2008 2247
Date Prepared: 06/30/2008 2247

Analysis Batch: 680-110516

Instrument ID: GC/MS Volatiles - P C2
Lab File ID: p0784.d
Initial Weight/Volume: 5 mL
Final Weight/Volume: 5 mL

Analyte	Result (ug/L)	Qualifier	RL
Acetone	25	U	25
Acetonitrile	40	U	40
Acrolein	20	U	20
Acrylonitrile	20	U	20
Benzene	1.0	U	1.0
Bromoform	1.0	U	1.0
Bromomethane	1.0	U	1.0
Carbon disulfide	2.0	U	2.0
Carbon tetrachloride	1.0	U	1.0
Chlorobenzene	1.0	U	1.0
2-Chloro-1,3-butadiene	1.0	U	1.0
Chlorodibromomethane	1.0	U	1.0
Chloroethane	1.0	U	1.0
Chloroform	1.0	U	1.0
Chloromethane	1.0	U	1.0
3-Chloro-1-propene	1.0	U	1.0
cis-1,3-Dichloropropene	1.0	U	1.0
1,2-Dibromo-3-Chloropropane	1.0	U	1.0
Dibromomethane	1.0	U	1.0
1,2-Dichlorobenzene	1.0	U	1.0
1,3-Dichlorobenzene	1.0	U	1.0
1,4-Dichlorobenzene	1.0	U	1.0
Dichlorobromomethane	1.0	U	1.0
Dichlorodifluoromethane	1.0	U	1.0
1,1-Dichloroethane	1.0	U	1.0
1,2-Dichloroethane	1.0	U	1.0
1,1-Dichloroethene	1.0	U	1.0
1,2-Dichloropropane	1.0	U	1.0
Ethylbenzene	1.0	U	1.0
Ethylene Dibromide	1.0	U	1.0
Ethyl methacrylate	1.0	U	1.0
2-Hexanone	10	U	10
Iodomethane	5.0	U	5.0
Isobutyl alcohol	40	U	40
Methacrylonitrile	20	U	20
Methylene Chloride	5.0	U	5.0
2-Butanone (MEK)	10	U	10
4-Methyl-2-pentanone (MIBK)	10	U	10
Methyl methacrylate	1.0	U	1.0
Pentachloroethane	5.0	U	5.0
Propionitrile	20	U	20
Styrene	1.0	U	1.0
1,1,1,2-Tetrachloroethane	1.0	U	1.0
1,1,2,2-Tetrachloroethane	1.0	U	1.0

US EPA ARCHIVE DOCUMENT

Client: URS Corporation

Job Number: 680-37869-1
Sdg Number: KPM020

Client Sample ID: **TB02-0608**

Lab Sample ID: 680-37869-1
Client Matrix: Water

Date Sampled: 06/20/2008 0000
Date Received: 06/21/2008 0947

8260B Volatile Organic Compounds by GC/MS

Method: 8260B
Preparation: 5030B
Dilution: 1.0
Date Analyzed: 06/30/2008 2247
Date Prepared: 06/30/2008 2247

Analysis Batch: 680-110516

Instrument ID: GC/MS Volatiles - P C2
Lab File ID: p0784.d
Initial Weight/Volume: 5 mL
Final Weight/Volume: 5 mL

Analyte	Result (ug/L)	Qualifier	RL
Tetrachloroethene	1.0	U	1.0
Toluene	1.0	U	1.0
trans-1,4-Dichloro-2-butene	2.0	U	2.0
trans-1,2-Dichloroethene	1.0	U	1.0
trans-1,3-Dichloropropene	1.0	U	1.0
1,1,1-Trichloroethane	1.0	U	1.0
1,1,2-Trichloroethane	1.0	U	1.0
Trichloroethene	1.0	U	1.0
Trichlorofluoromethane	1.0	U	1.0
1,2,3-Trichloropropane	1.0	U	1.0
Vinyl acetate	2.0	U	2.0
Vinyl chloride	1.0	U	1.0
Xylenes, Total	2.0	U	2.0

Surrogate	%Rec	Acceptance Limits
4-Bromofluorobenzene	100	75 - 120
Dibromofluoromethane	103	75 - 121
Toluene-d8 (Surr)	98	75 - 120

US EPA ARCHIVE DOCUMENT

Client: URS Corporation

Job Number: 680-37869-1
Sdg Number: KPM020

Client Sample ID: **PMAMW03S-0608**

Lab Sample ID: 680-37869-2
Client Matrix: Water

Date Sampled: 06/20/2008 0935
Date Received: 06/21/2008 0947

8260B Volatile Organic Compounds by GC/MS

Method: 8260B
Preparation: 5030B
Dilution: 1.0
Date Analyzed: 06/30/2008 2316
Date Prepared: 06/30/2008 2316

Analysis Batch: 680-110516

Instrument ID: GC/MS Volatiles - P C2
Lab File ID: p0786.d
Initial Weight/Volume: 5 mL
Final Weight/Volume: 5 mL

Analyte	Result (ug/L)	Qualifier	RL
Acetone	25	U	25
Acetonitrile	40	U	40
Acrolein	20	U	20
Acrylonitrile	20	U	20
Benzene	1.0	U	1.0
Bromoform	1.0	U	1.0
Bromomethane	1.0	U	1.0
Carbon disulfide	2.0	U	2.0
Carbon tetrachloride	1.0	U	1.0
Chlorobenzene	1.5		1.0
2-Chloro-1,3-butadiene	1.0	U	1.0
Chlorodibromomethane	1.0	U	1.0
Chloroethane	1.0	U	1.0
Chloroform	1.0	U	1.0
Chloromethane	1.0	U	1.0
3-Chloro-1-propene	1.0	U	1.0
cis-1,3-Dichloropropene	1.0	U	1.0
1,2-Dibromo-3-Chloropropane	1.0	U	1.0
Dibromomethane	1.0	U	1.0
1,2-Dichlorobenzene	2.2		1.0
1,3-Dichlorobenzene	1.0	U	1.0
1,4-Dichlorobenzene	2.0		1.0
Dichlorobromomethane	1.0	U	1.0
Dichlorodifluoromethane	1.0	U	1.0
1,1-Dichloroethane	1.0	U	1.0
1,2-Dichloroethane	1.0	U	1.0
1,1-Dichloroethene	1.0	U	1.0
1,2-Dichloropropane	1.0	U	1.0
Ethylbenzene	1.0	U	1.0
Ethylene Dibromide	1.0	U	1.0
Ethyl methacrylate	1.0	U	1.0
2-Hexanone	10	U	10
Iodomethane	5.0	U	5.0
Isobutyl alcohol	40	U	40
Methacrylonitrile	20	U	20
Methylene Chloride	5.0	U	5.0
2-Butanone (MEK)	10	U	10
4-Methyl-2-pentanone (MIBK)	10	U	10
Methyl methacrylate	1.0	U	1.0
Pentachloroethane	5.0	U	5.0
Propionitrile	20	U	20
Styrene	1.0	U	1.0
1,1,1,2-Tetrachloroethane	1.0	U	1.0
1,1,2,2-Tetrachloroethane	1.0	U	1.0

US EPA ARCHIVE DOCUMENT

Client: URS Corporation

Job Number: 680-37869-1
Sdg Number: KPM020

Client Sample ID: **PMAMW03S-0608**

Lab Sample ID: 680-37869-2
Client Matrix: Water

Date Sampled: 06/20/2008 0935
Date Received: 06/21/2008 0947

8260B Volatile Organic Compounds by GC/MS

Method: 8260B
Preparation: 5030B
Dilution: 1.0
Date Analyzed: 06/30/2008 2316
Date Prepared: 06/30/2008 2316

Analysis Batch: 680-110516

Instrument ID: GC/MS Volatiles - P C2
Lab File ID: p0786.d
Initial Weight/Volume: 5 mL
Final Weight/Volume: 5 mL

Analyte	Result (ug/L)	Qualifier	RL
Tetrachloroethene	1.0	U	1.0
Toluene	1.0	U	1.0
trans-1,4-Dichloro-2-butene	2.0	U	2.0
trans-1,2-Dichloroethene	1.0	U	1.0
trans-1,3-Dichloropropene	1.0	U	1.0
1,1,1-Trichloroethane	1.0	U	1.0
1,1,2-Trichloroethane	1.0	U	1.0
Trichloroethene	1.0	U	1.0
Trichlorofluoromethane	1.0	U	1.0
1,2,3-Trichloropropane	1.0	U	1.0
Vinyl acetate	2.0	U	2.0
Vinyl chloride	1.0	U	1.0
Xylenes, Total	2.0	U	2.0

Surrogate	%Rec	Acceptance Limits
4-Bromofluorobenzene	100	75 - 120
Dibromofluoromethane	101	75 - 121
Toluene-d8 (Surr)	98	75 - 120

US EPA ARCHIVE DOCUMENT

* Do not use this data. Report all other data.

Analytical Data

Client: URS Corporation

Job Number: 680-37869-1
Sdg Number: KPM020

Client Sample ID: PMAMW03M-0608

Lab Sample ID: 680-37869-4
Client Matrix: Water

Date Sampled: 06/20/2008 1035
Date Received: 06/21/2008 0947

8260B Volatile Organic Compounds by GC/MS

Method: 8260B
Preparation: 5030B
Dilution: 1.0
Date Analyzed: 06/30/2008 2346
Date Prepared: 06/30/2008 2346

Analysis Batch: 680-110516

Instrument ID: GC/MS Volatiles - P C2
Lab File ID: p0788.d
Initial Weight/Volume: 5 mL
Final Weight/Volume: 5 mL

Analyte	Result (ug/L)	Qualifier	RL
Acetone	ND 0.0 ~~38~~	"U"	~~25~~ 38
Acetonitrile	~~40~~	U	40
Acrolein	20	U	20
Acrylonitrile	20	U	20
* ~~Benzene~~	~~1600~~	~~E~~	~~1.0~~
Bromoform	1.0	U	1.0
Bromomethane	1.0	U	1.0
Carbon disulfide	2.0	U	2.0
Carbon tetrachloride	1.0	U	1.0
* ~~Chlorobenzene~~	~~1300~~	~~E~~	~~1.0~~
2-Chloro-1,3-butadiene	1.0	U	1.0
Chlorodibromomethane	1.0	U	1.0
Chloroethane	1.0	U	1.0
Chloroform	1.0	U	1.0
Chloromethane	1.0	U	1.0
3-Chloro-1-propene	1.0	U	1.0
cis-1,3-Dichloropropene	1.0	U	1.0
1,2-Dibromo-3-Chloropropane	1.0	U	1.0
Dibromomethane	1.0	U	1.0
* ~~1,2-Dichlorobenzene~~	~~210~~	~~E~~	~~1.0~~
1,3-Dichlorobenzene	58		1.0
* ~~1,4-Dichlorobenzene~~	~~680~~	~~E~~	~~1.0~~
Dichlorobromomethane	1.0	U	1.0
Dichlorodifluoromethane	1.0	U	1.0
1,1-Dichloroethane	1.0	U	1.0
1,2-Dichloroethane	1.0	U	1.0
1,1-Dichloroethene	1.0	U	1.0
1,2-Dichloropropane	1.0	U	1.0
Ethylbenzene	85		1.0
Ethylene Dibromide	1.0	U	1.0
Ethyl methacrylate	1.0	U	1.0
2-Hexanone	10	U	10
Iodomethane	5.0	U	5.0
Isobutyl alcohol	40	U	40
Methacrylonitrile	20	U	20
Methylene Chloride	5.0	U	5.0
2-Butanone (MEK)	10	U	10
4-Methyl-2-pentanone (MIBK)	10	U	10
Methyl methacrylate	1.0	U	1.0
Pentachloroethane	5.0	U	5.0
Propionitrile	20	U	20
Styrene	1.0	U	1.0
1,1,1,2-Tetrachloroethane	1.0	U	1.0
1,1,2,2-Tetrachloroethane	1.0	U	1.0

Client: URS Corporation

Job Number: 680-37869-1
Sdg Number: KPM020

Client Sample ID: **PMAMW03M-0608**

Lab Sample ID: 680-37869-4
Client Matrix: Water

Date Sampled: 06/20/2008 1035
Date Received: 06/21/2008 0947

8260B Volatile Organic Compounds by GC/MS

Method: 8260B
Preparation: 5030B
Dilution: 1.0
Date Analyzed: 06/30/2008 2346
Date Prepared: 06/30/2008 2346

Analysis Batch: 680-110516

Instrument ID: GC/MS Volatiles - P C2
Lab File ID: p0788.d
Initial Weight/Volume: 5 mL
Final Weight/Volume: 5 mL

Analyte	Result (ug/L)	Qualifier	RL
Tetrachloroethene	1.0	U	1.0
Toluene	22		1.0
trans-1,4-Dichloro-2-butene	2.0	U	2.0
trans-1,2-Dichloroethene	1.0	U	1.0
trans-1,3-Dichloropropene	1.0	U	1.0
1,1,1-Trichloroethane	1.0	U	1.0
1,1,2-Trichloroethane	1.0	U	1.0
Trichloroethene	1.0	U	1.0
Trichlorofluoromethane	1.0	U	1.0
1,2,3-Trichloropropane	1.0	U	1.0
Vinyl acetate	2.0	U	2.0
Vinyl chloride	1.0	U	1.0
Xylenes, Total	250		2.0

Surrogate	%Rec	Acceptance Limits
4-Bromofluorobenzene	91	75 - 120
Dibromofluoromethane	84	75 - 121
Toluene-d8 (Surr)	99	75 - 120

US EPA ARCHIVE DOCUMENT

* Use this data only. All other data was reported from the undiluted analysis.

Analytical Data

Client: URS Corporation

Job Number: 680-37869-1
Sdg Number: KPM020

Client Sample ID: **PMAMW03M-0608**

Lab Sample ID: 680-37869-4
Client Matrix: Water

Date Sampled: 06/20/2008 1035
Date Received: 06/21/2008 0947

8260B Volatile Organic Compounds by GC/MS

Method: 8260B
Preparation: 5030B
Dilution: 20
Date Analyzed: 07/02/2008 1237
Date Prepared: 07/02/2008 1237

Analysis Batch: 680-110573
Run Type: DL

Instrument ID: GC/MS Volatiles - P C2
Lab File ID: p0924.d
Initial Weight/Volume: 5 mL
Final Weight/Volume: 5 mL

Analyte	Result (ug/L)	Qualifier	RL
Acetone	500	U	500
Acetonitrile	800	U	800
Acrolein	400	U	400
Acrylonitrile	400	U	400
* Benzene	3900	D	20
Bromoform	20	U	20
Bromomethane	20	U	20
Carbon disulfide	40	U	40
Carbon tetrachloride	20	U	20
* Chlorobenzene	1600	D	20
2-Chloro-1,3-butadiene	20	U	20
Chlorodibromomethane	20	U	20
Chloroethane	20	U	20
Chloroform	20	U	20
Chloromethane	20	U	20
3-Chloro-1-propene	20	U	20
cis-1,3-Dichloropropene	20	U	20
1,2-Dibromo-3-Chloropropane	20	U	20
Dibromomethane	20	U	20
* 1,2-Dichlorobenzene	200	D	20
1,3-Dichlorobenzene	52	D	20
* 1,4-Dichlorobenzene	560	D	20
Dichlorobromomethane	20	U	20
Dichlorodifluoromethane	20	U	20
1,1-Dichloroethane	20	U	20
1,2-Dichloroethane	20	U	20
1,1-Dichloroethene	20	U	20
1,2-Dichloropropane	20	U	20
Ethylbenzene	79	D	20
Ethylene Dibromide	20	U	20
Ethyl methacrylate	20	U	20
2-Hexanone	200	U	200
Iodomethane	100	U	100
Isobutyl alcohol	800	U	800
Methacrylonitrile	400	U	400
Methylene Chloride	100	U	100
2-Butanone (MEK)	200	U	200
4-Methyl-2-pentanone (MIBK)	200	U	200
Methyl methacrylate	20	U	20
Pentachloroethane	100	U	100
Propionitrile	400	U	400
Styrene	20	U	20
1,1,1,2-Tetrachloroethane	20	U	20
1,1,2,2-Tetrachloroethane	20	U	20

Client: URS Corporation

Job Number: 680-37869-1
Sdg Number: KPM020

Client Sample ID: **PMAMW03M-0608**

Lab Sample ID: 680-37869-4
Client Matrix: Water

Date Sampled: 06/20/2008 1035
Date Received: 06/21/2008 0947

8260B Volatile Organic Compounds by GC/MS

Method: 8260B
Preparation: 5030B
Dilution: 20
Date Analyzed: 07/02/2008 1237
Date Prepared: 07/02/2008 1237

Analysis Batch: 680-110573
Run Type: DL

Instrument ID: GC/MS Volatiles - P C2
Lab File ID: p0924.d
Initial Weight/Volume: 5 mL
Final Weight/Volume: 5 mL

Analyte	Result (ug/L)	Qualifier	RL
Tetrachloroethene	20	U	20
Toluene	22	D	20
trans-1,4-Dichloro-2-butene	40	U	40
trans-1,2-Dichloroethene	20	U	20
trans-1,3-Dichloropropene	20	U	20
1,1,1-Trichloroethane	20	U	20
1,1,2-Trichloroethane	20	U	20
Trichloroethene	20	U	20
Trichlorofluoromethane	20	U	20
1,2,3-Trichloropropane	20	U	20
Vinyl acetate	40	U	40
Vinyl chloride	20	U	20
Xylenes, Total	230	D	40

Surrogate	%Rec	Acceptance Limits
4-Bromofluorobenzene	95	75 - 120
Dibromofluoromethane	94	75 - 121
Toluene-d8 (Surr)	95	75 - 120

US EPA ARCHIVE DOCUMENT

* Do not use this data. Use all other data.

Analytical Data

Client: URS Corporation

Job Number: 680-37869-1
Sdg Number: KPM020

Client Sample ID: **PMAMW04S-0608**

Lab Sample ID: 680-37869-6
Client Matrix: Water

Date Sampled: 06/20/2008 1355
Date Received: 06/21/2008 0947

8260B Volatile Organic Compounds by GC/MS

Method: 8260B
Preparation: 5030B
Dilution: 5.0
Date Analyzed: 07/01/2008 0015
Date Prepared: 07/01/2008 0015

Analysis Batch: 680-110516

Instrument ID: GC/MS Volatiles - P C2
Lab File ID: p0790.d
Initial Weight/Volume: 5 mL
Final Weight/Volume: 5 mL

Analyte	Result (ug/L)	Qualifier	RL
Acetone	120	U	120
Acetonitrile	200	U	200
Acrolein	100	U	100
Acrylonitrile	100	U	100
Benzene	33		5.0
Bromoform	5.0	U	5.0
Bromomethane	5.0	U	5.0
Carbon disulfide	10	U	10
Carbon tetrachloride	5.0	U	5.0
Chlorobenzene	690		5.0
2-Chloro-1,3-butadiene	5.0	U	5.0
Chlorodibromomethane	5.0	U	5.0
Chloroethane	5.0	U	5.0
Chloroform	5.0	U	5.0
Chloromethane	5.0	U	5.0
3-Chloro-1-propene	5.0	U	5.0
cis-1,3-Dichloropropene	5.0	U	5.0
1,2-Dibromo-3-Chloropropane	5.0	U	5.0
Dibromomethane	5.0	U	5.0
1,2-Dichlorobenzene	370		5.0
1,3-Dichlorobenzene	550		5.0
* 1,4-Dichlorobenzene	2900	E	5.0
Dichlorobromomethane	5.0	U	5.0
Dichlorodifluoromethane	5.0	U	5.0
1,1-Dichloroethane	5.0	U	5.0
1,2-Dichloroethane	5.0	U	5.0
1,1-Dichloroethene	5.0	U	5.0
1,2-Dichloropropane	5.0	U	5.0
Ethylbenzene	21		5.0
Ethylene Dibromide	5.0	U	5.0
Ethyl methacrylate	5.0	U	5.0
2-Hexanone	50	U	50
Iodomethane	25	U	25
Isobutyl alcohol	200	U	200
Methacrylonitrile	100	U	100
Methylene Chloride	25	U	25
2-Butanone (MEK)	50	U	50
4-Methyl-2-pentanone (MIBK)	50	U	50
Methyl methacrylate	5.0	U	5.0
Pentachloroethane	25	U	25
Propionitrile	100	U	100
Styrene	5.0	U	5.0
1,1,1,2-Tetrachloroethane	5.0	U	5.0
1,1,2,2-Tetrachloroethane	5.0	U	5.0

Client: URS Corporation

Job Number: 680-37869-1
Sdg Number: KPM020

Client Sample ID: **PMAMW04S-0608**

Lab Sample ID: 680-37869-6
Client Matrix: Water

Date Sampled: 06/20/2008 1355
Date Received: 06/21/2008 0947

8260B Volatile Organic Compounds by GC/MS

Method: 8260B
Preparation: 5030B
Dilution: 5.0
Date Analyzed: 07/01/2008 0015
Date Prepared: 07/01/2008 0015

Analysis Batch: 680-110516

Instrument ID: GC/MS Volatiles - P C2
Lab File ID: p0790.d
Initial Weight/Volume: 5 mL
Final Weight/Volume: 5 mL

Analyte	Result (ug/L)	Qualifier	RL
Tetrachloroethene	5.0	U	5.0
Toluene	5.0	U	5.0
trans-1,4-Dichloro-2-butene	10	U	10
trans-1,2-Dichloroethene	5.0	U	5.0
trans-1,3-Dichloropropene	5.0	U	5.0
1,1,1-Trichloroethane	5.0	U	5.0
1,1,2-Trichloroethane	5.0	U	5.0
Trichloroethene	5.0	U	5.0
Trichlorofluoromethane	5.0	U	5.0
1,2,3-Trichloropropane	5.0	U	5.0
Vinyl acetate	10	U	10
Vinyl chloride	5.0	U	5.0
Xylenes, Total	17		10

Surrogate	%Rec	Acceptance Limits
4-Bromofluorobenzene	104	75 - 120
Dibromofluoromethane	98	75 - 121
Toluene-d8 (Surr)	100	75 - 120

US EPA ARCHIVE DOCUMENT

* Use this data only. All other data was reported from the 50 x dilution.

Analytical Data

Client: URS Corporation

Job Number: 680-37869-1
Sdg Number: KPM020

Client Sample ID: **PMAMW04S-0608**

Lab Sample ID: 680-37869-6
Client Matrix: Water

Date Sampled: 06/20/2008 1355
Date Received: 06/21/2008 0947

8260B Volatile Organic Compounds by GC/MS

Method: 8260B
Preparation: 5030B
Dilution: 50
Date Analyzed: 07/02/2008 1306
Date Prepared: 07/02/2008 1306

Analysis Batch: 680-110573
Run Type: DL

Instrument ID: GC/MS Volatiles - P C2
Lab File ID: p0926.d
Initial Weight/Volume: 5 mL
Final Weight/Volume: 5 mL

Analyte	Result (ug/L)	Qualifier	RL
Acetone	1200	U	1200
Acetonitrile	2000	U	2000
Acrolein	1000	U	1000
Acrylonitrile	1000	U	1000
Benzene	50	U	50
Bromoform	50	U	50
Bromomethane	50	U	50
Carbon disulfide	100	U	100
Carbon tetrachloride	50	U	50
Chlorobenzene	700	D	50
2-Chloro-1,3-butadiene	50	U	50
Chlorodibromomethane	50	U	50
Chloroethane	50	U	50
Chloroform	50	U	50
Chloromethane	50	U	50
3-Chloro-1-propene	50	U	50
cis-1,3-Dichloropropene	50	U	50
1,2-Dibromo-3-Chloropropane	50	U	50
Dibromomethane	50	U	50
1,2-Dichlorobenzene	370	D	50
1,3-Dichlorobenzene	540	D	50
* 1,4-Dichlorobenzene	2700	D	50
Dichlorobromomethane	50	U	50
Dichlorodifluoromethane	50	U	50
1,1-Dichloroethane	50	U	50
1,2-Dichloroethane	50	U	50
1,1-Dichloroethene	50	U	50
1,2-Dichloropropane	50	U	50
Ethylbenzene	50	U	50
Ethylene Dibromide	50	U	50
Ethyl methacrylate	50	U	50
2-Hexanone	500	U	500
Iodomethane	250	U	250
Isobutyl alcohol	2000	U	2000
Methacrylonitrile	1000	U	1000
Methylene Chloride	250	U	250
2-Butanone (MEK)	500	U	500
4-Methyl-2-pentanone (MIBK)	500	U	500
Methyl methacrylate	50	U	50
Pentachloroethane	250	U	250
Propionitrile	1000	U	1000
Styrene	50	U	50
1,1,1,2-Tetrachloroethane	50	U	50
1,1,2,2-Tetrachloroethane	50	U	50

Client: URS Corporation

Job Number: 680-37869-1
Sdg Number: KPM020

Client Sample ID: **PMAMW04S-0608**

Lab Sample ID: 680-37869-6
Client Matrix: Water

Date Sampled: 06/20/2008 1355
Date Received: 06/21/2008 0947

8260B Volatile Organic Compounds by GC/MS

Method: 8260B
Preparation: 5030B
Dilution: 50
Date Analyzed: 07/02/2008 1306
Date Prepared: 07/02/2008 1306

Analysis Batch: 680-110573
Run Type: DL

Instrument ID: GC/MS Volatiles - P C2
Lab File ID: p0926.d
Initial Weight/Volume: 5 mL
Final Weight/Volume: 5 mL

Analyte	Result (ug/L)	Qualifier	RL
Tetrachloroethene	50	U	50
Toluene	50	U	50
trans-1,4-Dichloro-2-butene	100	U	100
trans-1,2-Dichloroethene	50	U	50
trans-1,3-Dichloropropene	50	U	50
1,1,1-Trichloroethane	50	U	50
1,1,2-Trichloroethane	50	U	50
Trichloroethene	50	U	50
Trichlorofluoromethane	50	U	50
1,2,3-Trichloropropane	50	U	50
Vinyl acetate	100	U	100
Vinyl chloride	50	U	50
Xylenes, Total	100	U	100

Surrogate	%Rec	Acceptance Limits
4-Bromofluorobenzene	99	75 - 120
Dibromofluoromethane	94	75 - 121
Toluene-d8 (Surr)	96	75 - 120

US EPA ARCHIVE DOCUMENT

Client: URS Corporation

Job Number: 680-37869-1
Sdg Number: KPM020

Client Sample ID: **PMAMW03S-0608**

Lab Sample ID: 680-37869-2
Client Matrix: Water

Date Sampled: 06/20/2008 0935
Date Received: 06/21/2008 0947

680 Polychlorinated Biphenyls by GCMS

Method: 680
Preparation: 680
Dilution: 1.0
Date Analyzed: 07/11/2008 1531
Date Prepared: 06/26/2008 1324

Analysis Batch: 680-111498
Prep Batch: 680-109983

Instrument ID: No Equipment Assigned to
Lab File ID: N/A
Initial Weight/Volume: 1030 mL
Final Weight/Volume: 1 mL
Injection Volume:

Analyte	Result (ug/L)	Qualifier	RL
Monochlorobiphenyl	0.30		0.097
Dichlorobiphenyl	0.15		0.097
Trichlorobiphenyl	0.19		0.097
Tetrachlorobiphenyl	0.19	U	0.19
Pentachlorobiphenyl	0.19	U	0.19
Hexachlorobiphenyl	0.19	U	0.19
Heptachlorobiphenyl	0.29	U	0.29
Octachlorobiphenyl	0.29	U	0.29
Nonachlorobiphenyl	0.49	U	0.49
DCB Decachlorobiphenyl	0.49	U	0.49

Surrogate	%Rec	Acceptance Limits
Decachlorobiphenyl-13C12	80	25 - 113

US EPA ARCHIVE DOCUMENT

Client: URS Corporation

Job Number: 680-37869-1
Sdg Number: KPM020

Client Sample ID: **PMAMW03S-F-0608**

Lab Sample ID: 680-37869-3
Client Matrix: Water

Date Sampled: 06/20/2008 0935
Date Received: 06/21/2008 0947

680 Polychlorinated Biphenyls by GCMS

Method: 680
Preparation: 680
Dilution: 1.0
Date Analyzed: 07/11/2008 1600
Date Prepared: 06/26/2008 1324

Analysis Batch: 680-111498
Prep Batch: 680-109983

Instrument ID: No Equipment Assigned to
Lab File ID: N/A
Initial Weight/Volume: 1030 mL
Final Weight/Volume: 1 mL
Injection Volume:

Analyte	Result (ug/L)	Qualifier	RL
Monochlorobiphenyl	0.097	U	0.097
Dichlorobiphenyl	0.097	U	0.097
Trichlorobiphenyl	0.097	U	0.097
Tetrachlorobiphenyl	0.19	U	0.19
Pentachlorobiphenyl	0.19	U	0.19
Hexachlorobiphenyl	0.19	U	0.19
Heptachlorobiphenyl	0.29	U	0.29
Octachlorobiphenyl	0.29	U	0.29
Nonachlorobiphenyl	0.49	U	0.49
DCB Decachlorobiphenyl	0.49	U	0.49

Surrogate	%Rec	Acceptance Limits
Decachlorobiphenyl-13C12	67	25 - 113

US EPA ARCHIVE DOCUMENT

Client: URS Corporation

Job Number: 680-37869-1
Sdg Number: KPM020

Client Sample ID: **PMAMW03M-0608**

Lab Sample ID: 680-37869-4
Client Matrix: Water

Date Sampled: 06/20/2008 1035
Date Received: 06/21/2008 0947

680 Polychlorinated Biphenyls by GCMS

Method: 680
Preparation: 680
Dilution: 1.0
Date Analyzed: 07/11/2008 1630
Date Prepared: 06/26/2008 1324

Analysis Batch: 680-111498
Prep Batch: 680-109983

Instrument ID: No Equipment Assigned to
Lab File ID: N/A
Initial Weight/Volume: 1030 mL
Final Weight/Volume: 1 mL
Injection Volume:

Analyte	Result (ug/L)	Qualifier	RL
Monochlorobiphenyl	0.92		0.097
Dichlorobiphenyl	0.097	U	0.097
Trichlorobiphenyl	0.097	U	0.097
Tetrachlorobiphenyl	0.19	U	0.19
Pentachlorobiphenyl	0.19	U	0.19
Hexachlorobiphenyl	0.19	U	0.19
Heptachlorobiphenyl	0.29	U	0.29
Octachlorobiphenyl	0.29	U	0.29
Nonachlorobiphenyl	0.49	U	0.49
DCB Decachlorobiphenyl	0.49	U	0.49

Surrogate	%Rec	Acceptance Limits
Decachlorobiphenyl-13C12	60	25 - 113

US EPA ARCHIVE DOCUMENT

Client: URS Corporation

Job Number: 680-37869-1
Sdg Number: KPM020

Client Sample ID: **PMAMW03M-F-0608**

Lab Sample ID: 680-37869-5
Client Matrix: Water

Date Sampled: 06/20/2008 1035
Date Received: 06/21/2008 0947

680 Polychlorinated Biphenyls by GCMS

Method: 680
Preparation: 680
Dilution: 1.0
Date Analyzed: 07/11/2008 1700
Date Prepared: 06/26/2008 1324

Analysis Batch: 680-111498
Prep Batch: 680-109983

Instrument ID: No Equipment Assigned to
Lab File ID: N/A
Initial Weight/Volume: 1030 mL
Final Weight/Volume: 1 mL
Injection Volume:

Analyte	Result (ug/L)	Qualifier	RL
Monochlorobiphenyl	0.097	U	0.097
Dichlorobiphenyl	0.097	U	0.097
Trichlorobiphenyl	0.097	U	0.097
Tetrachlorobiphenyl	0.19	U	0.19
Pentachlorobiphenyl	0.19	U	0.19
Hexachlorobiphenyl	0.19	U	0.19
Heptachlorobiphenyl	0.29	U	0.29
Octachlorobiphenyl	0.29	U	0.29
Nonachlorobiphenyl	0.49	U	0.49
DCB Decachlorobiphenyl	0.49	U	0.49

Surrogate	%Rec	Acceptance Limits
Decachlorobiphenyl-13C12	72	25 - 113

US EPA ARCHIVE DOCUMENT

* Do not use this data. Report all other data.

Analytical Data

Client: URS Corporation

Job Number: 680-37869-1
Sdg Number: KPM020

Client Sample ID: **PMAMW04S-0608**

Lab Sample ID: 680-37869-6
Client Matrix: Water

Date Sampled: 06/20/2008 1355
Date Received: 06/21/2008 0947

680 Polychlorinated Biphenyls by GCMS

Method: 680
Preparation: 680
Dilution: 1.0
Date Analyzed: 07/11/2008 1729
Date Prepared: 06/26/2008 1324

Analysis Batch: 680-111498
Prep Batch: 680-109983

Instrument ID: No Equipment Assigned to
Lab File ID: N/A
Initial Weight/Volume: 1030 mL
Final Weight/Volume: 1 mL
Injection Volume:

Analyte	Result (ug/L)	Qualifier	RL
Monochlorobiphenyl	0.33	J	0.097
Dichlorobiphenyl	6.9	J	0.097
~~Trichlorobiphenyl~~	~~18~~	~~E~~	~~0.097~~
Tetrachlorobiphenyl	19	J	0.19
Pentachlorobiphenyl	20	J	0.19
Hexachlorobiphenyl	27	J	0.19
Heptachlorobiphenyl	11	J	0.29
Octachlorobiphenyl	5.1	J	0.29
Nonachlorobiphenyl	0.82	J	0.49
DCB Decachlorobiphenyl	0.49	U	0.49

Surrogate	%Rec	Acceptance Limits
Decachlorobiphenyl-13C12	70	25 - 113

US EPA ARCHIVE DOCUMENT

* Use this data only. All other data was reported from the undiluted analysis.

Analytical Data

Client: URS Corporation

Job Number: 680-37869-1
Sdg Number: KPM020

Client Sample ID: **PMAMW04S-0608**

Lab Sample ID: 680-37869-6
Client Matrix: Water

Date Sampled: 06/20/2008 1355
Date Received: 06/21/2008 0947

680 Polychlorinated Biphenyls by GCMS

Method: 680
Preparation: 680
Dilution: 5.0
Date Analyzed: 07/13/2008 1621
Date Prepared: 06/26/2008 1324

Analysis Batch: 680-111507
Prep Batch: 680-109983
Run Type: DL

Instrument ID: No Equipment Assigned to
Lab File ID: N/A
Initial Weight/Volume: 1030 mL
Final Weight/Volume: 1 mL
Injection Volume:

Analyte	Result (ug/L)	Qualifier	RL
Monochlorobiphenyl	1.5	D	0.49
Dichlorobiphenyl	7.7	D	0.49
* Trichlorobiphenyl	19	D	0.49
Tetrachlorobiphenyl	21	D	0.97
Pentachlorobiphenyl	22	D	0.97
Hexachlorobiphenyl	30	D	0.97
Heptachlorobiphenyl	17	D	1.5
Octachlorobiphenyl	5.3	D	1.5
Nonachlorobiphenyl	2.4	U	2.4
DCB Decachlorobiphenyl	2.4	U	2.4

Surrogate	%Rec	Acceptance Limits
Decachlorobiphenyl-13C12	75	25 - 113

Client: URS Corporation

Job Number: 680-37869-1
Sdg Number: KPM020

Client Sample ID: **PMAMW04S-F-0608**

Lab Sample ID: 680-37869-7
Client Matrix: Water

Date Sampled: 06/20/2008 1355
Date Received: 06/21/2008 0947

680 Polychlorinated Biphenyls by GCMS

Method: 680
Preparation: 680
Dilution: 1.0
Date Analyzed: 07/11/2008 1759
Date Prepared: 06/26/2008 1324

Analysis Batch: 680-111498
Prep Batch: 680-109983

Instrument ID: No Equipment Assigned to
Lab File ID: N/A
Initial Weight/Volume: 1030 mL
Final Weight/Volume: 1 mL
Injection Volume:

Analyte	Result (ug/L)	Qualifier	RL
Monochlorobiphenyl	0.097	U	0.097
Dichlorobiphenyl	0.097	U	0.097
Trichlorobiphenyl	0.097	U	0.097
Tetrachlorobiphenyl	0.19	U	0.19
Pentachlorobiphenyl	0.19	U	0.19
Hexachlorobiphenyl	0.19	U	0.19
Heptachlorobiphenyl	0.29	U	0.29
Octachlorobiphenyl	0.29	U	0.29
Nonachlorobiphenyl	0.49	U	0.49
DCB Decachlorobiphenyl	0.49	U	0.49

Surrogate	%Rec	Acceptance Limits
Decachlorobiphenyl-13C12	65	25 - 113

US EPA ARCHIVE DOCUMENT

Client: URS Corporation

Job Number: 680-37869-1
Sdg Number: KPM020

Client Sample ID: **PMAMW03S-0608**

Lab Sample ID: 680-37869-2
Client Matrix: Water

Date Sampled: 06/20/2008 0935
Date Received: 06/21/2008 0947

8270C Semivolatile Compounds by Gas Chromatography/Mass Spectrometry (GC/MS)

Method: 8270C
Preparation: 3520C
Dilution: 1.0
Date Analyzed: 07/10/2008 2228
Date Prepared: 06/25/2008 1403

Analysis Batch: 680-111234
Prep Batch: 680-109883

Instrument ID: GC/MS SemiVolatiles - T
Lab File ID: t0317.d
Initial Weight/Volume: 1040 mL
Final Weight/Volume: 1 mL
Injection Volume: 1.0 uL

Analyte	Result (ug/L)	Qualifier	RL
Acenaphthene	9.6	U	9.6
Acenaphthylene	9.6	U	9.6
Acetophenone	9.6	U	9.6
2-Acetylaminofluorene	9.6	U	9.6
alpha,alpha-Dimethyl phenethylamine	1900	U	1900
4-Aminobiphenyl	9.6	U	9.6
Aniline	19	U	19
Anthracene	9.6	U	9.6
Aramite, Total	9.6	U	9.6
Benzo[a]anthracene	9.6	U	9.6
Benzo[a]pyrene	9.6	U	9.6
Benzo[b]fluoranthene	9.6	U	9.6
Benzo[g,h,i]perylene	9.6	U	9.6
Benzo[k]fluoranthene	9.6	U	9.6
Benzyl alcohol	9.6	U	9.6
1,1'-Biphenyl	9.6	U	9.6
Bis(2-chloroethoxy)methane	9.6	U	9.6
Bis(2-chloroethyl)ether	9.6	U	9.6
bis(chloroisopropyl) ether	9.6	U	9.6
Bis(2-ethylhexyl) phthalate	9.6	U	9.6
4-Bromophenyl phenyl ether	9.6	U	9.6
Butyl benzyl phthalate	9.6	U	9.6
4-Chloroaniline	19	U	19
4-Chloro-3-methylphenol	9.6	U	9.6
2-Chloronaphthalene	9.6	U	9.6
2-Chlorophenol	9.6	U	9.6
4-Chlorophenyl phenyl ether	9.6	U	9.6
Chrysene	9.6	U	9.6
Diallate	9.6	U	9.6
Dibenz(a,h)anthracene	9.6	U	9.6
Dibenzofuran	9.6	U	9.6
3,3'-Dichlorobenzidine	19	U	19
2,4-Dichlorophenol	9.6	U	9.6
2,6-Dichlorophenol	9.6	U	9.6
Diethyl phthalate	9.6	U	9.6
Dimethoate	9.6	U	9.6
7,12-Dimethylbenz(a)anthracene	9.6	U	9.6
3,3'-Dimethylbenzidine	19	U	19
2,4-Dimethylphenol	9.6	U	9.6
Dimethyl phthalate	9.6	U	9.6
Di-n-butyl phthalate	9.6	U	9.6
1,3-Dinitrobenzene	9.6	U	9.6
4,6-Dinitro-2-methylphenol	48	U	48
2,4-Dinitrophenol	48	U	48

US EPA ARCHIVE DOCUMENT

Client: URS Corporation

Job Number: 680-37869-1
Sdg Number: KPM020

Client Sample ID: **PMAMW03S-0608**

Lab Sample ID: 680-37869-2
Client Matrix: Water

Date Sampled: 06/20/2008 0935
Date Received: 06/21/2008 0947

8270C Semivolatile Compounds by Gas Chromatography/Mass Spectrometry (GC/MS)

Method: 8270C
Preparation: 3520C
Dilution: 1.0
Date Analyzed: 07/10/2008 2228
Date Prepared: 06/25/2008 1403

Analysis Batch: 680-111234
Prep Batch: 680-109883

Instrument ID: GC/MS SemiVolatiles - T
Lab File ID: t0317.d
Initial Weight/Volume: 1040 mL
Final Weight/Volume: 1 mL
Injection Volume: 1.0 uL

Analyte	Result (ug/L)	Qualifier	RL
2,4-Dinitrotoluene	9.6	U	9.6
2,6-Dinitrotoluene	9.6	U	9.6
Di-n-octyl phthalate	9.6	U	9.6
Dinoseb	9.6	U	9.6
1,4-Dioxane	9.6	U	9.6
Disulfoton	9.6	U	9.6
Ethyl methanesulfonate	9.6	U	9.6
Famphur	9.6	U	9.6
Fluoranthene	9.6	U	9.6
Fluorene	9.6	U	9.6
Hexachlorobenzene	9.6	U	9.6
Hexachlorobutadiene	9.6	U	9.6
Hexachlorocyclopentadiene	9.6	U	9.6
Hexachloroethane	9.6	U	9.6
Hexachlorophene	4800	U	4800
Hexachloropropene	9.6	U	9.6
Indeno[1,2,3-cd]pyrene	9.6	U	9.6
Isophorone	9.6	U	9.6
Isosafrole	9.6	U	9.6
Methapyrilene	1900	U	1900
3-Methylcholanthrene	9.6	U	9.6
Methyl methanesulfonate	9.6	U	9.6
2-Methylnaphthalene	9.6	U	9.6
Methyl parathion	9.6	U	9.6
2-Methylphenol	9.6	U	9.6
3 & 4 Methylphenol	9.6	U	9.6
Naphthalene	9.6	U	9.6
1,4-Naphthoquinone	9.6	U	9.6
1-Naphthylamine	9.6	U	9.6
2-Naphthylamine	9.6	U	9.6
2-Nitroaniline	48	U	48
3-Nitroaniline	48	U	48
4-Nitroaniline	48	U	48
Nitrobenzene	9.6	U *	9.6
2-Nitrophenol	9.6	U	9.6
4-Nitrophenol	48	U	48
4-Nitroquinoline-1-oxide	19	U	19
N-Nitro-o-toluidine	9.6	U	9.6
N-Nitrosodiethylamine	9.6	U	9.6
N-Nitrosodimethylamine	9.6	U	9.6
N-Nitrosodi-n-butylamine	9.6	U	9.6
N-Nitrosodi-n-propylamine	9.6	U	9.6
N-Nitrosodiphenylamine	9.6	U	9.6
N-Nitrosomethylethylamine	9.6	U	9.6

US EPA ARCHIVE DOCUMENT

Client: URS Corporation

Job Number: 680-37869-1
Sdg Number: KPM020

Client Sample ID: **PMAMW03S-0608**

Lab Sample ID: 680-37869-2
Client Matrix: Water

Date Sampled: 06/20/2008 0935
Date Received: 06/21/2008 0947

8270C Semivolatile Compounds by Gas Chromatography/Mass Spectrometry (GC/MS)

Method:	8270C	Analysis Batch: 680-111234	Instrument ID:	GC/MS SemiVolatiles - T	
Preparation:	3520C	Prep Batch: 680-109883	Lab File ID:	t0317.d	
Dilution:	1.0		Initial Weight/Volume:	1040	mL
Date Analyzed:	07/10/2008 2228		Final Weight/Volume:	1	mL
Date Prepared:	06/25/2008 1403		Injection Volume:	1.0	uL

Analyte	Result (ug/L)	Qualifier	RL
N-Nitrosomorpholine	9.6	U	9.6
N-Nitrosopiperidine	9.6	U	9.6
N-Nitrosopyrrolidine	9.6	U	9.6
o,o',o"-Triethylphosphorothioate	9.6	U	9.6
Ethyl Parathion	9.6	U	9.6
p-Dimethylamino azobenzene	9.6	U	9.6
Pentachlorobenzene	9.6	U	9.6
Pentachloronitrobenzene	9.6	U	9.6
Pentachlorophenol	48	U	48
Phenacetin	9.6	U	9.6
Phenanthrene	9.6	U	9.6
Phenol	9.6	U	9.6
Phorate	9.6	U	9.6
2-Picoline	9.6	U	9.6
p-Phenylene diamine	1900	U	1900
Pronamide	9.6	U	9.6
Pyrene	9.6	U	9.6
Pyridine	48	U	48
Safrole, Total	9.6	U	9.6
Sulfotepp	9.6	U	9.6
1,2,4,5-Tetrachlorobenzene	9.6	U	9.6
2,3,4,6-Tetrachlorophenol	9.6	U	9.6
Thionazin	9.6	U	9.6
2-Toluidine	9.6	U	9.6
1,2,4-Trichlorobenzene	9.6	U	9.6
2,4,5-Trichlorophenol	9.6	U	9.6
2,4,6-Trichlorophenol	9.6	U	9.6
1,3,5-Trinitrobenzene	9.6	U	9.6
1-Chloro-3-nitrobenzene	9.6	U	9.6
2-Nitrobiphenyl	9.6	U	9.6
2,4-Dichloronitrobenzene	9.6	U	9.6
3-Nitrobiphenyl	9.6	U	9.6
3,4-Dichloronitrobenzene	9.6	U	9.6
4-Nitrobiphenyl	9.6	U	9.6
2-chloronitrobenzene / 4-chloronitrobenzene	19	U	19

Surrogate	%Rec	Acceptance Limits
2-Fluorobiphenyl	66	50 - 113
2-Fluorophenol	54	36 - 110
Nitrobenzene-d5	66	45 - 112
Phenol-d5	56	38 - 116
Terphenyl-d14	78	10 - 121
2,4,6-Tribromophenol	85	40 - 139

US EPA ARCHIVE DOCUMENT

* Do not use this data. Report all other data.

Analytical Data

Client: URS Corporation

Job Number: 680-37869-1
Sdg Number: KPM020

Client Sample ID: **PMAMW03M-0608**

Lab Sample ID: 680-37869-4
Client Matrix: Water

Date Sampled: 06/20/2008 1035
Date Received: 06/21/2008 0947

8270C Semivolatile Compounds by Gas Chromatography/Mass Spectrometry (GC/MS)

Method: 8270C
Preparation: 3520C
Dilution: 1.0
Date Analyzed: 07/11/2008 0116
Date Prepared: 06/25/2008 1403

Analysis Batch: 680-111234
Prep Batch: 680-109883

Instrument ID: GC/MS SemiVolatiles - T
Lab File ID: t0324.d
Initial Weight/Volume: 1060 mL
Final Weight/Volume: 1 mL
Injection Volume: 1.0 uL

Analyte	Result (ug/L)	Qualifier	RL
Acenaphthene	9.4	U	9.4
Acenaphthylene	9.4	U	9.4
Acetophenone	9.4	U	9.4
2-Acetylaminofluorene	9.4	U	9.4
alpha,alpha-Dimethyl phenethylamine	1900	U	1900
4-Aminobiphenyl	9.4	U	9.4
Aniline	24		19
Anthracene	9.4	U	9.4
Aramite, Total	9.4	U	9.4
Benzo[a]anthracene	9.4	U	9.4
Benzo[a]pyrene	9.4	U	9.4
Benzo[b]fluoranthene	9.4	U	9.4
Benzo[g,h,i]perylene	9.4	U	9.4
Benzo[k]fluoranthene	9.4	U	9.4
Benzyl alcohol	9.4	U	9.4
1,1'-Biphenyl	9.4	U	9.4
Bis(2-chloroethoxy)methane	9.4	U	9.4
Bis(2-chloroethyl)ether	9.4	U	9.4
bis(chloroisopropyl) ether	9.4	U	9.4
Bis(2-ethylhexyl) phthalate	9.4	U	9.4
4-Bromophenyl phenyl ether	9.4	U	9.4
Butyl benzyl phthalate	9.4	U	9.4
* ~~4-Chloroaniline~~	~~220~~	~~E~~	~~19~~
4-Chloro-3-methylphenol	9.4	U	9.4
2-Chloronaphthalene	9.4	U	9.4
2-Chlorophenol	9.4	U	9.4
4-Chlorophenyl phenyl ether	9.4	U	9.4
Chrysene	9.4	U	9.4
Diallate	9.4	U	9.4
Dibenz(a,h)anthracene	9.4	U	9.4
Dibenzofuran	9.4	U	9.4
3,3'-Dichlorobenzidine	19	U	19
2,4-Dichlorophenol	9.4	U	9.4
2,6-Dichlorophenol	9.4	U	9.4
Diethyl phthalate	9.4	U	9.4
Dimethoate	9.4	U	9.4
7,12-Dimethylbenz(a)anthracene	9.4	U	9.4
3,3'-Dimethylbenzidine	19	U	19
2,4-Dimethylphenol	23		9.4
Dimethyl phthalate	9.4	U	9.4
Di-n-butyl phthalate	9.4	U	9.4
1,3-Dinitrobenzene	9.4	U	9.4
4,6-Dinitro-2-methylphenol	47	U	47
2,4-Dinitrophenol	47	U	47

Client: URS Corporation

Job Number: 680-37869-1
Sdg Number: KPM020

Client Sample ID: **PMAMW03M-0608**

Lab Sample ID: 680-37869-4
Client Matrix: Water

Date Sampled: 06/20/2008 1035
Date Received: 06/21/2008 0947

8270C Semivolatile Compounds by Gas Chromatography/Mass Spectrometry (GC/MS)

Method: 8270C
Preparation: 3520C
Dilution: 1.0
Date Analyzed: 07/11/2008 0116
Date Prepared: 06/25/2008 1403

Analysis Batch: 680-111234
Prep Batch: 680-109883

Instrument ID: GC/MS SemiVolatiles - T
Lab File ID: t0324.d
Initial Weight/Volume: 1060 mL
Final Weight/Volume: 1 mL
Injection Volume: 1.0 uL

Analyte	Result (ug/L)	Qualifier	RL
2,4-Dinitrotoluene	9.4	U	9.4
2,6-Dinitrotoluene	9.4	U	9.4
Di-n-octyl phthalate	9.4	U	9.4
Dinoseb	9.4	U	9.4
1,4-Dioxane	9.4	U	9.4
Disulfoton	9.4	U	9.4
Ethyl methanesulfonate	9.4	U	9.4
Famphur	9.4	U	9.4
Fluoranthene	9.4	U	9.4
Fluorene	9.4	U	9.4
Hexachlorobenzene	9.4	U	9.4
Hexachlorobutadiene	9.4	U	9.4
Hexachlorocyclopentadiene	9.4	U	9.4
Hexachloroethane	9.4	U	9.4
Hexachlorophene	4700	U	4700
Hexachloropropene	9.4	U	9.4
Indeno[1,2,3-cd]pyrene	9.4	U	9.4
Isophorone	9.4	U	9.4
Isosafrole	9.4	U	9.4
Methapyrilene	1900	U	1900
3-Methylcholanthrene	9.4	U	9.4
Methyl methanesulfonate	9.4	U	9.4
2-Methylnaphthalene	9.4	U	9.4
Methyl parathion	9.4	U	9.4
2-Methylphenol	9.4	U	9.4
3 & 4 Methylphenol	9.4	U	9.4
Naphthalene	23		9.4
1,4-Naphthoquinone	9.4	U	9.4
1-Naphthylamine	9.4	U	9.4
2-Naphthylamine	9.4	U	9.4
2-Nitroaniline	47	U	47
3-Nitroaniline	47	U	47
4-Nitroaniline	47	U	47
Nitrobenzene	9.4	U *	9.4
2-Nitrophenol	9.4	U	9.4
4-Nitrophenol	47	U	47
4-Nitroquinoline-1-oxide	19	U	19
N-Nitro-o-toluidine	9.4	U	9.4
N-Nitrosodiethylamine	9.4	U	9.4
N-Nitrosodimethylamine	9.4	U	9.4
N-Nitrosodi-n-butylamine	9.4	U	9.4
N-Nitrosodi-n-propylamine	9.4	U	9.4
N-Nitrosodiphenylamine	9.4	U	9.4
N-Nitrosomethylethylamine	9.4	U	9.4

US EPA ARCHIVE DOCUMENT

*Do not use this data. Report all other data.

Analytical Data

Client: URS Corporation

Job Number: 680-37869-1
Sdg Number: KPM020

Client Sample ID: **PMAMW03M-0608**

Lab Sample ID: 680-37869-4
Client Matrix: Water

Date Sampled: 06/20/2008 1035
Date Received: 06/21/2008 0947

8270C Semivolatile Compounds by Gas Chromatography/Mass Spectrometry (GC/MS)

Method: 8270C
Preparation: 3520C
Dilution: 1.0
Date Analyzed: 07/11/2008 0116
Date Prepared: 06/25/2008 1403

Analysis Batch: 680-111234
Prep Batch: 680-109883

Instrument ID: GC/MS SemiVolatiles - T
Lab File ID: t0324.d
Initial Weight/Volume: 1060 mL
Final Weight/Volume: 1 mL
Injection Volume: 1.0 uL

Analyte	Result (ug/L)	Qualifier	RL
N-Nitrosomorpholine	9.4	U	9.4
N-Nitrosopiperidine	9.4	U	9.4
N-Nitrosopyrrolidine	9.4	U	9.4
o,o',o''-Triethylphosphorothioate	9.4	U	9.4
Ethyl Parathion	9.4	U	9.4
p-Dimethylamino azobenzene	9.4	U	9.4
Pentachlorobenzene	9.4	U	9.4
Pentachloronitrobenzene	9.4	U	9.4
Pentachlorophenol	47	U	47
Phenacetin	9.4	U	9.4
Phenanthrene	9.4	U	9.4
Phenol	16		9.4
Phorate	9.4	U	9.4
2-Picoline	9.4	U	9.4
* ~~p-Phenylene diamine~~	~~1900~~ 530	~~U~~ E	~~1900~~
Pronamide	9.4	U	9.4
Pyrene	9.4	U	9.4
Pyridine	47	U	47
Safrole, Total	9.4	U	9.4
Sulfotepp	9.4	U	9.4
1,2,4,5-Tetrachlorobenzene	9.4	U	9.4
2,3,4,6-Tetrachlorophenol	9.4	U	9.4
Thionazin	9.4	U	9.4
2-Toluidine	9.4	U	9.4
1,2,4-Trichlorobenzene	9.4	U	9.4
2,4,5-Trichlorophenol	9.4	U	9.4
2,4,6-Trichlorophenol	9.4	U	9.4
1,3,5-Trinitrobenzene	9.4	U	9.4
1-Chloro-3-nitrobenzene	9.4	U	9.4
2-Nitrobiphenyl	9.4	U	9.4
2,4-Dichloronitrobenzene	9.4	U	9.4
3-Nitrobiphenyl	9.4	U	9.4
3,4-Dichloronitrobenzene	9.4	U	9.4
4-Nitrobiphenyl	9.4	U	9.4
2-chloronitrobenzene / 4-chloronitrobenzene	19	U	19

Surrogate	%Rec	Acceptance Limits
2-Fluorobiphenyl	73	50 - 113
2-Fluorophenol	64	36 - 110
Nitrobenzene-d5	76	45 - 112
Phenol-d5	72	38 - 116
Terphenyl-d14	30	10 - 121
2,4,6-Tribromophenol	93	40 - 139

* Use this data only. All other data was reported from the undiluted analysis.

Analytical Data

Client: URS Corporation

Job Number: 680-37869-1
Sdg Number: KPM020

Client Sample ID: **PMAMW03M-0608**

Lab Sample ID: 680-37869-4
Client Matrix: Water

Date Sampled: 06/20/2008 1035
Date Received: 06/21/2008 0947

8270C Semivolatile Compounds by Gas Chromatography/Mass Spectrometry (GC/MS)

Method:	8270C	Analysis Batch: 680-111464		Instrument ID:	GC/MS SemiVolatiles - T
Preparation:	3520C	Prep Batch: 680-109883		Lab File ID:	t0381.d
Dilution:	10			Initial Weight/Volume:	1060 mL
Date Analyzed:	07/13/2008 2111	Run Type:	DL	Final Weight/Volume:	1 mL
Date Prepared:	06/25/2008 1403			Injection Volume:	1.0 uL

Analyte	Result (ug/L)	Qualifier	RL
Acenaphthene	94	U	94
Acenaphthylene	94	U	94
Acetophenone	94	U	94
2-Acetylaminofluorene	94	U	94
alpha,alpha-Dimethyl phenethylamine	19000	U	19000
4-Aminobiphenyl	94	U	94
Aniline	190	U	190
Anthracene	94	U	94
Aramite, Total	94	U	94
Benzo[a]anthracene	94	U	94
Benzo[a]pyrene	94	U	94
Benzo[b]fluoranthene	94	U	94
Benzo[g,h,i]perylene	94	U	94
Benzo[k]fluoranthene	94	U	94
Benzyl alcohol	94	U	94
1,1'-Biphenyl	94	U	94
Bis(2-chloroethoxy)methane	94	U	94
Bis(2-chloroethyl)ether	94	U	94
bis(chloroisopropyl) ether	94	U	94
Bis(2-ethylhexyl) phthalate	94	U	94
4-Bromophenyl phenyl ether	94	U	94
Butyl benzyl phthalate	94	U	94
* 4-Chloroaniline	220	D	190
4-Chloro-3-methylphenol	94	U	94
2-Chloronaphthalene	94	U	94
2-Chlorophenol	94	U	94
4-Chlorophenyl phenyl ether	94	U	94
Chrysene	94	U	94
Diallate	94	U	94
Dibenz(a,h)anthracene	94	U	94
Dibenzofuran	94	U	94
3,3'-Dichlorobenzidine	190	U	190
2,4-Dichlorophenol	94	U	94
2,6-Dichlorophenol	94	U	94
Diethyl phthalate	94	U	94
Dimethoate	94	U	94
7,12-Dimethylbenz(a)anthracene	94	U	94
3,3'-Dimethylbenzidine	190	U	190
2,4-Dimethylphenol	94	U	94
Dimethyl phthalate	94	U	94
Di-n-butyl phthalate	94	U	94
1,3-Dinitrobenzene	94	U	94
4,6-Dinitro-2-methylphenol	470	U	470
2,4-Dinitrophenol	470	U	470

Client: URS Corporation

Job Number: 680-37869-1
Sdg Number: KPM020

Client Sample ID: **PMAMW03M-0608**

Lab Sample ID: 680-37869-4
Client Matrix: Water

Date Sampled: 06/20/2008 1035
Date Received: 06/21/2008 0947

8270C Semivolatile Compounds by Gas Chromatography/Mass Spectrometry (GC/MS)

Method: 8270C
Preparation: 3520C
Dilution: 10
Date Analyzed: 07/13/2008 2111
Date Prepared: 06/25/2008 1403

Analysis Batch: 680-111464
Prep Batch: 680-109883
Run Type: DL

Instrument ID: GC/MS SemiVolatiles - T
Lab File ID: t0381.d
Initial Weight/Volume: 1060 mL
Final Weight/Volume: 1 mL
Injection Volume: 1.0 uL

Analyte	Result (ug/L)	Qualifier	RL
2,4-Dinitrotoluene	94	U	94
2,6-Dinitrotoluene	94	U	94
Di-n-octyl phthalate	94	U	94
Dinoseb	94	U	94
1,4-Dioxane	94	U	94
Disulfoton	94	U	94
Ethyl methanesulfonate	94	U	94
Famphur	94	U	94
Fluoranthene	94	U	94
Fluorene	94	U	94
Hexachlorobenzene	94	U	94
Hexachlorobutadiene	94	U	94
Hexachlorocyclopentadiene	94	U	94
Hexachloroethane	94	U	94
Hexachlorophene	47000	U	47000
Hexachloropropene	94	U	94
Indeno[1,2,3-cd]pyrene	94	U	94
Isophorone	94	U	94
Isosafrole	94	U	94
Methapyrilene	19000	U	19000
3-Methylcholanthrene	94	U	94
Methyl methanesulfonate	94	U	94
2-Methylnaphthalene	94	U	94
Methyl parathion	94	U	94
2-Methylphenol	94	U	94
3 & 4 Methylphenol	94	U	94
Naphthalene	94	U	94
1,4-Naphthoquinone	94	U	94
1-Naphthylamine	94	U	94
2-Naphthylamine	94	U	94
2-Nitroaniline	470	U	470
3-Nitroaniline	470	U	470
4-Nitroaniline	470	U	470
Nitrobenzene	94	U *	94
2-Nitrophenol	94	U	94
4-Nitrophenol	470	U	470
4-Nitroquinoline-1-oxide	190	U	190
N-Nitro-o-toluidine	94	U	94
N-Nitrosodiethylamine	94	U	94
N-Nitrosodimethylamine	94	U	94
N-Nitrosodi-n-butylamine	94	U	94
N-Nitrosodi-n-propylamine	94	U	94
N-Nitrosodiphenylamine	94	U	94
N-Nitrosomethylethylamine	94	U	94

US EPA ARCHIVE DOCUMENT

* Use this data only. All other data was reported from the undiluted analysis.

Analytical Data

Client: URS Corporation

Job Number: 680-37869-1
Sdg Number: KPM020

Client Sample ID: **PMAMW03M-0608**

Lab Sample ID: 680-37869-4
Client Matrix: Water

Date Sampled: 06/20/2008 1035
Date Received: 06/21/2008 0947

8270C Semivolatile Compounds by Gas Chromatography/Mass Spectrometry (GC/MS)

Method:	8270C	Analysis Batch: 680-111464		Instrument ID:	GC/MS SemiVolatiles - T
Preparation:	3520C	Prep Batch: 680-109883		Lab File ID:	t0381.d
Dilution:	10			Initial Weight/Volume:	1060 mL
Date Analyzed:	07/13/2008 2111	Run Type:	DL	Final Weight/Volume:	1 mL
Date Prepared:	06/25/2008 1403			Injection Volume:	1.0 uL

Analyte	Result (ug/L)	Qualifier	RL
N-Nitrosomorpholine	94	U	94
N-Nitrosopiperidine	94	U	94
N-Nitrosopyrrolidine	94	U	94
o,o',o''-Triethylphosphorothioate	94	U	94
Ethyl Parathion	94	U	94
p-Dimethylamino azobenzene	94	U	94
Pentachlorobenzene	94	U	94
Pentachloronitrobenzene	94	U	94
Pentachlorophenol	470	U	470
Phenacetin	94	U	94
Phenanthrene	94	U	94
Phenol	94	U	94
Phorate	94	U	94
2-Picoline	94	U	94
p-Phenylene diamine	19000	U	19000
Pronamide	94	U	94
Pyrene	94	U	94
Pyridine	470	U	470
Safrole, Total	94	U	94
Sulfotepp	94	U	94
1,2,4,5-Tetrachlorobenzene	94	U	94
2,3,4,6-Tetrachlorophenol	94	U	94
Thionazin	94	U	94
2-Toluidine	94	U	94
1,2,4-Trichlorobenzene	94	U	94
2,4,5-Trichlorophenol	94	U	94
2,4,6-Trichlorophenol	94	U	94
1,3,5-Trinitrobenzene	94	U	94
1-Chloro-3-nitrobenzene	94	U	94
2-Nitrobiphenyl	94	U	94
2,4-Dichloronitrobenzene	94	U	94
3-Nitrobiphenyl	94	U	94
3,4-Dichloronitrobenzene	94	U	94
4-Nitrobiphenyl	94	U	94
2-chloronitrobenzene / 4-chloronitrobenzene	190	U	190

Surrogate	%Rec		Acceptance Limits
2-Fluorobiphenyl	0	D	50 - 113
2-Fluorophenol	0	D	36 - 110
Nitrobenzene-d5	0	D	45 - 112
Phenol-d5	0	D	38 - 116
Terphenyl-d14	0	D	10 - 121
2,4,6-Tribromophenol	0	D	40 - 139

Client: URS Corporation

Job Number: 680-37869-1
Sdg Number: KPM020

Client Sample ID: **PMAMW04S-0608**

Lab Sample ID: 680-37869-6
Client Matrix: Water

Date Sampled: 06/20/2008 1355
Date Received: 06/21/2008 0947

8270C Semivolatile Compounds by Gas Chromatography/Mass Spectrometry (GC/MS)

Method: 8270C
Preparation: 3520C
Dilution: 1.0
Date Analyzed: 07/11/2008 0140
Date Prepared: 06/25/2008 1403

Analysis Batch: 680-111234
Prep Batch: 680-109883

Instrument ID: GC/MS SemiVolatiles - T
Lab File ID: t0325.d
Initial Weight/Volume: 1050 mL
Final Weight/Volume: 1 mL
Injection Volume: 1.0 uL

Analyte	Result (ug/L)	Qualifier	RL
Acenaphthene	9.5	U	9.5
Acenaphthylene	9.5	U	9.5
Acetophenone	9.5	U	9.5
2-Acetylaminofluorene	9.5	U	9.5
alpha,alpha-Dimethyl phenethylamine	1900	U	1900
4-Aminobiphenyl	9.5	U	9.5
Aniline	19	U	19
Anthracene	9.5	U	9.5
Aramite, Total	9.5	U	9.5
Benzo[a]anthracene	9.5	U	9.5
Benzo[a]pyrene	9.5	U	9.5
Benzo[b]fluoranthene	9.5	U	9.5
Benzo[g,h,i]perylene	9.5	U	9.5
Benzo[k]fluoranthene	9.5	U	9.5
Benzyl alcohol	9.5	U	9.5
1,1'-Biphenyl	9.5	U	9.5
Bis(2-chloroethoxy)methane	9.5	U	9.5
Bis(2-chloroethyl)ether	9.5	U	9.5
bis(chloroisopropyl) ether	9.5	U	9.5
Bis(2-ethylhexyl) phthalate	9.5	U	9.5
4-Bromophenyl phenyl ether	9.5	U	9.5
Butyl benzyl phthalate	9.5	U	9.5
4-Chloroaniline	71		19
4-Chloro-3-methylphenol	9.5	U	9.5
2-Chloronaphthalene	9.5	U	9.5
2-Chlorophenol	9.5	U	9.5
4-Chlorophenyl phenyl ether	9.5	U	9.5
Chrysene	9.5	U	9.5
Diallate	9.5	U	9.5
Dibenz(a,h)anthracene	9.5	U	9.5
Dibenzofuran	9.5	U	9.5
3,3'-Dichlorobenzidine	19	U	19
2,4-Dichlorophenol	9.5	U	9.5
2,6-Dichlorophenol	9.5	U	9.5
Diethyl phthalate	9.5	U	9.5
Dimethoate	9.5	U	9.5
7,12-Dimethylbenz(a)anthracene	9.5	U	9.5
3,3'-Dimethylbenzidine	19	U	19
2,4-Dimethylphenol	9.5	U	9.5
Dimethyl phthalate	9.5	U	9.5
Di-n-butyl phthalate	9.5	U	9.5
1,3-Dinitrobenzene	9.5	U	9.5
4,6-Dinitro-2-methylphenol	48	U	48
2,4-Dinitrophenol	48	U	48

US EPA ARCHIVE DOCUMENT

Client: URS Corporation

Job Number: 680-37869-1
Sdg Number: KPM020

Client Sample ID: **PMAMW04S-0608**

Lab Sample ID: 680-37869-6
Client Matrix: Water

Date Sampled: 06/20/2008 1355
Date Received: 06/21/2008 0947

8270C Semivolatile Compounds by Gas Chromatography/Mass Spectrometry (GC/MS)

Method: 8270C
Preparation: 3520C
Dilution: 1.0
Date Analyzed: 07/11/2008 0140
Date Prepared: 06/25/2008 1403

Analysis Batch: 680-111234
Prep Batch: 680-109883

Instrument ID: GC/MS SemiVolatiles - T
Lab File ID: t0325.d
Initial Weight/Volume: 1050 mL
Final Weight/Volume: 1 mL
Injection Volume: 1.0 uL

Analyte	Result (ug/L)	Qualifier	RL
2,4-Dinitrotoluene	9.5	U	9.5
2,6-Dinitrotoluene	9.5	U	9.5
Di-n-octyl phthalate	9.5	U	9.5
Dinoseb	9.5	U	9.5
1,4-Dioxane	9.5	U	9.5
Disulfoton	9.5	U	9.5
Ethyl methanesulfonate	9.5	U	9.5
Famphur	9.5	U	9.5
Fluoranthene	9.5	U	9.5
Fluorene	9.5	U	9.5
Hexachlorobenzene	9.5	U	9.5
Hexachlorobutadiene	9.5	U	9.5
Hexachlorocyclopentadiene	9.5	U	9.5
Hexachloroethane	9.5	U	9.5
Hexachlorophene	4800	U	4800
Hexachloropropene	9.5	U	9.5
Indeno[1,2,3-cd]pyrene	9.5	U	9.5
Isophorone	9.5	U	9.5
Isosafrole	9.5	U	9.5
Methapyrilene	1900	U	1900
3-Methylcholanthrene	9.5	U	9.5
Methyl methanesulfonate	9.5	U	9.5
2-Methylnaphthalene	9.5	U	9.5
Methyl parathion	9.5	U	9.5
2-Methylphenol	9.5	U	9.5
3 & 4 Methylphenol	9.5	U	9.5
Naphthalene	9.5	U	9.5
1,4-Naphthoquinone	9.5	U	9.5
1-Naphthylamine	9.5	U	9.5
2-Naphthylamine	9.5	U	9.5
2-Nitroaniline	48	U	48
3-Nitroaniline	48	U	48
4-Nitroaniline	48	U	48
Nitrobenzene	9.5	U *	9.5
2-Nitrophenol	9.5	U	9.5
4-Nitrophenol	48	U	48
4-Nitroquinoline-1-oxide	19	U	19
N-Nitro-o-toluidine	9.5	U	9.5
N-Nitrosodiethylamine	9.5	U	9.5
N-Nitrosodimethylamine	9.5	U	9.5
N-Nitrosodi-n-butylamine	9.5	U	9.5
N-Nitrosodi-n-propylamine	9.5	U	9.5
N-Nitrosodiphenylamine	9.5	U	9.5
N-Nitrosomethylethylamine	9.5	U	9.5

US EPA ARCHIVE DOCUMENT

*Do not use this data. Report all other data.

Client: URS Corporation

Job Number: 680-37869-1
Sdg Number: KPM020

Client Sample ID: **PMAMW04S-0608**

Lab Sample ID: 680-37869-6
Client Matrix: Water

Date Sampled: 06/20/2008 1355
Date Received: 06/21/2008 0947

8270C Semivolatile Compounds by Gas Chromatography/Mass Spectrometry (GC/MS)

Method: 8270C
Preparation: 3520C
Dilution: 1.0
Date Analyzed: 07/11/2008 0140
Date Prepared: 06/25/2008 1403

Analysis Batch: 680-111234
Prep Batch: 680-109883

Instrument ID: GC/MS SemiVolatiles - T
Lab File ID: t0325.d
Initial Weight/Volume: 1050 mL
Final Weight/Volume: 1 mL
Injection Volume: 1.0 uL

Analyte	Result (ug/L)	Qualifier	RL
N-Nitrosomorpholine	9.5	U	9.5
N-Nitrosopiperidine	9.5	U	9.5
N-Nitrosopyrrolidine	9.5	U	9.5
o,o',o"-Triethylphosphorothioate	9.5	U	9.5
Ethyl Parathion	9.5	U	9.5
p-Dimethylamino azobenzene	9.5	U	9.5
Pentachlorobenzene	13		9.5
Pentachloronitrobenzene	9.5	U	9.5
Pentachlorophenol	48	U	48
Phenacetin	9.5	U	9.5
Phenanthrene	9.5	U	9.5
Phenol	9.5	U	9.5
Phorate	9.5	U	9.5
2-Picoline	9.5	U	9.5
p-Phenylene diamine	1900	U	1900
Pronamide	9.5	U	9.5
Pyrene	9.5	U	9.5
Pyridine	48	U	48
Safrole, Total	9.5	U	9.5
Sulfotepp	9.5	U	9.5
1,2,4,5-Tetrachlorobenzene	9.5	U	9.5
2,3,4,6-Tetrachlorophenol	9.5	U	9.5
Thionazin	9.5	U	9.5
2-Toluidine	10		9.5
~~1,2,4-Trichlorobenzene~~	~~1700~~	E	~~9.5~~
2,4,5-Trichlorophenol	9.5	U	9.5
2,4,6-Trichlorophenol	9.5	U	9.5
1,3,5-Trinitrobenzene	9.5	U	9.5
1-Chloro-3-nitrobenzene	9.5	U	9.5
2-Nitrobiphenyl	9.5	U	9.5
2,4-Dichloronitrobenzene	9.5	U	9.5
3-Nitrobiphenyl	9.5	U	9.5
3,4-Dichloronitrobenzene	9.5	U	9.5
4-Nitrobiphenyl	9.5	U	9.5
2-chloronitrobenzene / 4-chloronitrobenzene	19	U	19

Surrogate	%Rec	Acceptance Limits
2-Fluorobiphenyl	65	50 - 113
2-Fluorophenol	50	36 - 110
Nitrobenzene-d5	59	45 - 112
Phenol-d5	64	38 - 116
Terphenyl-d14	61	10 - 121
2,4,6-Tribromophenol	88	40 - 139

US EPA ARCHIVE DOCUMENT

Client: URS Corporation

Job Number: 680-37869-1
Sdg Number: KPM020

Client Sample ID: **PMAMW04S-0608**

Lab Sample ID: 680-37869-6
Client Matrix: Water

Date Sampled: 06/20/2008 1355
Date Received: 06/21/2008 0947

8270C Semivolatile Compounds by Gas Chromatography/Mass Spectrometry (GC/MS)

Method: 8270C
Preparation: 3520C
Dilution: 20
Date Analyzed: 07/13/2008 2136
Date Prepared: 06/25/2008 1403

Analysis Batch: 680-111464
Prep Batch: 680-109883
Run Type: DL

Instrument ID: GC/MS SemiVolatiles - T
Lab File ID: t0382.d
Initial Weight/Volume: 1050 mL
Final Weight/Volume: 1 mL
Injection Volume: 1.0 uL

Analyte	Result (ug/L)	Qualifier	RL
Acenaphthene	190	U	190
Acenaphthylene	190	U	190
Acetophenone	190	U	190
2-Acetylaminofluorene	190	U	190
alpha,alpha-Dimethyl phenethylamine	38000	U	38000
4-Aminobiphenyl	190	U	190
Aniline	380	U	380
Anthracene	190	U	190
Aramite, Total	190	U	190
Benzo[a]anthracene	190	U	190
Benzo[a]pyrene	190	U	190
Benzo[b]fluoranthene	190	U	190
Benzo[g,h,i]perylene	190	U	190
Benzo[k]fluoranthene	190	U	190
Benzyl alcohol	190	U	190
1,1'-Biphenyl	190	U	190
Bis(2-chloroethoxy)methane	190	U	190
Bis(2-chloroethyl)ether	190	U	190
bis(chloroisopropyl) ether	190	U	190
Bis(2-ethylhexyl) phthalate	190	U	190
4-Bromophenyl phenyl ether	190	U	190
Butyl benzyl phthalate	190	U	190
4-Chloroaniline	380	U	380
4-Chloro-3-methylphenol	190	U	190
2-Chloronaphthalene	190	U	190
2-Chlorophenol	190	U	190
4-Chlorophenyl phenyl ether	190	U	190
Chrysene	190	U	190
Diallate	190	U	190
Dibenz(a,h)anthracene	190	U	190
Dibenzofuran	190	U	190
3,3'-Dichlorobenzidine	380	U	380
2,4-Dichlorophenol	190	U	190
2,6-Dichlorophenol	190	U	190
Diethyl phthalate	190	U	190
Dimethoate	190	U	190
7,12-Dimethylbenz(a)anthracene	190	U	190
3,3'-Dimethylbenzidine	380	U	380
2,4-Dimethylphenol	190	U	190
Dimethyl phthalate	190	U	190
Di-n-butyl phthalate	190	U	190
1,3-Dinitrobenzene	190	U	190
4,6-Dinitro-2-methylphenol	950	U	950
2,4-Dinitrophenol	950	U	950

US EPA ARCHIVE DOCUMENT

Client: URS Corporation

Job Number: 680-37869-1
Sdg Number: KPM020

Client Sample ID: **PMAMW04S-0608**

Lab Sample ID: 680-37869-6
Client Matrix: Water

Date Sampled: 06/20/2008 1355
Date Received: 06/21/2008 0947

8270C Semivolatile Compounds by Gas Chromatography/Mass Spectrometry (GC/MS)

Method: 8270C
Preparation: 3520C
Dilution: 20
Date Analyzed: 07/13/2008 2136
Date Prepared: 06/25/2008 1403

Analysis Batch: 680-111464
Prep Batch: 680-109883
Run Type: DL

Instrument ID: GC/MS SemiVolatiles - T
Lab File ID: t0382.d
Initial Weight/Volume: 1050 mL
Final Weight/Volume: 1 mL
Injection Volume: 1.0 uL

Analyte	Result (ug/L)	Qualifier	RL
2,4-Dinitrotoluene	190	U	190
2,6-Dinitrotoluene	190	U	190
Di-n-octyl phthalate	190	U	190
Dinoseb	190	U	190
1,4-Dioxane	190	U	190
Disulfoton	190	U	190
Ethyl methanesulfonate	190	U	190
Famphur	190	U	190
Fluoranthene	190	U	190
Fluorene	190	U	190
Hexachlorobenzene	190	U	190
Hexachlorobutadiene	190	U	190
Hexachlorocyclopentadiene	190	U	190
Hexachloroethane	190	U	190
Hexachlorophene	95000	U	95000
Hexachloropropene	190	U	190
Indeno[1,2,3-cd]pyrene	190	U	190
Isophorone	190	U	190
Isosafrole	190	U	190
Methapyrilene	38000	U	38000
3-Methylcholanthrene	190	U	190
Methyl methanesulfonate	190	U	190
2-Methylnaphthalene	190	U	190
Methyl parathion	190	U	190
2-Methylphenol	190	U	190
3 & 4 Methylphenol	190	U	190
Naphthalene	190	U	190
1,4-Naphthoquinone	190	U	190
1-Naphthylamine	190	U	190
2-Naphthylamine	190	U	190
2-Nitroaniline	950	U	950
3-Nitroaniline	950	U	950
4-Nitroaniline	950	U	950
Nitrobenzene	190	U *	190
2-Nitrophenol	190	U	190
4-Nitrophenol	950	U	950
4-Nitroquinoline-1-oxide	380	U	380
N-Nitro-o-toluidine	190	U	190
N-Nitrosodiethylamine	190	U	190
N-Nitrosodimethylamine	190	U	190
N-Nitrosodi-n-butylamine	190	U	190
N-Nitrosodi-n-propylamine	190	U	190
N-Nitrosodiphenylamine	190	U	190
N-Nitrosomethylethylamine	190	U	190

US EPA ARCHIVE DOCUMENT

* Use this data only. All other data was used from the undiluted analysis.

US EPA ARCHIVE DOCUMENT

Analytical Data

Client: URS Corporation

Job Number: 680-37869-1
Sdg Number: KPM020

Client Sample ID: **PMAMW04S-0608**

Lab Sample ID: 680-37869-6
Client Matrix: Water

Date Sampled: 06/20/2008 1355
Date Received: 06/21/2008 0947

8270C Semivolatile Compounds by Gas Chromatography/Mass Spectrometry (GC/MS)

Method: 8270C
Preparation: 3520C
Dilution: 20
Date Analyzed: 07/13/2008 2136
Date Prepared: 06/25/2008 1403

Analysis Batch: 680-111464
Prep Batch: 680-109883
Run Type: DL

Instrument ID: GC/MS SemiVolatiles - T
Lab File ID: t0382.d
Initial Weight/Volume: 1050 mL
Final Weight/Volume: 1 mL
Injection Volume: 1.0 uL

Analyte	Result (ug/L)	Qualifier	RL
N-Nitrosomorpholine	190	U	190
N-Nitrosopiperidine	190	U	190
N-Nitrosopyrrolidine	190	U	190
o,o',o''-Triethylphosphorothioate	190	U	190
Ethyl Parathion	190	U	190
p-Dimethylamino azobenzene	190	U	190
Pentachlorobenzene	190	U	190
Pentachloronitrobenzene	190	U	190
Pentachlorophenol	950	U	950
Phenacetin	190	U	190
Phenanthrene	190	U	190
Phenol	190	U	190
Phorate	190	U	190
2-Picoline	190	U	190
p-Phenylene diamine	38000	U	38000
Pronamide	190	U	190
Pyrene	190	U	190
Pyridine	950	U	950
Safrole, Total	190	U	190
Sulfotepp	190	U	190
1,2,4,5-Tetrachlorobenzene	190	U	190
2,3,4,6-Tetrachlorophenol	190	U	190
Thionazin	190	U	190
2-Toluidine	190	U	190
1,2,4-Trichlorobenzene	3400	D	190
2,4,5-Trichlorophenol	190	U	190
2,4,6-Trichlorophenol	190	U	190
1,3,5-Trinitrobenzene	190	U	190
1-Chloro-3-nitrobenzene	190	U	190
2-Nitrobiphenyl	190	U	190
2,4-Dichloronitrobenzene	190	U	190
3-Nitrobiphenyl	190	U	190
3,4-Dichloronitrobenzene	190	U	190
4-Nitrobiphenyl	190	U	190
2-chloronitrobenzene / 4-chloronitrobenzene	380	U	380

Surrogate	%Rec		Acceptance Limits
2-Fluorobiphenyl	0	D	50 - 113
2-Fluorophenol	0	D	36 - 110
Nitrobenzene-d5	0	D	45 - 112
Phenol-d5	0	D	38 - 116
Terphenyl-d14	0	D	10 - 121
2,4,6-Tribromophenol	0	D	40 - 139

DATA REPORTING QUALIFIERS

Client: URS Corporation

Job Number: 680-37869-1
Sdg Number: KPM020

Lab Section	Qualifier	Description
GC/MS VOA		
	U	Indicates the analyte was analyzed for but not detected.
	E	Result exceeded calibration range, secondary dilution required.
	D	Surrogate or matrix spike recoveries were not obtained because the extract was diluted for analysis; also compounds analyzed at a dilution may be flagged with a D.
GC/MS Semi VOA		
	U	Indicates the analyte was analyzed for but not detected.
	*	LCS or LCSD exceeds the control limits
	F	MS or MSD exceeds the control limits
	E	Result exceeded calibration range, secondary dilution required.
	D	Surrogate or matrix spike recoveries were not obtained because the extract was diluted for analysis; also compounds analyzed at a dilution may be flagged with a D.

US EPA ARCHIVE DOCUMENT