

US EPA ARCHIVE DOCUMENT



# EPA's BEACH Report:

## Mississippi 2007 Swimming Season

July 2008

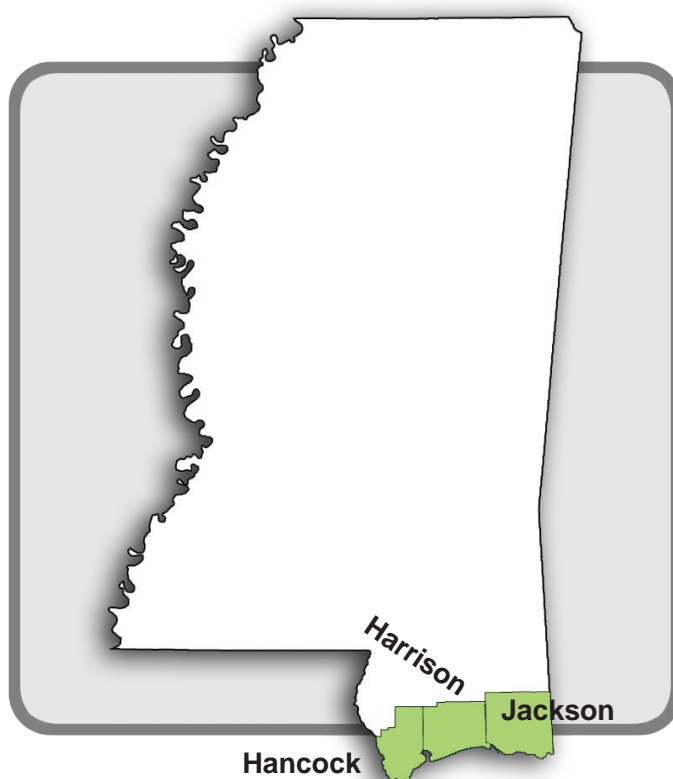
### Introduction

The BEACH Act of 2000 requires that coastal and Great Lakes states and territories report to EPA on beach monitoring and notification data for their coastal recreation waters.

The BEACH Act defines coastal recreation waters as the Great Lakes and coastal waters (including coastal estuaries) that states, territories, and authorized tribes officially recognize or designate for swimming, bathing, surfing, or similar activities in the water.

This fact sheet summarizes beach monitoring and notification data submitted to EPA by the State of Mississippi for the 2007 swimming season.

**Figure 1. Mississippi coastal counties.**



**Table 1. Breakdown of monitored and unmonitored coastal beaches by county for 2007.**

County	Total Beaches	Monitored	Not Monitored
HANCOCK	3	3	0
HARRISON	11	11	0
JACKSON	6	6	0
TOTALS	20	20	0

## 2007 Summary Results

*How many notification actions were reported and how long were they?*

Mississippi's approach is to issue a beach advisory when water quality standards are exceeded at a particular beach that warns people to avoid contact with the ocean water. A total of 9 monitored beaches had at least one advisory issued during the 2007 swimming season. About 10 percent of Mississippi's notification actions lasted two days or less. Figure 2 presents a full breakdown of notification action durations.

*What percentage of days were beaches under a notification action?*

For Mississippi's 2007 swimming season, actions were reported about 5 percent of the time (Figure 3).

*How do 2007 results compare to previous years?*

Table 2 compares 2007 notification action data with monitored beach data from previous years.

*What pollution sources impact monitored beaches?*

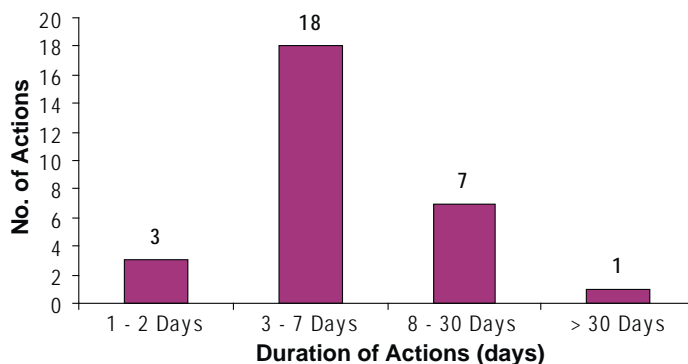
Figure 4 displays the percentage of Mississippi's monitored beaches potentially impacted by various pollution sources. In 2007, 80 percent of the beaches had not been investigated.

## For More Information

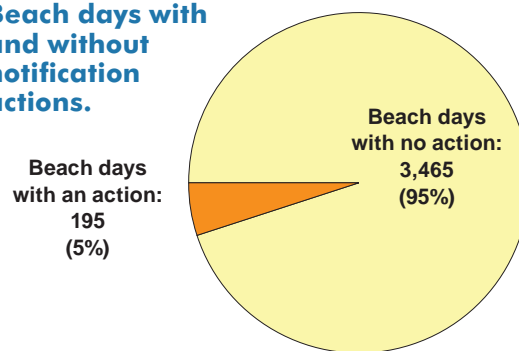
For general information about beaches:  
[www.epa.gov/beaches/](http://www.epa.gov/beaches/)

For information about beaches in Mississippi:  
[www.usm.edu/gcrl/msbeach/index.cgi](http://www.usm.edu/gcrl/msbeach/index.cgi)

**Figure 2: Beach notification actions by duration.**



**Figure 3: Beach days with and without notification actions.**



**Table 2. Beach notification actions, 2005–2007.**

	2005	2006	2007
Number of monitored beaches	21	21	20
Number of beaches affected by notification actions	7	6	9
Percentage of beaches affected by notification actions	33%	29%	45%
Percentage of beach days affected by notification actions	<1%	59%	5%

**Figure 4: Percent of monitored beaches potentially impacted by pollution sources (20 beaches).**

