

US EPA ARCHIVE DOCUMENT



# EPA's BEACH Report:

## Georgia 2007 Swimming Season

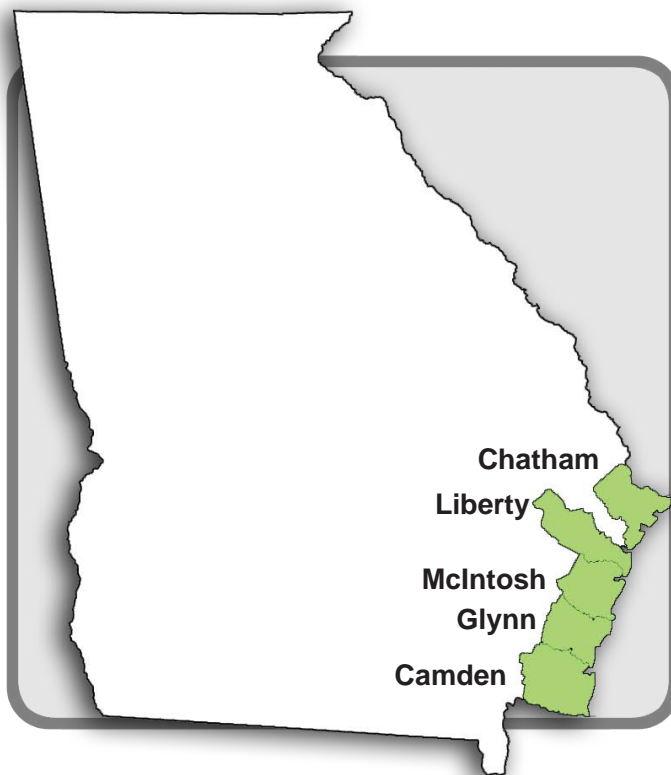
July 2008

### Introduction

The BEACH Act of 2000 requires that coastal and Great Lakes states and territories report to EPA on beach monitoring and notification data for their coastal recreation waters. The BEACH Act defines coastal recreation waters as the Great Lakes and coastal waters (including coastal estuaries) that states, territories, and authorized tribes officially recognize or designate for swimming, bathing, surfing, or similar activities in the water.

This fact sheet summarizes beach monitoring and notification data submitted to EPA by the State of Georgia for the 2007 swimming season.

**Figure 1. Georgia coastal counties.**



**Table 1. Breakdown of monitored and unmonitored coastal beaches by county for 2007.**

County	Total Beaches	Monitored	Not Monitored
CAMDEN	2	0	2
CHATHAM	13	9	4
GLYNN	19	16	3
LIBERTY	1	0	1
MCINTOSH	6	2	4
<b>TOTALS</b>	<b>41</b>	<b>27</b>	<b>14</b>

## 2007 Summary Results

*How many notification actions were reported and how long were they?*

Georgia's approach is to issue a beach advisory when water quality standards are exceeded at a particular beach that warns people to avoid contact with the ocean water. A total of 14 monitored beaches had at least one advisory issued during the 2007 swimming season. About 37 percent of Georgia's 30 notification actions lasted two days or less. Figure 2 presents a full breakdown of notification action durations.

*What percentage of days were beaches under a notification action?*

For Georgia's 2007 swimming season, actions were reported about 2 percent of the time (Figure 3).

*How do 2007 results compare to previous years?*

Table 2 compares 2007 notification action data with monitored beach data from previous years.

*What pollution sources impact monitored beaches?*

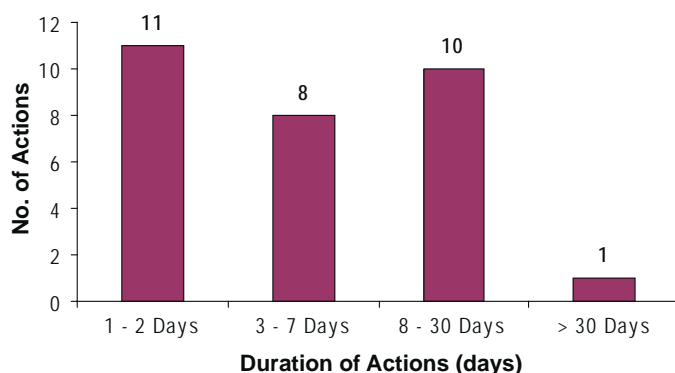
Sources of pollution impacting Georgia's monitored beaches were not identified in 2007 (Figure 4).

## For More Information

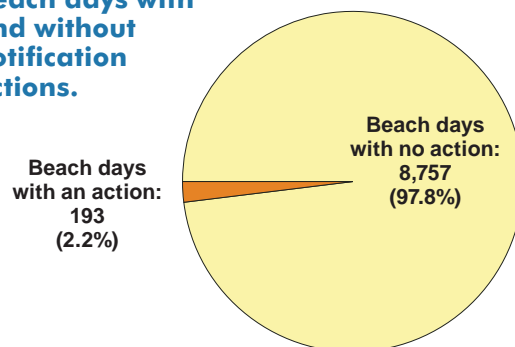
For general information about beaches:  
[www.epa.gov/beaches/](http://www.epa.gov/beaches/)

For information about beaches in Georgia:  
<http://GaHealthyBeaches.org>

**Figure 2: Beach notification actions by duration.**



**Figure 3: Beach days with and without notification actions.**



**Table 2. Beach notification actions, 2005–2007.**

	2005	2006	2007
Number of monitored beaches	27	27	27
Number of beaches affected by notification actions	17	11	14
Percentage of beaches affected by notification actions	63%	41%	52%
Percentage of beach days affected by notification actions	10%	3%	2%

**Figure 4: Percent of monitored beaches potentially impacted by pollution sources (27 beaches).**

