

US EPA ARCHIVE DOCUMENT



Environment  
Canada

Environnement  
Canada

Canada

# North American Sector Analysis and Commonalities

**GLBTS Substance and Sector Working Group Meeting  
Burlington, Ontario  
Edwina Lopes  
June 2, 2008**

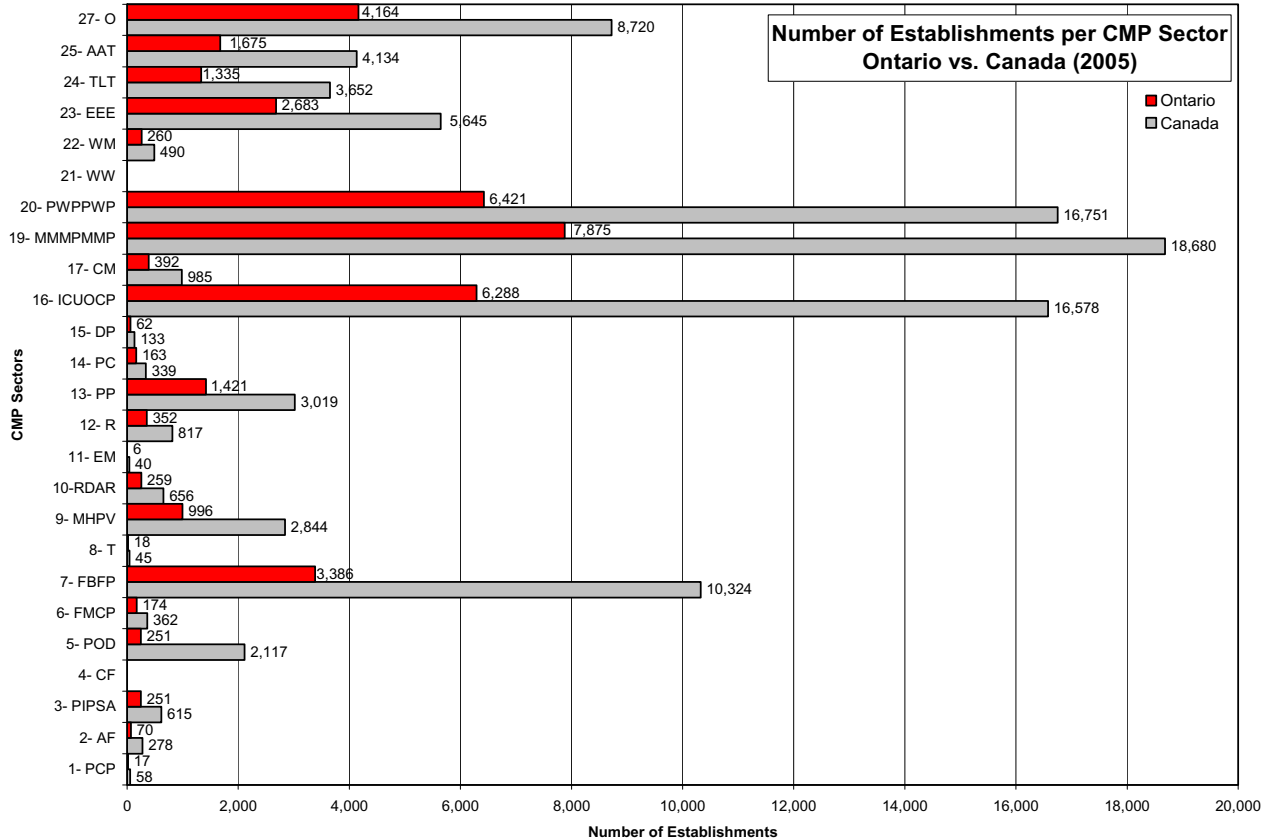
**GLBTS INDUSTRY SECTOR ANALYSIS**

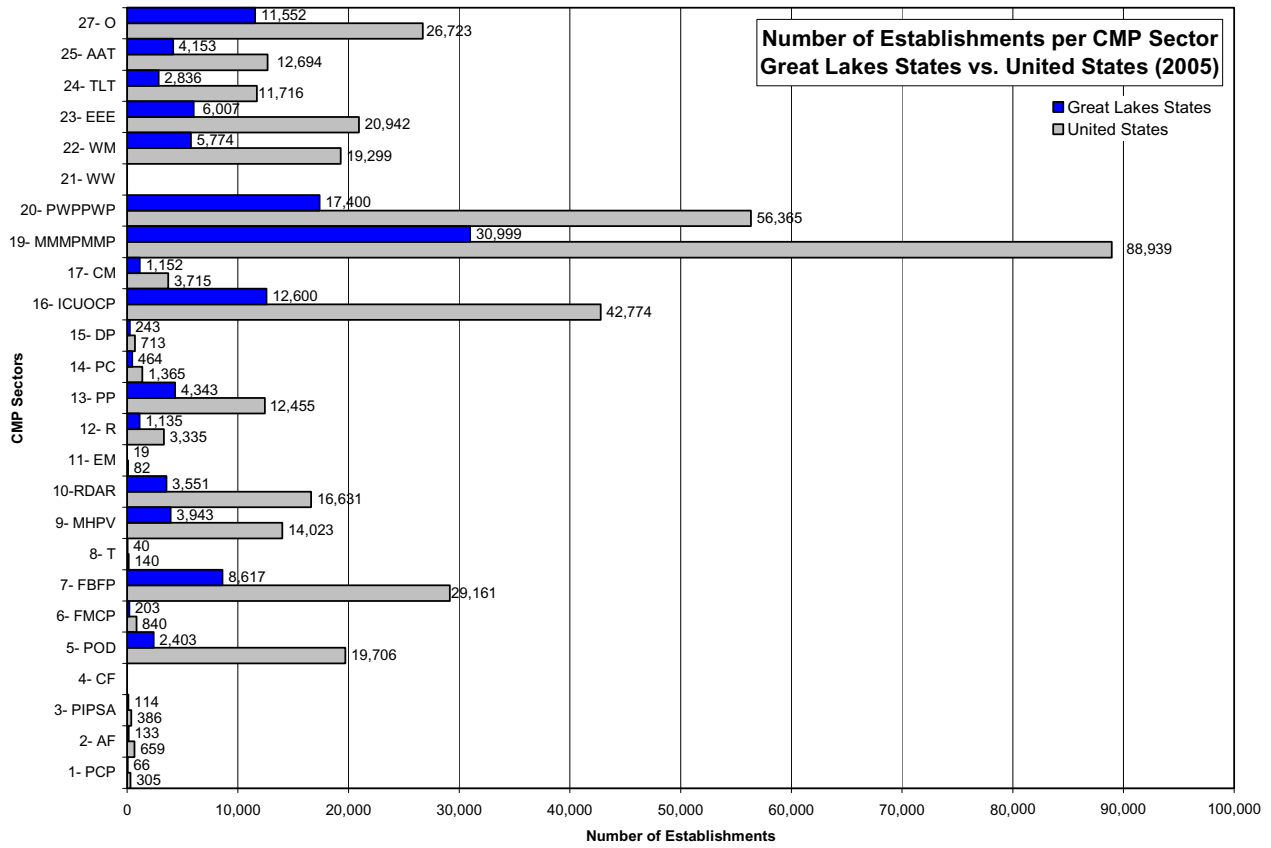
- Purpose:
  - To determine which sectors and substances under the CMP could potentially be of interest in the Great Lakes Basin.
  
- Methodology:
  - CMP Sectors (28 in total) were identified based on Domestic Substances List (DSL) usage codes used to nominate substances to the DSL. This broadly represents the Canadian economy.
  - CMP Sectors were related to North American Industry Classification System (NAICS) codes for manufacturing.
  - North American regions were compared on an economic basis by sector and by the number of high and medium priority CMP substances.

**NUMBER OF ESTABLISHMENTS PER CMP SECTOR**

**Top 3 CMP Sectors for Ontario/Canada and the Great Lake States/United States:**

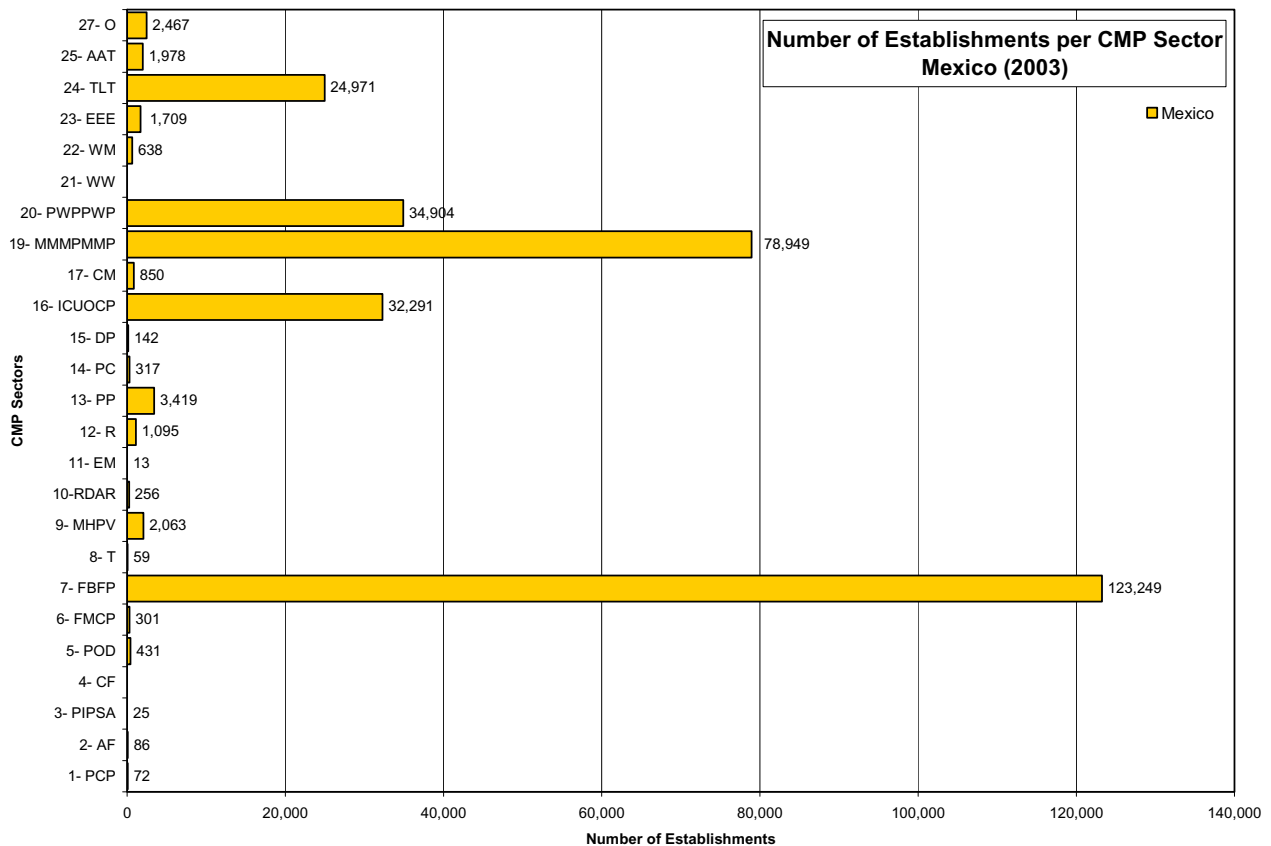
- 1) 19 - Metals, Metallurgical, Metal Plating, Mining and Mineral Products
- 2) 20 – Printing and Writing, Pulp and Paper and Wood Products
- 3) 16 – Industrial or Commercial Uses and Other Consumer Products





**Top 4 CMP Sectors for Mexico:**

- 1) 7 – Food, Beverage, and Food Packaging
- 2) 19 - Metals, Metallurgical, Metal Plating, Mining and Mineral Products
- 3) 20 – Printing and Writing, Pulp and Paper and Wood Products
- 4) 16 – Industrial or Commercial Uses and Other Consumer Products

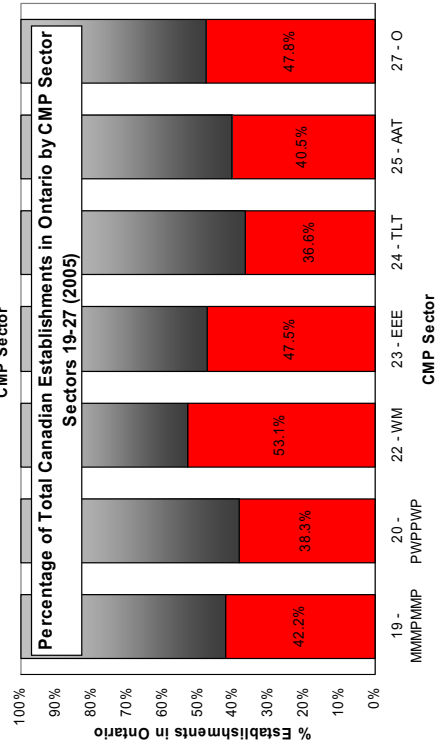
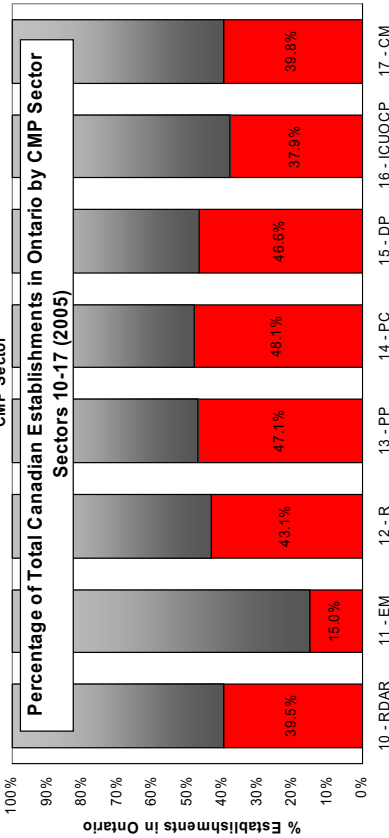
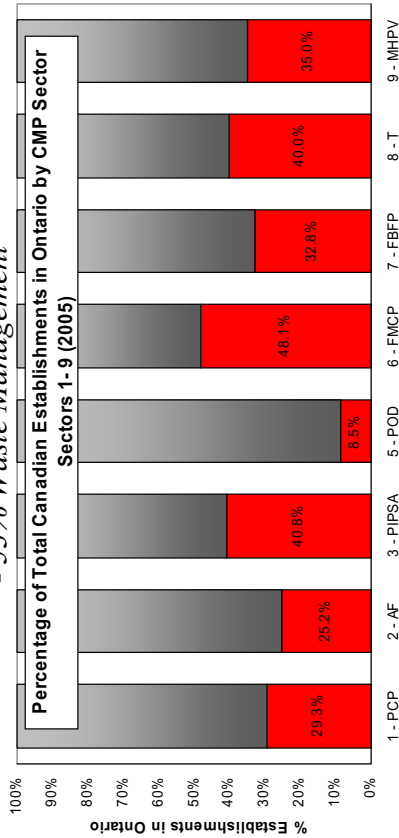


## NUMBER OF ESTABLISHMENTS PER CMP SECTOR

Ontario has an average of 38% of establishments in Canada, with a range of:

- 9% Petroleum, Oil Well Treatment, and Drilling

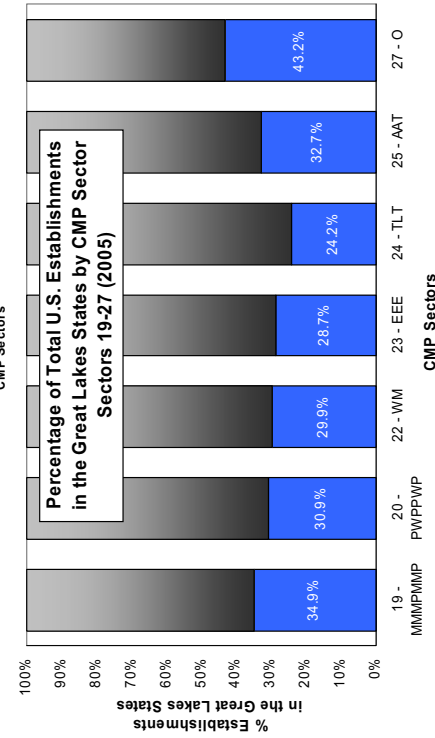
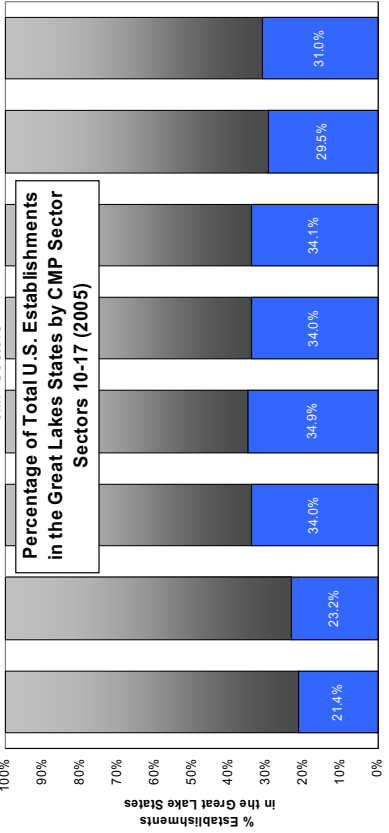

- 53% Waste Management



GL States have an average of 29% of establishments in US, with a range of:

- 12% Petroleum, Oil Well Treatment, and Drilling


- 43% Other



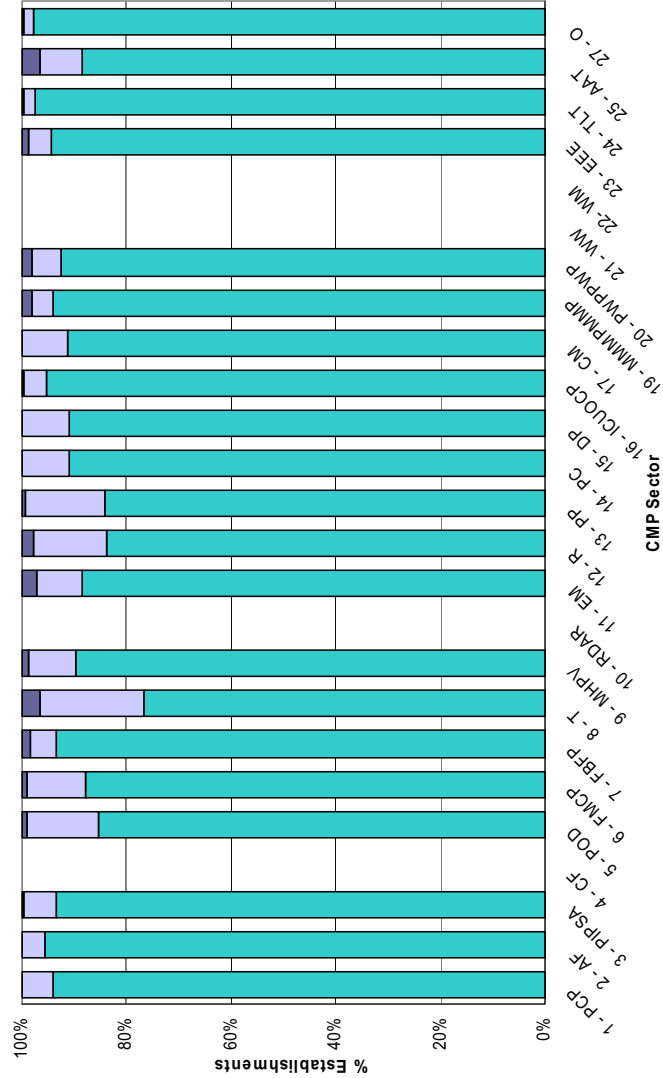
## OTHER FACTORS TO CONSIDER - PRODUCT USE

- Population could be considered a surrogate for product use
- Ontario represents 38.8% of the Canadian population

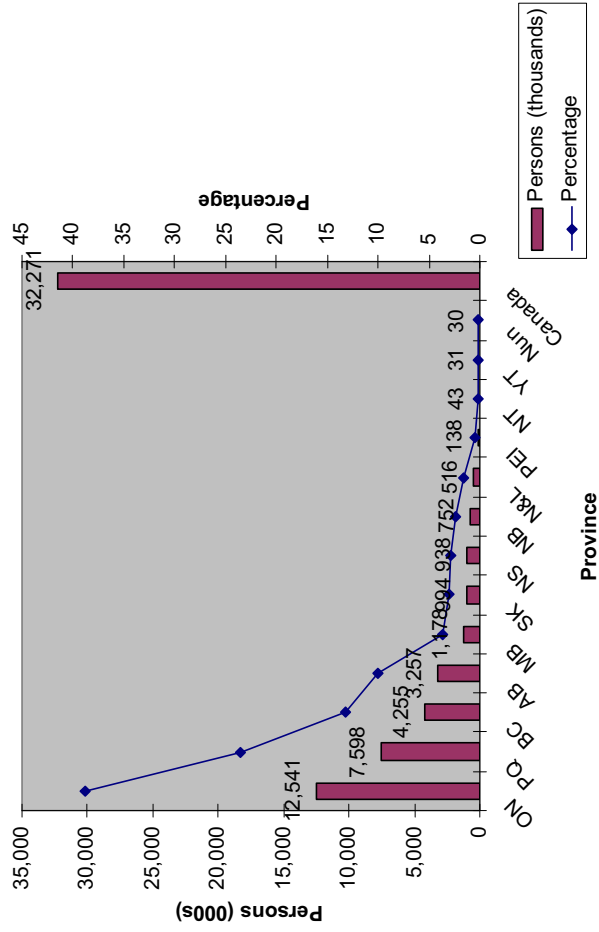
## DISTRIBUTION OF SMALL, MEDIUM AND LARGE ESTABLISHMENTS



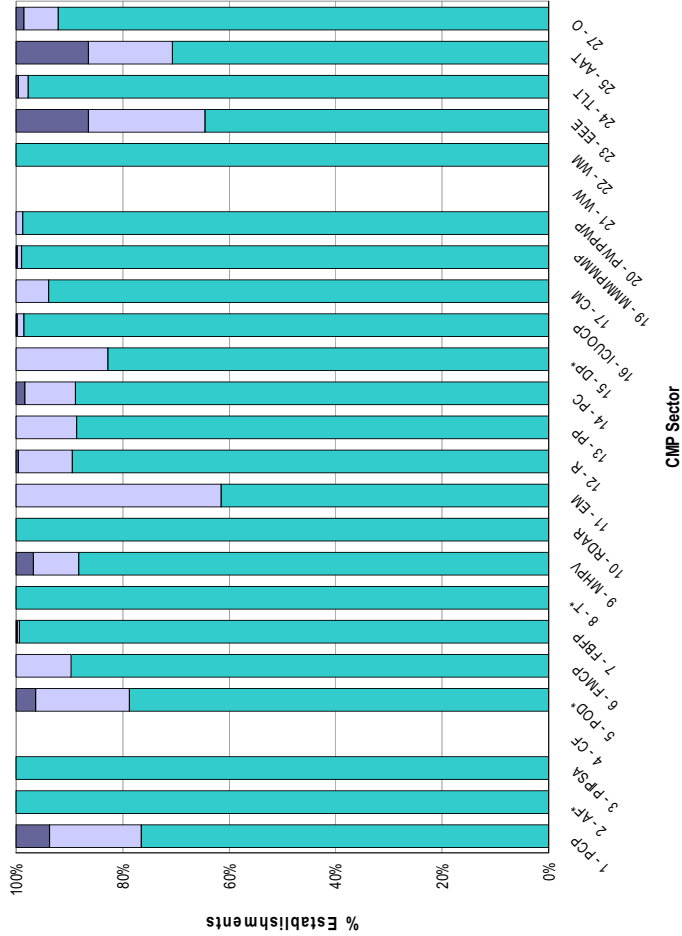
Canada (2005)



Canadian Population (2005)



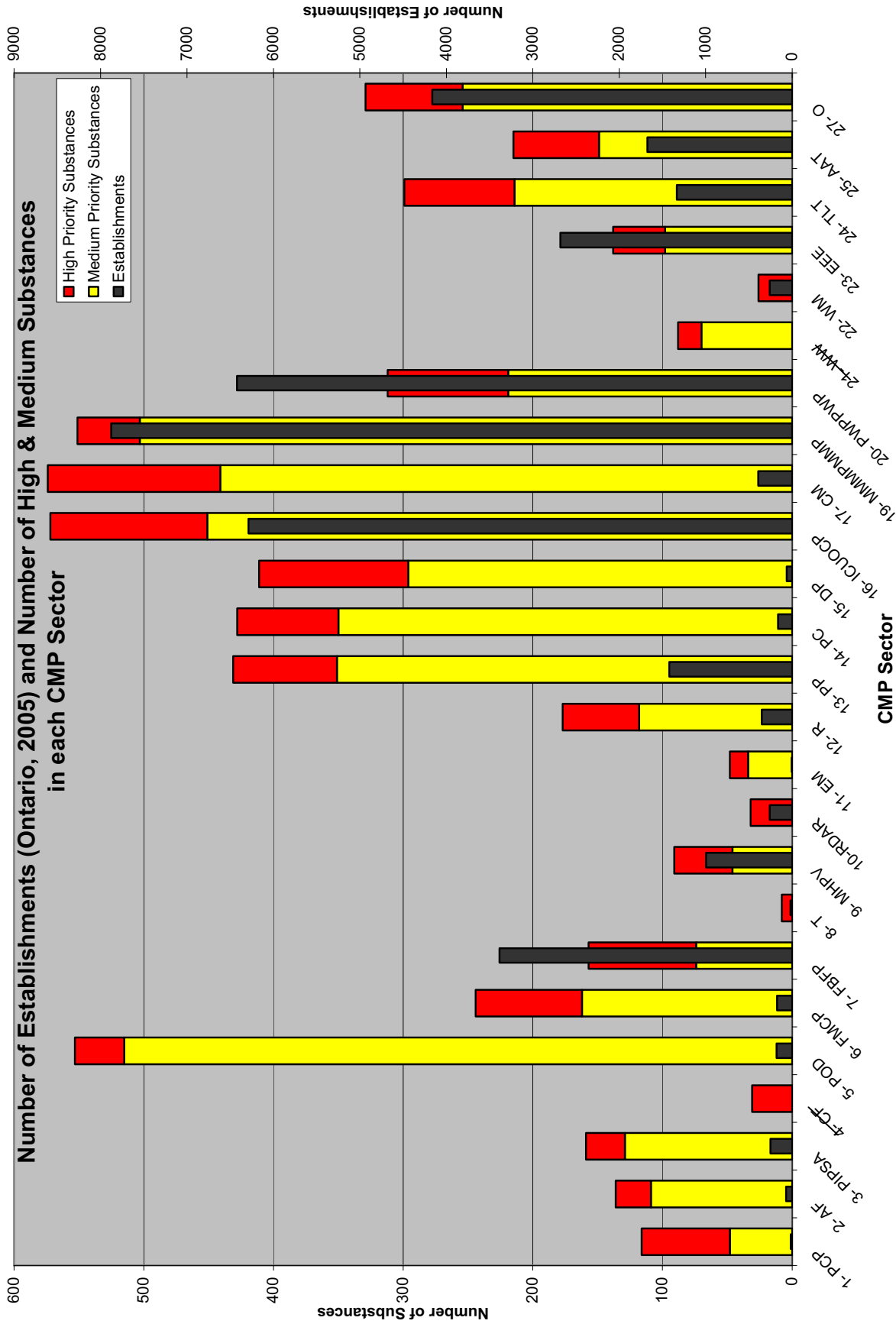
Mexico (2003)



CMP Sector

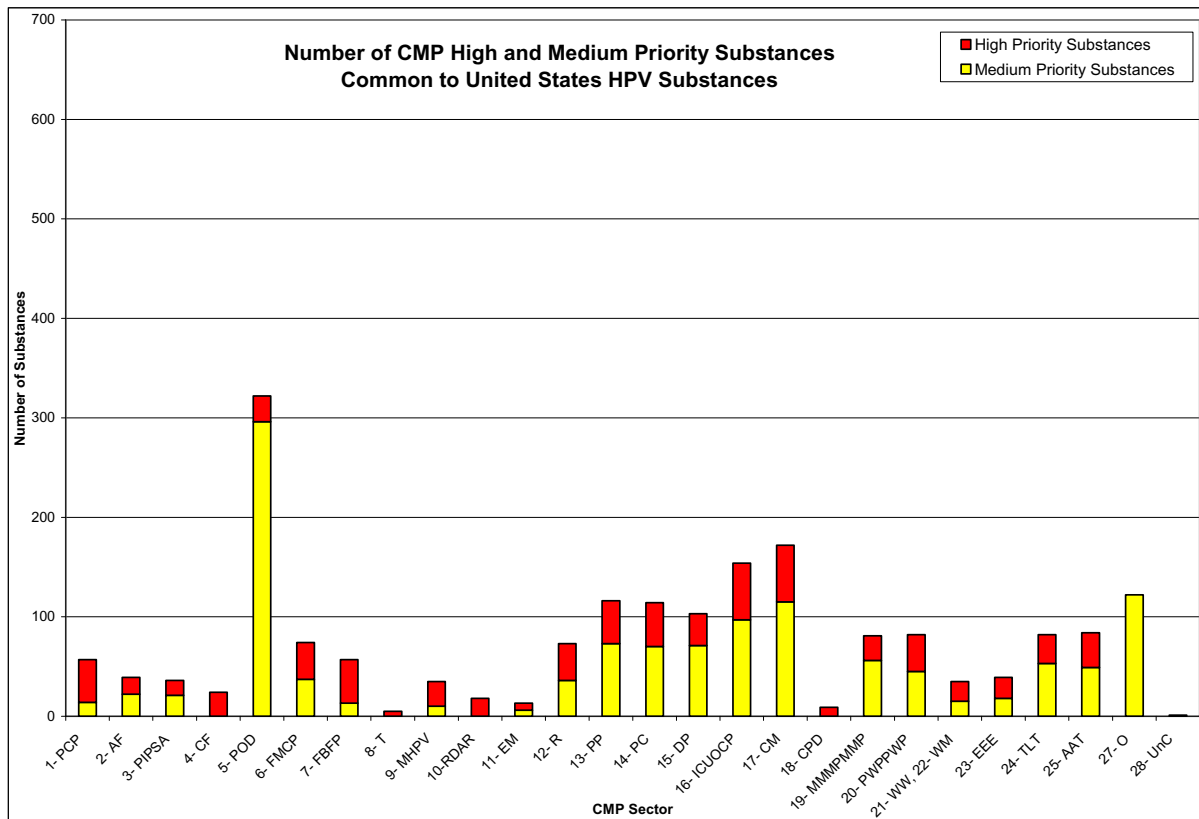
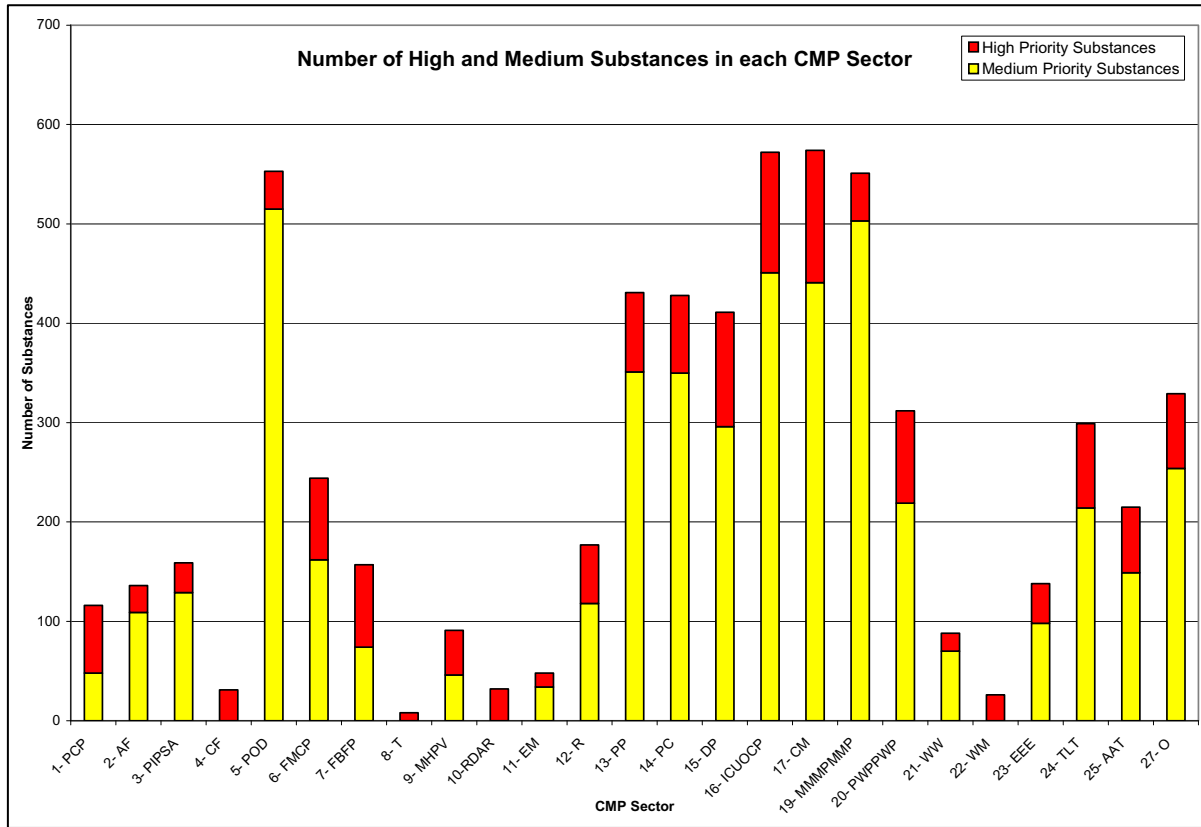
CMP Sector

## THE ANALYSIS- ESTABLISHMENTS VS. HIGH AND MEDIUM PRIORITY SUBSTANCES



Bar Colour	What the bar represents	How to read
Black	Number of Establishments per CMP Sector	Read values off of the right-hand y-axis
Yellow	Number of Medium Priority Substances per CMP Sector	Read values off of the left-hand y-axis
Red	Number of High Priority Substances per CMP Sector	Read values off of the left-hand y-axis

### CMP COMMON SUBSTANCES BY SECTOR

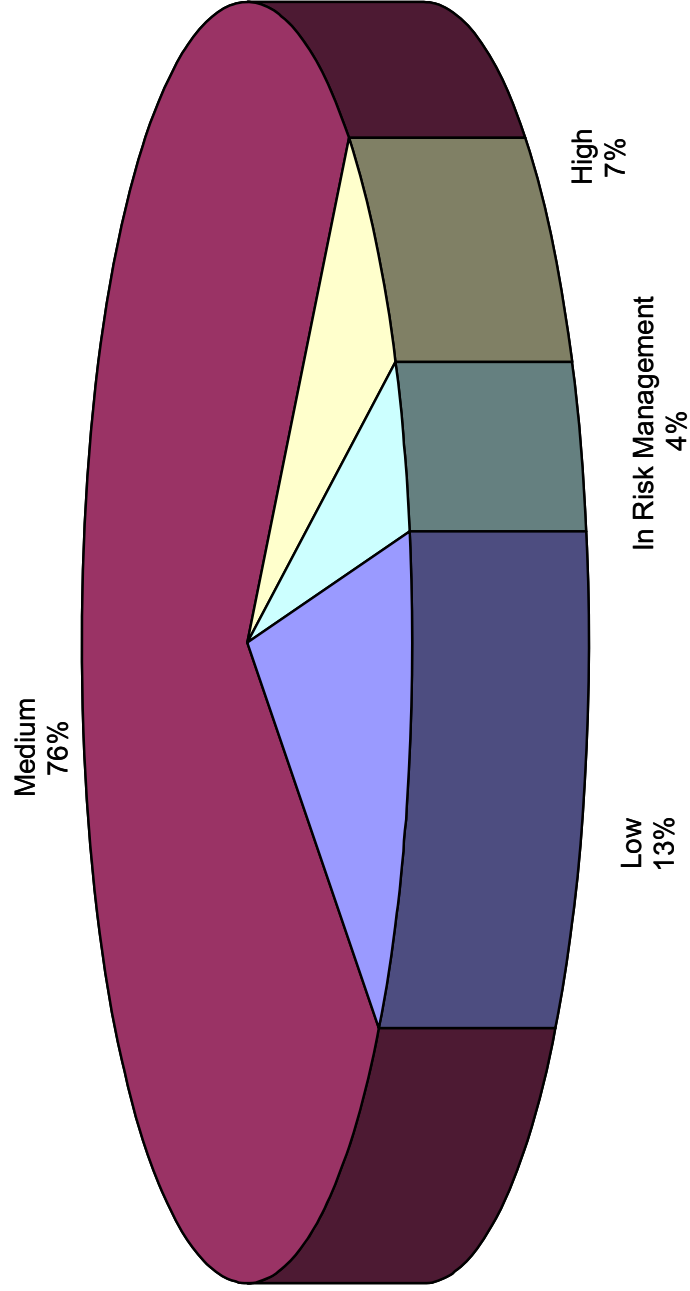


US EPA ARCHIVE DOCUMENT



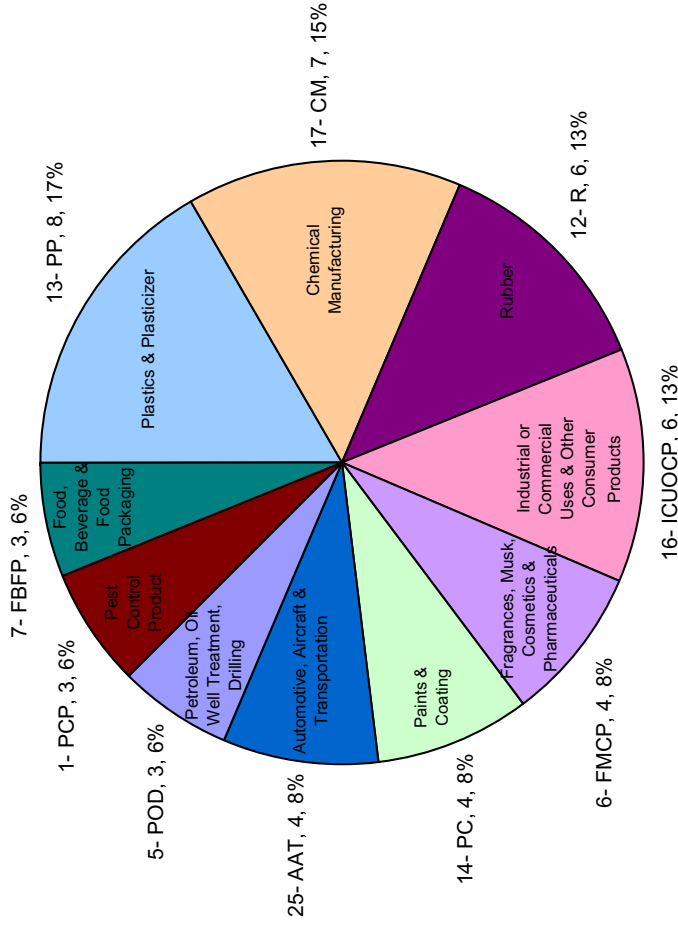
### Number of Canadian CMP Substances Common to the United States HPV Challenge Program

(Total in common = 858)



**OF THE 50 PRIORITY CHEMICALS IDENTIFIED BY THE GL SURVEILLANCE WORK – TEN SUBSTANCES ARE COMMON TO THE CANADIAN CMP AND U.S. CHAMP (HPV)**

**Top 10 Sectors of the 10 Substances (out of 50 Priority Chemicals Identified by the GL Surveillance Work) Common to the Canadian CMP and U.S. ChAMP (HPV)**  
(Maximum = 10 per Sector)



CAS	Chemical Name	GIN (06Feb2008)	Sector (s)
3194556	Cyclododecane, 1,2,5,6,9,10-hexabromo-	In Risk Management	13- PP
634662	Benzene, 1,2,3,4-tetrachloro-	In Risk Management	17- CM
25973551	Phenol, 2-(2H-benzotriazol-2-yl)-4,6-bis(1,1-dimethylpropyl)-	Medium	2- AF 3- PIPSA 13- PP 14- PC
556672	Cyclotetrasiloxane, octamethyl-	High	1- PCP 2- AF 5- POD 6- FMCP 7- FBFP 9- MHPV 10- RDAR 12- R 13- PP 14- PC 16- ICUOCP 17- CM 18- CPD 19- MMMPMMP 20- PWPPWP 23- EEE 24- TLT 25- AAT
541026	Cyclopentasiloxane, decamethyl-	High	1- PCP 5- POD 6- FMCP 7- FBFP 9- MHPV 11- EM 12- R 13- PP 14- PC 15- DP 16- ICUOCP 17- CM 18- CPD 19- MMMPMMP 20- PWPPWP 23- EEE 24- TLT 25- AAT
540976	Cyclohexasiloxane, dodecamethyl-	High	1- PCP 6- FMCP 7- FBFP 9- MHPV 12- R 13- PP 14- PC 15- DP 16- ICUOCP 17- CM 18- CPD 20- PWPPWP 25- AAT
732263	Phenol, 2,4,6-tris(1,1-dimethylethyl)-	High	4- CF 5- POD 12- R 13- PP 16- ICUOCP 17- CM 25- AAT
77474	1,3-Cyclopentadiene, 1,2,3,4,5-hexachloro-	Medium	12- R 13- PP 17- CM
101202	Urea, N-(4-chlorophenyl)-N'-(3,4-dichlorophenyl)-	Medium	16- ICUOCP

**THOUGHTS ON APPROACH**

- What process should we use to determine which sectors to consider under the GLBTS?
- What data do we need? Do we have the data? Is there surrogate data?
- Where should we focus?

