

US EPA ARCHIVE DOCUMENT

# Fish and Wildlife Supported by the Gulf of Mexico



Nick Wiley, Executive Director  
June 1, 2011

# The Gulf Ecosystem

- One of the world's most productive
- Hundreds of fish and wildlife species
- Economic engine
- Unique habitats
- Storm protection



# The Gulf's Diverse Coastal Habitats



Beach/Surf Zone



Seagrass Beds



Estuary



Saltmarsh & Oyster Reefs



Mangrove Swamp



Coral Reef



# Gulf Coast Bird Life



# American Oystercatcher

- The Florida Gulf Coast contains over 90% of the remaining healthy oyster reef habitat in the world and the second largest winter population of American Oystercatchers.



# Red Knot

- Florida winter resident – breeds in the arctic
- Undertake one of the longest migrations of any animal (>9000 miles one way)
- Key roosting and foraging sites on the Florida Gulf Coast.



# Sea Turtles and Marine Mammals



Loggerhead



Manatee



Bottlenose  
Dolphin



Kemp's ridley



Green



Leatherback



Hawksbill













# Sea Turtle Nesting - 2010

642 total nests (Fl Panhandle)  
240 nests relocated  
7000 hatchlings released




# Incredible Gulf Fisheries



# *Recreational Saltwater Fishing*

- More saltwater anglers than any other state
- Over 14 million trips in 2010 on the Gulf
- Robust charter fishing industry
- Extensive shore based infrastructure



# Offshore Game Fish



# Inshore Game Fish



Gulf Flounder



Red Drum



Sheepshead



Bay Scallop



Spotted Seatrout



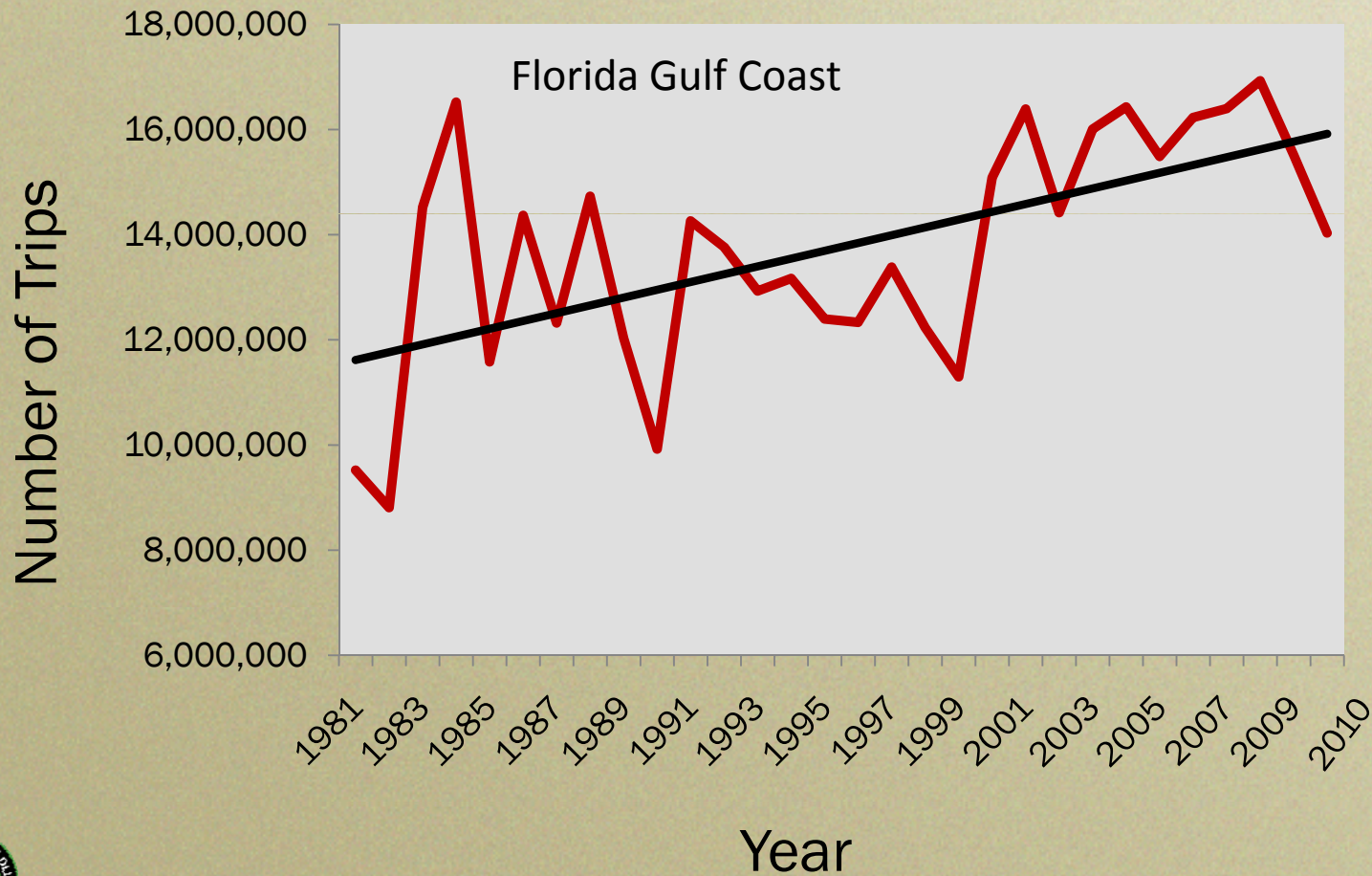
Atlantic Sharpnose Shark



Blue Crab



# Trends in Recreational Fishing Effort



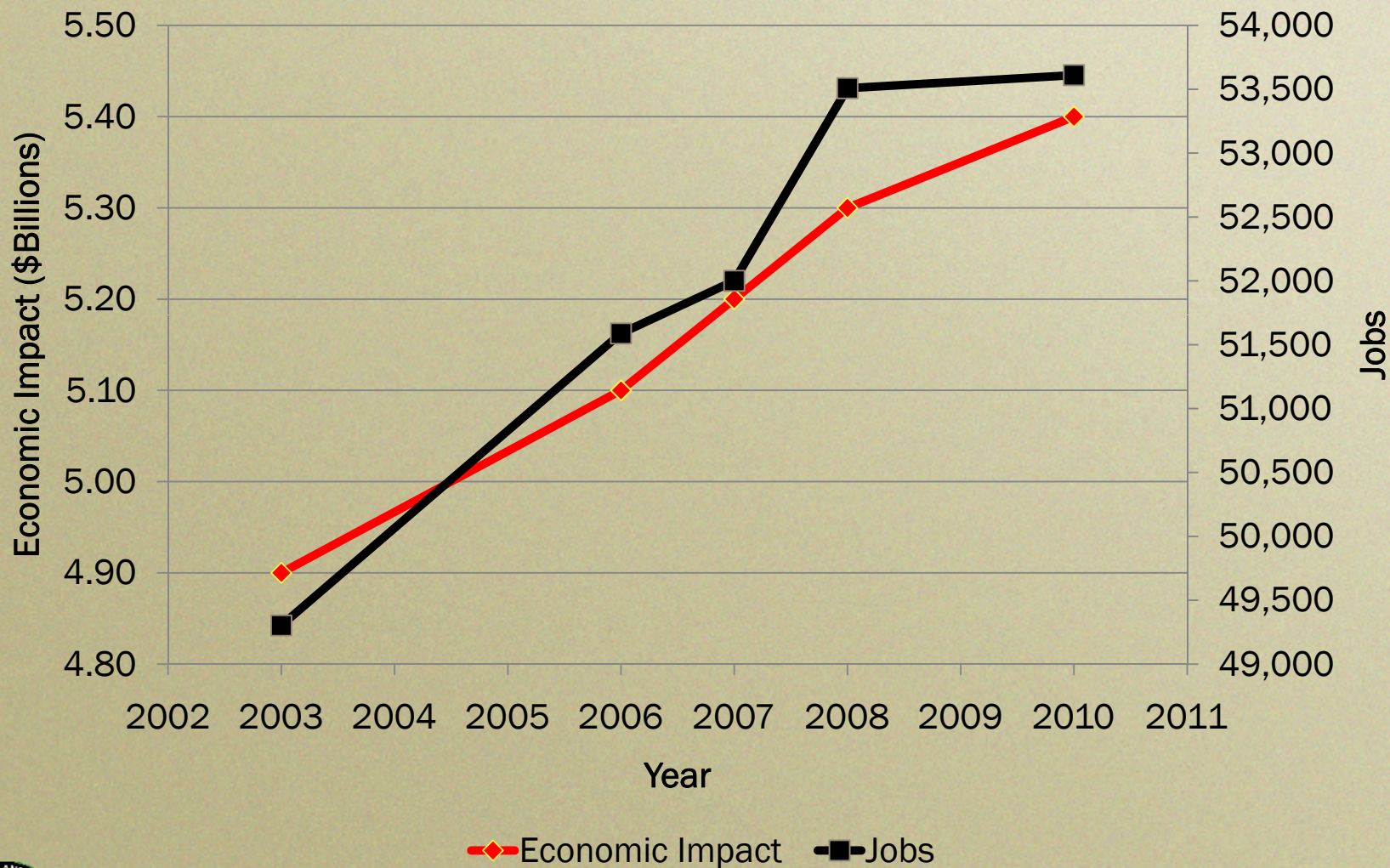
# Fish and Wildlife Economic Impact Statewide



Category	Economic Impact	Jobs
Boating Industry	\$16,800,000,000	203,000
Saltwater Rec. Fishing	\$5,499,000,000	54,500
Wildlife Viewing	\$5,688,000,000	51,400
<b>TOTAL</b>	<b>\$27,987,000,000</b>	<b>308,900</b>



# Saltwater Fishing Economic Impact Trend (FL)





# Commercial Fishing

## Top Ten

## Value

- Stone Crab (claws) \$23 million
- Spiny Lobster \$20 million
- Pink Shrimp \$18 million
- Red Grouper \$13 million
- Gag Grouper \$ 5 million
- Blue Crab \$ 5 million
- Bait Shrimp \$ 5 million
- Black Mullet \$ 4 million
- Oysters \$ 4 million
- Brown Shrimp \$ 3 million





# 2008 Sales Impacts of the Florida Seafood Industry






	Sales	Jobs
Commercial Harvesters	\$ 171,385,000	3,000
Seafood Processors & Dealers	\$ 423,923,000	4,000
Seafood Wholesalers & Distributors	\$ 1,272,539,000	11,700
Retail Sector	\$ 3,789,399,000	90,000
<b>Total</b>	<b>\$ 5,657,246,000</b>	<b>108,700</b>





# Florida's Marine Fisheries Enhancement Initiative

- Proposed network of fisheries enhancement centers
- Recirculating aquaculture technology for fish production
- Replenishment of native stocks; boost resilience of fisheries
- Compliment ecosystem/habitat restoration efforts
- Bolster and sustain local fishery based economy





Fish and Wildlife Conservation Commission  
Nick Wiley, Executive Director



# Pensacola Bay Preliminary Site Diagram



FFWCC / Wildlife Foundation of Florida  
Prototype Marine Hatchery